



Small Entity Compliance Guide

How The New Motor Vehicle Waste Disposal Well Rule Affects Your Business



Contents

<i>Chapter</i>	<i>Page Number</i>
1. <i>Who Should Read This Guide?</i>	2
2. <i>What Is A Motor Vehicle Waste Disposal Well?</i>	3
3. <i>How Do I Know If I Have A Motor Vehicle Waste Disposal Well?</i>	4
4. <i>What Are The New Class V Rule Requirements For Motor Vehicle Waste Disposal Wells?</i>	5
5. <i>If I'm In One Of These Areas, When Must I Comply?</i>	6
6. <i>If I Want To Close My Well, What Are The Federal Requirements?</i>	7
7. <i>What Are The New Federal Requirements For Keeping Wells Open?</i>	9
8. <i>Compliance Checklist</i>	10
9. <i>Need Help?</i>	11
<i>Attachment A</i> <i>Where You Can Get More Information</i>	12
<i>Attachment B</i> <i>Best Management Practices</i>	19
<i>Attachment C</i> <i>EPA Pre-Closure Notification Form</i>	24
<i>Attachment D</i> <i>New Federal Requirements And Compliance Time Lines For Owners And Operators Of MVWD Wells</i>	27
<i>Attachment E</i> <i>Glossary</i>	30

NOTICE

This guide was prepared pursuant to section 212 of the Small Business Regulatory Enforcement Fairness Act of 1996 ("SBREFA"), Pub. L. 104-121. The Statements in this document are intended solely as guidance to aid you in complying with *Revisions to the Underground Injection Control Regulations for Class V Injection Wells* (Federal Register, Vol. 64, No. 234, pages 68546-68573). In any civil or administrative action against a small business, small government or small non-profit organization for a violation of the *Revisions to the Underground Injection Control Regulations for Class V Injection Wells*, the content of this guide may be considered as evidence of the reasonableness or appropriateness of proposed fines, penalties or damages. This guide may not apply in a particular situation based upon the circumstances, and EPA retains the discretion to adopt approaches on a case-by-case basis that differ from this guide where appropriate. Any decisions regarding a particular facility will be made based on the statute and regulations. Therefore, interested parties are free to raise questions and objections about the substance of this guide and the appropriateness of its application to a particular situation. EPA will, and States should, consider whether the recommendations or interpretations in the guide are appropriate in that situation. EPA may decide to revise this guide without public notice to reflect changes in EPA's approach to implementing *Revisions to the Underground Injection Control Regulations for Class V Injection Wells* or to clarify and update text. Copies of this guide may be obtained by contacting EPA's Small Business Division at 800-368-5888.

Introduction

In late 1999, the Environmental Protection Agency (EPA) issued a new rule governing motor vehicle waste disposal wells. The rule, entitled *Revisions to the Underground Injection Control Regulations for Class V Injection Wells*, was published in the Federal Register, Vol. 64, No. 234, pp. 68546-68573 on December 7, 1999. Copies of the rule are available from the Office of the Federal Register: 202-523-4534, or the EPA web site: <http://www.epa.gov/safewater/uic/c5imp.html>.

A motor vehicle waste disposal well is one type of Class V injection well regulated by Underground Injection Control (UIC) programs, hereafter referred to as UIC Program Agencies or Directors. These wells are typically shallow disposal systems and are located in every State, especially in unsewered areas where the population is also likely to depend on ground water as a drinking water source (**approximately 86% of America's public water systems use ground water**).

During normal vehicle repair and maintenance activities, vehicle fluids may drip or spill or otherwise enter floor drains or sinks in service areas. These fluids, which can introduce various toxic chemicals into sources of drinking water, may include: engine oil, transmission fluid, power steering fluid, brake fluid, hydraulic fluid, antifreeze, chlorinated or non-chlorinated parts-cleaning solvents and degreasers.

This Guide is divided into nine question and answer sections designed to help you:

- figure out if you have a motor vehicle waste disposal well,
- find out if you are affected by EPA's new rule,
- understand how to comply with it if you are affected,
- find additional sources of useful information and Underground Injection Control (UIC) Program contacts,
- pick up tips on best management practices that may save you money and reduce your record keeping requirements, and
- a glossary of terms.

A reminder. . . This Guide outlines the minimum Federal requirements for motor vehicle waste disposal wells. Some States and local jurisdictions may have requirements that are more stringent than the Federal rules. Contact the appropriate Underground Injection Control (UIC) Program Agency to find out about these added requirements (see **Attachment A**).

PLEASE READ . . . *Where rule requirements are presented, the words "must" or "shall" are used followed by the regulatory citation (for example, 40 CFR § 144.12). You can look up the regulation under Title 40 of the Code of Federal Regulations at Section 144. Where recommendations or guidance are presented, the words "should" or "may" are used.*

1

Who Should Read This Guide?

If you are **CURRENTLY** operating a motor vehicle waste disposal well that receives or has received fluids from vehicular repair or maintenance activities -- you should read this guide.

In general, some of the potentially regulated businesses include:

- automotive service stations,
- new and used car dealers,
- auto body shops,
- transmission repair shops,
- muffler repair shops,
- car and truck rental agencies,
- truck stops,
- light airplane maintenance facilities,
- boat yards,
- farm machinery dealers,
- vehicle repair home businesses, and
- railroad maintenance facilities.



READ THIS... *The Class V rule banned new motor vehicle waste disposal wells as of April 5, 2000. You are prohibited from installing floor drains, sinks or septic systems that will receive fluids from vehicular repair or maintenance activities and discharge them directly into the subsurface.*

2

What Is A Motor Vehicle Waste Disposal Well?

A **motor vehicle waste disposal well** is a type of **Class V** injection well. Typically they are shallow disposal systems that receive or have received fluids from vehicular repair or maintenance activities, such as an auto body repair shop, automotive repair shop, new and used car dealership, specialty repair shop (e.g., transmission and muffler repair shop), or any area where vehicular repair work is performed.

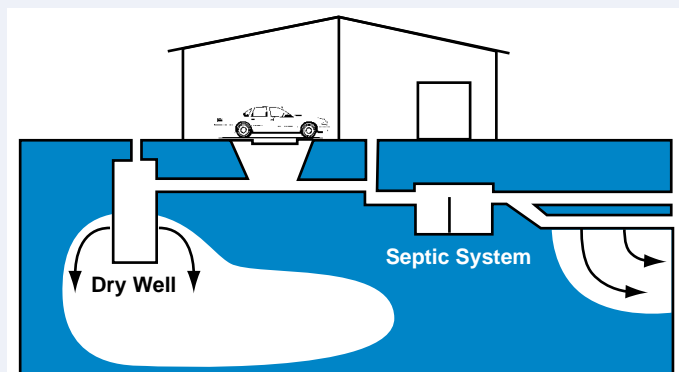
Generally motor vehicle waste disposal wells are floor drains or sinks in service bays that are tied into a shallow disposal system. Most commonly these shallow disposal systems are **septic systems** or **dry wells**, but any underground system that receives motor vehicle waste would be considered a motor vehicle waste disposal well. A variety of names are used to describe shallow disposal systems including: cesspools, catchbasins, sink holes, underground vaults, or drain tanks to name a few.

Definitions:

Class V refers to one of the five types of injection practices that States and the EPA regulate under the UIC Program (40 CFR § 144.80).

A **Septic system** means a "well" that is used to discharge sanitary waste below the surface and is typically comprised of a septic tank and a sub-surface fluid distribution system or disposal system.

A **Drywell** means a well, other than an improved sinkhole or subsurface fluid distribution system, completed above the water table so that its bottom and sides are typically dry except when receiving fluids.



For additional definitions see the glossary in **Attachment E**.

PLEASE READ . . . A motor vehicle waste disposal well is classified by the waste it receives (fluids from vehicular repair) and NOT by the construction of the shallow disposal system that receives the waste.

3

How Do I Know If I Have A Motor Vehicle Waste Disposal Well?

Answer the following questions to determine if you have a motor vehicle waste disposal well and if the new rule and this guide applies to you.

Questions:	If Your Answer is Yes . . .	If Your Answer Is No . . .
1. Does your facility service motor vehicles? Examples: cars, trucks, buses, motorcycles, powerboats, all terrain vehicles, snowmobiles, farm tractors, construction machineries, trains, helicopters, airplanes, jet skis, and other motorized vehicles.	If yes, go to question number 2.	If no, you are not affected by the new rule. Stop here.
2. Does your facility have floor drains or sinks in the vehicle service areas?	If yes, go to question number 3.	If no, you are not affected by the new rule. Stop here.
3. Are all of your floor drains and sinks connected to a municipal sewer? (see note below)	If yes, you are not affected by the new rule. Stop here.	If no, go to question number 4.
4. Are all of your floor drains and sinks connected to a holding tank, and is the waste in the holding tank disposed of off-site? (see note below)	If yes, you are not affected by the new rule. Stop here. (However, you may be subject to other State or Federal disposal requirements.)	If no, go to question number 5.
5. Are you discharging all of your motor vehicle service wastewater directly to surface waters or onto land? (see note below)	If yes, you are not affected by the new rule. Stop here. (However, you may be subject to other State or Federal disposal requirements.)	If no, you may be disposing of motor vehicle service wastewater into a shallow disposal system such as a septic system or dry well and thus have a motor vehicle waste disposal well.

Note: Any building plans showing wastewater flow may reflect the intent of the architect and not necessarily the results of the builder. Also, they probably do not include any renovations since your shop was built. To be sure where your wastewater goes, use dye or smoke tests to help locate the discharge points for your floor drains and sinks. Your local health department or a plumber may be able to help you determine where your drain goes.

4

What Are The New Class V Rule Requirements for Motor Vehicle Waste Disposal Wells?

New MOTOR VEHICLE WASTE DISPOSAL WELLS are banned nationwide as of April 5, 2000 (Sections (§§) 144.84(b)(2), 144.85(c) and 144.88(b)(2)).

EXISTING MOTOR VEHICLE WASTE DISPOSAL WELLS are banned in ground water protection areas and other sensitive ground water areas. States or EPA may waive the ban and allow owners and operators to obtain a permit. (§§ 144.85(b) and 144.88 (b)(1)).

Ground water protection areas are those areas that currently provide short term recharge of ground water to: 1) public drinking water wells that serve communities; and 2) other establishments that serve the same people every day (such as schools). States must conduct Source Water Assessments to delineate these areas and to identify all potential sources of contamination within these areas. (§144.86).

Other sensitive ground water areas are those areas outside of ground water protection areas that a State has decided need additional protection from MOTOR VEHICLE WASTE DISPOSAL WELLS. States will identify these areas based on their sensitivity to ground water contamination and may include areas with a large number of private drinking water wells, ground water recharge areas, limestone and volcanic rock formations, or shallow ground water.

HOW TO FIND OUT IF YOUR MOTOR VEHICLE WASTE DISPOSAL WELL IS LOCATED IN A GROUND WATER PROTECTION OR OTHER SENSITIVE GROUND WATER AREA:


- Your State may notify you directly that you are in one of these areas, or
- Your State may announce the location of these areas through newspapers, T.V., the Internet, or other means.
- You can contact your State UIC Program or Drinking Water Source Assessment and Protection Program (see State lists in **Attachment A**).
- You may also ask EPA for a State list: call the Safe Drinking Water Hotline at 1-800-426-4791, or visit EPA's website for the State lists at <http://www.epa.gov/safewater/uic/c5imp.html> or <http://www.epa.gov/safewater/source/contacts.html>.

PLEASE READ... *Some States may have more stringent requirements for motor vehicle waste disposal wells. For example: some States may ban motor vehicle waste disposal wells (not allowing owners or operators to apply for a waiver) while others may decide to apply the new motor vehicle waste disposal well requirements statewide, in which case, you must close your well or apply for a permit regardless of the location of your motor vehicle waste disposal well.*

5

If I'm In One Of These Areas, When Must I Comply?

- In general, compliance with this new rule will be required between April 2001 and January 2005 for motor vehicle waste disposal wells located in ground water protection areas.
- For wells located in sensitive ground water areas, the compliance date could range from January 2004 to January 2008. **Attachment D** contains additional information on compliance schedules.



- The schedule for you to meet the regulatory requirements varies from State to State. Contact the Underground Injection Control Program in your State (see the list of Underground Injection Control (UIC) Program contacts in **Attachment A**) to find out when you will need to comply with the revised regulation.
- You can also call the Safe Drinking Water Hotline at 1-800-426-4791 to find out whom to call in your State for this information.

6

If I Want To Close My Well, What Are The Federal Requirements?

The Federal minimum requirements for closure are as follows: You must close your motor vehicle waste disposal well in a ". . .manner that prevents movement of contaminated fluids into underground sources of drinking water, which may cause a violation of national drinking water standards or other health-based standards, or may adversely affect public health" (40 CFR §144.12).

YOU MUST:

1. **Notify the appropriate State or EPA UIC Director in writing 30 days prior to closure** (§ 144.88(b)(vii)).

Contact your UIC Program Agency and ask if they want you to fill out a pre-closure notification form or write a letter. Send this notification at least 30 days before physically closing the well. The Federal Pre-closure Notification Form is found in **Attachment C**.

2. **Permanently plug or otherwise close the well in a way that ensures underground sources of drinking water are protected and is approved by your UIC Director** (§ 146.10 (b) and (c)).
3. **Dispose or otherwise manage any soil, gravel, sludge, liquids, or other materials removed from or adjacent to your well according to all Federal, State, and local regulations and requirements** (§ 146.10 (b) and (c)).

It is your responsibility to find out what your UIC Program Agency may require in addition to the minimum Federal requirements.

Your State's UIC Program Agency may have additional or more specific requirements for the closure of motor vehicle waste disposal wells. Prior to closing your well, contact your UIC Director for guidance (see **Attachment A**).

Example: If your floor drains are connected to your septic system, you may be required to clean out the drains and the pipes running to the septic tank, seal them off using cement and have a licensed or certified septic service check the content of your septic tank to see if it needs to be pumped out to get rid of any contaminated sludge. You may be required to sample surrounding soils and ground water to insure there is no contamination. After this is done, the septic system can be used to manage wastewater from bathrooms.

Post-Closure Alternatives

Following well closure, consider one of the following suggestions for managing motor vehicle service wastewater:

The Dry Shop: Minimize the use of water to clean service bays. Use absorbents and vacuums to pick up spills and drips. Dispose of these materials according to State guidelines and regulations. Place all used vehicle fluids in individual containers for proper off-site management (see Attachment B).

Holding Tanks: Store the motor vehicle waste in a service bay wastewater holding tank. The tank can then be periodically pumped out for proper disposal. You may minimize the amount of wastewater that has to be stored by separating out shop wastewater from sanitary and vehicle washing wastewater -- and by cutting back on the amount of water used in your shop.

Sanitary Sewer Hookup: Contact the local sewer authority about the possibility of connecting floor drains to the sewer system. Often, system hook-up may be available even though it was not an option when the service bays were first built. Sewer hookups can be expensive. If connecting to a sanitary sewer will take time to complete, your UIC Program Director may extend the well closure deadline for up to one year. You are required to obtain special permission and probably, a temporary operating permit.

Conversion: In limited cases, a UIC Director may allow you to convert a motor vehicle waste disposal well to another type of Class V well (§144.89(b)). This option requires that all motor vehicle fluids be kept separated from drains using physical barriers and the waste prevented from entering the well. Also, your UIC Program Agency will examine your shop's compliance history and waste management records to determine whether or not to allow you to convert your motor vehicle waste disposal well.

Example: It has been estimated that a person generates about 25 gallons of sanitary wastewater per an 8-hour workday. This would add up to about 6,000 gallons of wastewater per year, per person. Separating sanitary wastewater from shop wastewater can lower hauling and management costs.



What Are The New Federal Requirements For Keeping Wells Open?

Some States may allow you to apply for a waiver from the ban and continue using your well (§§144.84(b)(2), 144.87(a) and (c), and 144.88(b)(1)(ii)). In most cases, a waiver will take the form of a permit application. To apply for a permit, first contact the appropriate UIC Program Agency listed in **Attachment A**. Whether or not a waiver will be granted will depend on specific State requirements and your particular situation. Of course, if no waiver is granted, you must close the well.

If the UIC Program Agency grants you a waiver, you must follow the procedures outlined by the State or EPA Region. At a minimum, operating permits will require that (§144.88(b)(1)(iv)):

- Waste fluids must meet National Primary Drinking Water Standards (Maximum Contaminant Levels (MCLs)) and other health-based standards at point of injection (§§ 144.3 and 146.3). This means that shop wastewater, before it is discharged into the ground, must not exceed any MCL or other health-based standard. See EPA's MCL web page: <http://www.epa.gov/OGWDW/mcl.html>.
- You must implement best management practices, as outlined in your permit, to minimize the discharge of contaminants into your shop wastewater (**Attachment B**).
- You must conduct monitoring to characterize the quality of the injectate (wastewater being discharged into the ground) and sludge, both initially and on an ongoing basis, to ensure continued compliance with MCLs. Your UIC Program Agency will determine the frequency of monitoring as part of the operating permit.

If your wastewater does not meet drinking water standards, you have two options:

1. Install new pretreatment equipment. Specific permission from the State or EPA Region will be necessary to extend a compliance deadline if it will take extra time to meet this requirement.
2. Close the well in accordance with the requirements and schedule specified by your State or EPA Region (see Section 6 above).

PLEASE READ . . . *Remember, you are responsible for complying with the minimum Federal requirements for motor vehicle waste disposal wells in the Class V Rule. Failure to comply, may result in enforcement action, including penalties.*

8

Compliance Checklist

If you repair or maintain motor vehicles, you should do the following:

- ✓ Figure out if your facility generates motor vehicle waste (Section 2)
- ✓ Find out if your floor drain or work sink discharges into a shallow disposal system (Section 3)
- ✓ Determine if your facility will be affected by the new requirements for motor vehicle waste disposal wells (Section 4)
- ✓ Learn when you must comply (Section 5)
- ✓ Make sure you know how to properly close your well (Section 6)
- ✓ Select alternative management options for motor vehicle wastes (Section 6)
- ✓ Understand the minimum permit requirements if you keep your well open (Section 7)



9

Need Help?

Look in the attachments at the end of this Guide for more information:

- Who's your State's UIC Agency, your State's Source Water Assessment Agency? - See **Attachment A** (page 12)
- Where are web sites with helpful information on this subject - See **Attachment A** (page 16-17)
- What best management practices can save you time and money? - See **Attachment B** (page 19)
- What are you required to tell your State's UIC Agency before you close your well? - See **Attachment C** (page 25)
- Where can you find the published Federal requirements for motor vehicle waste disposal wells (the Class V Rule)? - See **Attachment D** (page 27)
- What are the new definitions that you should know? - See **Attachment E** (page 30)



Attachment A

Where You Can Get More Information

Where to call to get more information on the motor vehicle waste disposal well requirements and other sensitive ground water areas –

<i>UIC Program Agencies</i>	<i>Source Water Assessment Agencies</i>
EPA REGION 1(617) 918-1614	EPA REGION 1(617) 918-1578
Connecticut Department of Environmental Protection(860) 424-3018	Connecticut Department of Public Health(860) 509-7343
Maine Department of Environmental Protection(207) 287-7814	Maine Bureau of Health(207) 287-6196
Massachusetts Department of Environmental Protection(617) 574-6855	Massachusetts Department of Environmental Protection(617) 292-5930
New Hampshire Department of Environmental Services(603) 271-2858	New Hampshire Department of Environmental Services(603) 271-1168
Rhode Island Department of Environmental Management(401) 222-6820	Rhode Island Department of Health(401) 222-6867 ext. 2237
Vermont Department of Environmental Conservation(802) 241-4455 ext. 7552	Vermont Department of Environmental Conservation(802) 241-3409
Indian Lands in Region 1 States – EPA Region 1(617) 918-1614	Indian Lands in Region 1 States – EPA Region 1(617) 918-1578
EPA REGION 2(214) 637-4232	EPA REGION 2(214) 637-3822
New Jersey Department of Environmental Protection(609) 292-0443	New Jersey Department of Environmental Protection(609) 292-5550
New York -- EPA Region 2(214) 637-4232	New York State Department of Health(518) 402-7713
Puerto Rico Environmental Quality Board(787) 767-8181	Puerto Rico Department of Health(787) 754-6370
Virgin Islands -- EPA Region 2(214) 637-4232	Virgin Islands Department of Environmental Protection(340) 773-0565
Indian Lands in Region 2 States – EPA Region 2(214) 637-4232	Indian Lands in Region 2 States – EPA Region 2(214) 637-3822

<i>UIC Program Agencies</i>	<i>Source Water Assessment Agencies</i>
EPA REGION 3(215) 814-5445	EPA REGION 3(215) 814-5779
Delaware Department of Natural Resources & Env. Control(302) 739-4762	Delaware Department of Natural Resources & Env. Control(302) 739-4793
Maryland Department of Environment(410) 631-3662	Maryland Water Management Administration(410) 631-3714
Pennsylvania -- EPA Region 3(215) 814-5445	Pennsylvania Department of Environmental Protection(717) 772-4018
Virginia -- EPA Region 3(215) 814-5445	Virginia Office of Water Programs(804) 786-5568
West Virginia Division of Environmental Protection(304) 558-2108	West Virginia Department of Health(304) 558-2981
District of Columbia -- EPA Region 3(215) 814-5445	District of Columbia Department of Health (202) 645-6601
EPA REGION 4(404) 562-9452	EPA REGION 4(404) 562-9456
Alabama Department of Environmental Management(334) 271-7844	Alabama Department of Environmental Management(334) 271-7773
Florida Department of Environmental Protection(850) 921-9417	Florida Department of Environmental Protection(850) 921-9438
Georgia Environmental Protection Division .(404) 657-6130	Georgia Environmental Protection Division .(404) 656-0719
Kentucky -- EPA Region 4(404) 562-9452	Kentucky Natural Resources and Env. Protection Cabinet(502) 564-3410
Mississippi Department of Environmental Quality(601) 961-5570	Mississippi Department of Environmental Quality(601) 961-5354
North Carolina Department of Environment and Nat. Resources(919) 715-6166	North Carolina Department of Environment and Nat. Resources(919) 733-2321
South Carolina Department of Natural Resources(803) 898-3549	South Carolina Department of Health and Env. Control(803) 898-3798
Tennessee -- EPA Region 4(404) 562-9452	Tennessee Department of Environment and Conservation(615) 532-0170
Indian Lands in Region 4 States -- EPA Region 4(404) 562-9452	Indian Lands in Region 4 States -- EPA Region 4(404) 562-9456
EPA REGION 5(312) 886-1492	EPA REGION 5(312) 886-9262
Illinois Environmental Protection Agency . . .(217) 782-6070	Illinois Environmental Protection Agency . . .(217) 785-4787
Indiana -- EPA Region 5(312) 886-1492	Indiana Department of Environmental Management(317) 308-3319
Michigan -- EPA Region 5(312) 886-1492	Michigan Department of Environmental Quality(517) 335-8312
Minnesota -- EPA Region 5(312) 886-1492	Minnesota Department of Health(612) 215-0796

<i>UIC Program Agencies</i>	<i>Source Water Assessment Agencies</i>
Ohio Environmental Protection Agency(614) 644-2752	Ohio Environmental Protection Agency(614) 644-2903
Wisconsin Department of Natural Resources(608) 266-2438	Wisconsin Department of Natural Resources(608) 266-5234
Indian Lands in Region 5 States – EPA Region 5(312) 886-1492	Indian Lands in Region 5 States – EPA Region 5(312) 886-9262
EPA REGION 6(214) 665-7183	EPA REGION 6(214) 665-7129
Arkansas Department of Environmental Quality(501) 682-0646	Arkansas Department of Health(501) 661-2623
Louisiana Department of Natural Resources(225) 342-5515	Louisiana Department of Environmental Quality(225) 765-0578
New Mexico Environment Department(505) 827-2936	New Mexico Environment Department(505) 827-1400
Oklahoma Department of Environmental Quality(405) 702-5100	Oklahoma Department of Environmental Quality(405) 702-8120
Texas Natural Resource Conservation Commission(512) 239-6933	Texas Natural Resource Conservation Commission(512) 239-6020
Indian Lands in Region 6 States – EPA Region 6(214) 665-7183	Indian Lands in Region 6 States – EPA Region 6(214) 665-7129
EPA REGION 7(913) 551-7030	EPA REGION 7(913) 551-7030
Iowa -- EPA Region 7(913) 551-7030	Iowa Department of Natural Resources(515) 281-8998
Kansas Department of Health and Environment(785) 296-5560	Kansas Department of Health and Environment(785) 296-5505
Missouri Department of Natural Resources .(573) 368-2170	Missouri Department of Natural Resources .(573) 526-5449
Nebraska Department of Environmental Quality(402) 471-0096	Nebraska Department of Environmental Quality(402) 471-4270
Indian Lands in Region 7 States – EPA Region 7(913) 551-7030	Indian Lands in Region 7 States – EPA Region 7(913) 551-7030
EPA REGION 8(303) 312-6242	EPA REGION 8(303) 312-6753
Colorado -- EPA Region 8(303) 312-6242	Colorado Department of Public Health and Environment(303) 692-3579
Montana -- EPA Region 8(303) 312-6242	Montana Department of Environmental Quality(406) 444-4806
North Dakota Department of Health(701) 328-5210	North Dakota Department of Health(701) 328-5217
South Dakota -- EPA Region 8(303) 312-6242	South Dakota Department of Environment and Nat. Resources(605) 773-3296
Utah Department of Environmental Quality(801) 538-6023	Utah Department of Environmental Quality(801) 536-4195

<i>UIC Program Agencies</i>	<i>Source Water Assessment Agencies</i>
Wyoming Department of Environmental Quality(307) 777-7095	Wyoming Department of Environmental Quality(307) 777-7343
Indian Lands in Region 8 States – EPA Region 8(303) 312-6242	Indian Lands in Region 8 States – EPA Region 8(303) 312-6753
EPA REGION 9(415) 744-1834	EPA REGION 9(415) 744-1829
Arizona -- EPA Region 9(415) 744-1834	Arizona Department of Environmental Quality(602) 207-4425
California -- EPA Region 9(415) 744-1834	California Department of Public Health(510) 540-2177
Hawaii -- EPA Region 9(415) 744-1834	Hawaii Department of Health(808) 586-4258 ext. 229
Nevada Division of Environmental Protection(775) 687-4670 ext. 3137	Nevada Bureau of Health Protection Services(775) 687-4750
Indian Lands in Region 9 States – EPA Region 9(415) 744-1834	Indian Lands in Region 9 States – EPA Region 9(415) 744-1829
EPA REGION 10(206) 553-1369	EPA REGION 10(206) 553-1901
Alaska -- EPA Region 10(206) 553-1369	Alaska Department of Environmental Conservation(907) 269-7514
Idaho Department of Water Resources(208) 327-7887	Idaho Department of Health and Welfare(208) 373-0542
Oregon Department of Environmental Quality(503) 229-5374	Oregon Department of Environmental Quality(503) 229-5413
Washington Department of Ecology(360) 407-6443	Washington Department of Health(360) 236-3149
Indian Lands in Region 10 States – EPA Region 10(206) 553-0226	Indian Lands in Region 10 States – EPA Region 10(206) 553-0226



EPA and State web sites

(When a site has information related to UIC and/or motor vehicle waste disposal practices, a direct address or link information has been provided.)

EPA REGION 1	www.epa.gov/region0/eco/drinkwater/prevent.html
Connecticut	dep.state.ct.us/wst/p2/vehicle/abwaswat.htm
Maine	www.state.me.us/dep/blwq/docstand/uic/uichome.htm
Massachusetts	www.magnet.state.ma.us/dep/pubssite.htm
New Hampshire	www.des.state.nh.us/factsheets/ws/ws-22-4.htm www.des.state.nh.us/factsheets/ws/ws-22-9.htm
Rhode Island	http://www.state.ri.us/dem/org/waterres.htm
Vermont	www.anr.state.vt.us/dec/ead/eadhome/capubs.htm
EPA REGION 2	www.epa.gov/region02
New Jersey	www.state.nj.us/dep/dwq/gwpp.htm
Puerto Rico	ortaleza.govpr.org
EPA REGION 3	www.epa.gov/reg3wapd/uic/uicmain3_old.htm
Maryland	www.mde.state.md.us
West Virginia	www.dep.state.wv.us/wr/OWR_Website/index.htm (click on Groundwater and UIC)
EPA REGION 4	www.epa.gov/region04/uic/uicmain3_old.htm
Alabama	www.adem.state.al.us
Florida	www2.dep.state.fl.us/water/wf/uic
Mississippi	www.deq.state.ms.us/newweb/homepages.nsf
North Carolina	http://gw.ehnr.state.nc.us/uic.htm
South Carolina	www.scdhec.net/water , click on water program index, then on UIC
EPA REGION 5	www.epa.gov/r5water/uic/uic.htm
Illinois	www.epa.state.il.us/land/regulatory-programs/underground-injection-control.html
Ohio	www.epa.state.oh.us/ddagw/uic.html
Wisconsin	www.dnr.state.wi.us

EPA REGION 6	www.epa.gov/earth1r6/6en/w/sdwauc.htm
Arkansas	www.adeg.state.ar.us
Louisiana	www.dnr.state.la.us/cons/conserin/uic.ssi
New Mexico	www.nmenv.state.nm.us
Oklahoma	www.deq.state.ok.us/waste/uic.html
Texas	www.tnrcc.state.tx.us/permitting/wasteperm/uicrw/uic/index.html
EPA REGION 7	www.epa.gov/region07
Kansas	www.kdhe.state.ks.us
Missouri	www.dnr.state.mo.us
Nebraska	www.deq.state.ne.us/GroundW.nsf/pages/GWSec
EPA REGION 8	www.epa.gov/unix0008/land_waste/uic/uic.html
North Dakota	www.health.state.nd.us/ndhd/default.asp
Utah	www.deq.state.ut.us
Wyoming	deq.state.wy.us/wqd/UIC/uicpage.htm
EPA REGION 9	www.epa.gov/region09/water
Nevada	www.state.nv.us/ndep/bwpc/uic01.htm
EPA REGION 10	www.epa.gov/r10earth/offices/water/webgwpu.htm
Idaho	www.idwr.state.id.us/
Oregon	waterquality.deq.state.or.us/wq/groundwa/uichome.htm
Washington	http://198.187.0.42/ehp/dw



*Here's some more web sites related
to motor vehicle waste disposal
management:*

www.epa.gov/epaoswer/hazwaste/sqghand.htm

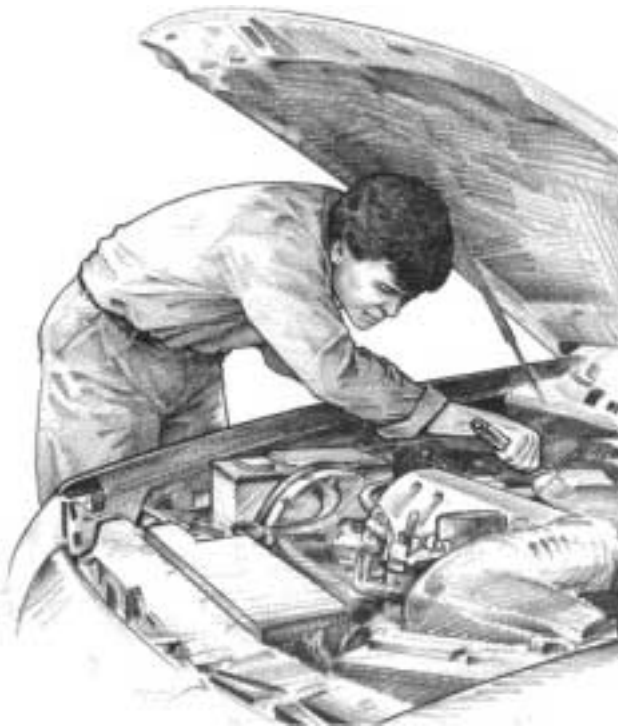
www.ccar-greenlink.org

www.smallbiz-enviroweb.org

www.westp2net.org

www.greentruck.com

www.epa.gov/region09/cross_pr/p2/autofleet/factauto.html



Attachment B

Best Management Practices

Motor vehicle service facilities generate a variety of wastes, some classified as hazardous. The following list of best management practices (BMPs) offer you ways to reduce the amount of waste you generate and waste disposal options more environmentally friendly than motor vehicle waste disposal wells. They come from various trade publications, manuals, and State guidance. This list is not exhaustive, nor are specific BMPs endorsed by the EPA. Contact your State UIC Program agency for more information.

What are BMPs?	BMPs are physical, structural, and managerial practices that, when used singly or in combination, decrease the potential for service facilities to pollute drinking water.
What are the benefits of BMPs?	Using best management practices for waste handling will: <ul style="list-style-type: none">• save money by reducing and recycling wastes,• reduce regulatory record keeping and reporting,• protect public health and the health and safety of workers,• enhance public image,• decrease liability by lowering contamination potential, and• promote compliance with regulations to protect drinking water.
TOPICS COVERED:	
Running a Dry Shop	A dry shop is a shop that has sealed all its floor drains. Although a 100% "dry shop" may not be practical in some areas due to melting snow and ice, use of suggested methods and equipment will decrease floor wash water volume and contamination.
Connecting Floor Drains to Holding Tanks or Sanitary Sewer	This option allows you to leave floor drains open, but motor vehicle waste will no longer enter the ground. Instead the drains would be connected to either (1) an above-ground or underground holding tank that meets all federal, State, and local requirements, or (2) a municipal sanitary sewer, with approval from the sewage treatment plant or a permit from an appropriate agency.
Training Your Employees and Yourself	A well-tuned shop requires well-trained employees. Good understanding and use of waste handling practices could stop costly pollution incidents.
Effective Communication	Signs and posters are effective tools to remind employees to use accepted spill control procedures, and to properly handle and dispose of wastes.
Keeping Good Records	Good record-keeping of hazardous materials inventory, waste disposal, and recycling, shows responsible efforts and satisfies government agencies.

Running a Dry Shop

When used together, the following practices and equipment significantly lower the amount of water needed to clean shop floors. Minimizing wastewater promotes regulatory compliance and reduces environmental liability.



Prevent spills from ever reaching the floor:

- install drip pans and trays throughout the shop (under vehicles and wherever liquids are transferred),
- use funnel drum covers to minimize spills when transferring liquids from one container to another, and
- install bulk, pressurized, overhead fluid delivery systems (available from all major motor oil manufacturers) to reduce spills and increase work efficiency.

Clean up spills immediately:

- employees should carry rags so that small spills can be wiped dry when they occur,
- clean with reusable cloth rags, rather than paper towels, and address commercial laundering concerns,
- make sure spill cleanup equipment is well marked and easily available at all times,
- use absorbent materials (pads, mats, hydrophobic mops, and floor sweeps) to remove medium-size or larger spills, and
- wring out absorbed fluid into suitable containers for recycling or disposal, reuse absorbents as long as possible, and properly deal with spent absorbents.

Keep floor clean and dry:

- sweep floor with a broom every day to prevent unnecessary dirt and contaminant buildup,
- use only a damp mop for general cleanups and after sweeping (do not generate excessive wash water),
- never hose down work areas (this practice generates large quantities of contaminated wash water that must be disposed of properly), and
- consider sealing shop floor with impervious materials such as epoxy or other suitable sealant for easier cleanups.

Connecting Floor Drains to Holding Tanks or Sanitary Sewer

Floor drains must be connected to a holding tank or sanitary sewer if it is not possible to obtain a permit or eliminate them in vehicle service areas.

Connecting floor drains to a holding tank

(above-ground or underground):

- make sure the holding tank meets all federal, state, and local requirements,
- monitor the fluid level and schedule regular pump-outs using licensed or certified waste haulers, and
- check for leaks and drips on a regular basis.

Connecting floor drains to a municipal sanitary sewer:

- make sure the hookup is legal and approved by the local sewage treatment plant,
- do not connect floor drains to a storm drain or storm sewer, and
- discharge only allowable wastewater to the sanitary sewer.

Training Your Employees and Yourself

Well-trained employees generate less waste, resulting in a safer and more cost-effective shop.

Educate employees about the benefits of preventing pollution on the shop floor.

Provide training on:

- good housekeeping practices (e.g., proper use, transfer, and storage of materials and wastes),
- suitable spill prevention measures and correct use of spill cleanup equipment,
- recycling procedures and storage of recyclable materials,
- environmental and public health consequences of improper waste disposal (e.g., contamination of drinking water and creation of hazardous waste sites), and
- how reduction of hazardous waste directly relates to job responsibility, performance reviews, and shop success.



Make sure employees know about Material Safety Data Sheets (MSDSs):

- indicate where MSDSs are located for products used in the shop (the Occupational Safety and Health Administration requires that MSDSs be kept and made available to employees),
- instruct employees on the content of MSDSs (fire and explosion potential, reactivity with other substances, health hazards, protective measures, spill procedures, and special precautions), and
- have manufacturers or sales representatives provide training on the proper use of products and equipment.

Provide "refreshers" to make sure employees keep good practices in mind and to inform employees of new regulatory requirements:

Effective Communication

Place signs and posters in shop to remind employees about pollution prevention, spill avoidance and control procedures, and emergency response information.



Stencil or post notices to remind employees:

- to use the right containers or drums to store recyclable wastes,
- to apply proper spill control methods to cleanup spills,
- not to discard motor vehicle fluids into floor drains or work sinks, and
- not to allow motor vehicle fluids or floor wash water to enter storm drains (and pollute local waterways and ground water).



Keeping Good Records

Maintaining good records is important in order to track pollution prevention efforts and other benefits of using BMPs.

Update facility plans to reflect:

- current shop design (for example, elimination of all open floor drains), and
- location of potential contamination and stormwater drainage areas (for use in developing a stormwater pollution prevention plan).



Update permits to reflect:


- changes in shop operation, and
- changes in applicable federal, State, and local requirements.

Maintain supply inventory, waste disposal, and recycling records to track:

- materials used and savings linked to reduction of wastes, and
- progress of efforts to prevent pollution.

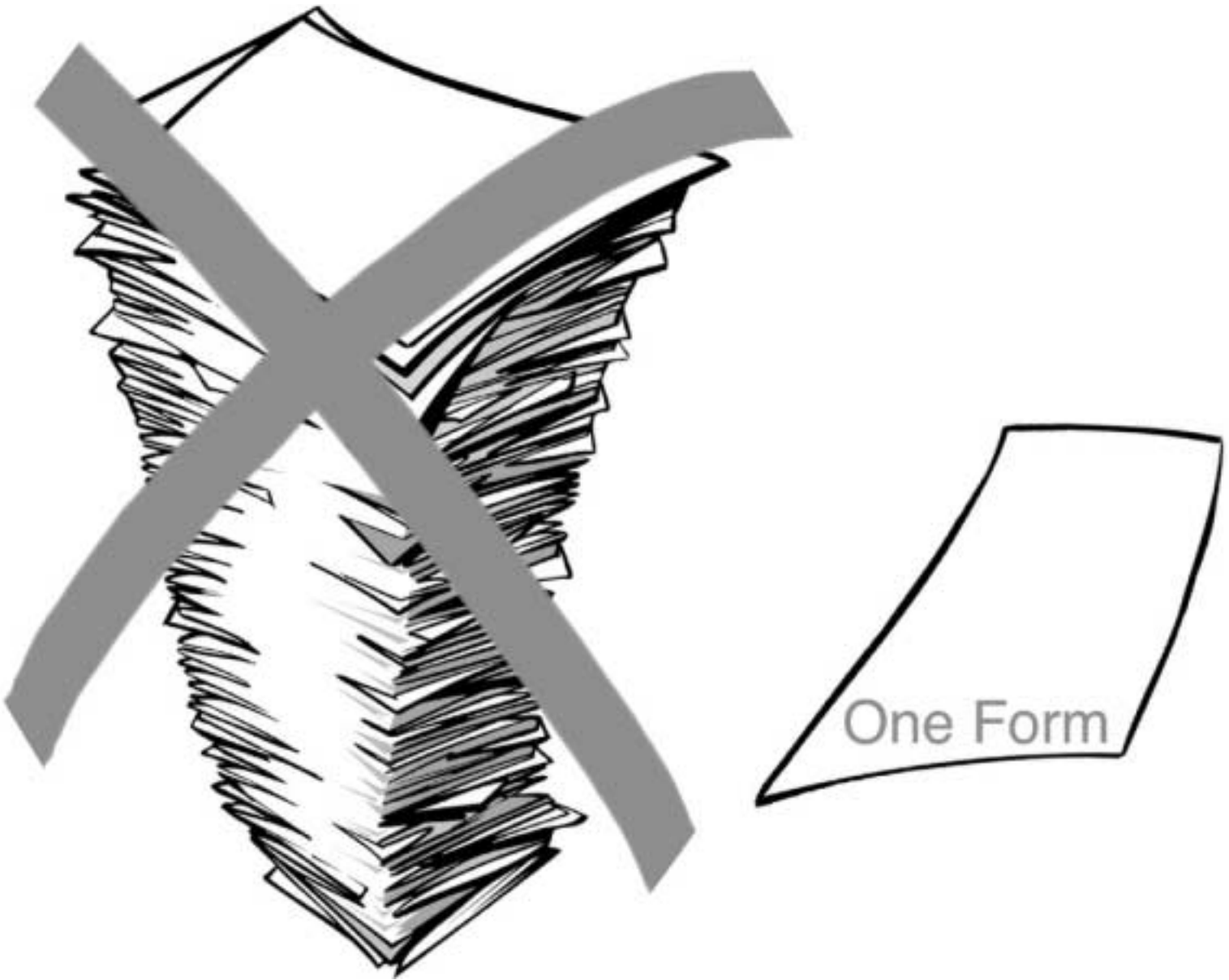
Need More Information?

For more information, call EPA's Small Business Ombudsman Office at 1-800-368-5888 or the Safe Drinking Water Hotline at 1-800-426-4791. Also, depending on location, contact the appropriate State or regional EPA contacts listed in Attachment A of the Small Entity Compliance Guide. Many State and regional EPA offices have developed BMP guides for pollution prevention that are available upon request or on associated web sites.



Attachment C

EPA Pre-Closure Notification Form



United States Environmental Protection Agency

UIC Federal Reporting System

Class V Well Pre-Closure Notification Form

1. Name of facility: _____

Address of facility: _____

City/Town: _____ State: _____ Zip Code: _____

County: _____ Location: _____ Lat./Long.: _____

2. Name of Owner/Operator: _____

Address of Owner/Operator: _____

City/Town: _____ State: _____ Zip Code: _____

Legal contact: _____ Phone number: _____

3. Type of well(s): _____ Number of well(s): _____

4. Well construction (check all that apply):

- Drywell Septic tank Cesspool
- Improved sinkhole Drainfield/leachfield Other

5. Type of discharge: _____

6. Average flow (gallons/day): _____ 7. Year of well construction: _____

8. Type of well closure (check all that apply):

- Sample fluids/sediments Clean out well
- Appropriate disposal of remaining fluids/sediments Install permanent plug
- Remove well & any contaminated soil Conversion to other well type
- Other (describe): _____

9. Proposed date of well closure: _____

10. Name of preparer: _____ Date: _____

Certification

I certify under the penalty of law that I have personally examined and am familiar with the information submitted in this document and all attachments and that, based on my inquiry of those individuals immediately responsible for obtaining the information, I believe that the information is true, accurate, and complete. I am aware that there are significant penalties for submitting false information, including the possibility of fine and imprisonment. (Ref. 40 CFR 144.32).

Name and Official Title (<i>Please type or print</i>)	Signature	Date Signed
---	-----------	-------------

INSTRUCTIONS FOR EPA FORM 7520-17

This form contains the minimum information that you must provide your UIC Program Director if you intend to close your Class V well. This form will be used exclusively where the EPA administers the UIC Program: AK, AS, AZ, CA, CO, DC, DE, HI, IA, IN, KY, MI, MN, MT, NY, PA, SD, TN, VA, VI, and on all Tribal Lands. If you are located in a different State or jurisdiction, ask the agency that administers the UIC Program in your State for the appropriate form.

If you are closing two or more Class V wells that are of similar construction at your facility (two dry wells, for example) you may use one form. If you are closing Class V wells of different construction (a septic system and a dry well, for example) use one form per construction type.

The numbers below correspond to the numbers on the form.

1. Supply the name and street address of the facility where the Class V well(s) is located. Include the City/Town, State (U.S. Postal Service abbreviation) and Zip Code. If there is no street address for the Class V well, provide the route number or locate the well(s) on a map and attach it to this form. Under "Location," provide the Latitude/Longitude of the well, if available.
2. Provide the name and mailing address of the owner of the facility, or if the facility is operated by lease, the operator of the facility. Include the name and phone number of the legal contact for any questions regarding the information provided on this form.
3. Indicate the type of Class V well that you intend to close (for example, motor vehicle waste disposal well or cesspool). Provide the number of wells of this well type at your location that will be closed.
4. Mark an "X" in the appropriate box to indicate the type of well construction. Mark all that apply to your situation. For example, for a septic tank that drains into a drywell, mark both the "septic tank" and "drywell" boxes. Please provide a generalized sketch or schematic of the well construction if available.
5. List or describe the types of fluids that enter the Class V well. If available, attach a copy of the chemical analysis results and/or the Material Safety Data Sheets for the fluids that enter the well.
6. Estimate the average daily flow into the well in gallons per day.
7. Provide the year that the Class V well was constructed. If unknown, provide the length of time that your business has been at this location and used this well.
8. Mark an "X" in the appropriate box(s) to indicate briefly how the well closure is expected to proceed. Mark all that apply to your situation. For example, all boxes except the "Remove well & any contaminated soil" and "Other" would be marked if: the connection of an automotive service bay drain leading to a septic tank and drainfield will be closed, but the septic system will continue to be used for washroom waste disposal only, and the fluids and sludge throughout the system will be removed for proper disposal, the system cleaned, a cement plug placed in the service bay drain and the pipe leading to the washroom connection, and the septic tank/drainfield remains open for septic use only. In this example, the motor vehicle waste disposal well is being converted to another well type (a large capacity septic system).
9. Self explanatory.
10. Self explanatory.

PLEASE READ . . .

The purpose of this form is to serve as the means for the Class V well owner or operator's notice to the UIC Director of his/her intent to close the well in accordance with Title 40 of the Code of Federal Regulations (40 CFR) Section 144.12(a). According to 40 CFR §144.86, you must notify the UIC Program Director at least 30 days prior to well closure of your intent to close and abandon your well. Upon receipt of this form, if the Director determines that more specific information is required to be submitted to ensure that the well closure will be conducted in a manner that will protect underground sources of drinking water (as defined in 40 CFR §144.3), the Director can require the owner/operator to prepare, submit and comply with a closure plan acceptable to, and approved by the Director.

Please be advised that this form is intended to satisfy Federal UIC requirements regarding pre-closure notification only. Other State, Tribal or Local requirements may also apply.

Paper Work Reduction Act Notice

The public reporting and record keeping burden for this collection of information is estimated to average 1.5 hours per respondent. Burden means the total time, effort, or financial resources expended by persons to generate, maintain, retain, or disclose or provide information to or for a Federal agency. This includes the time needed to review instructions, develop, acquire, install, and utilize technology and systems for the purposes of collecting, validating, and verifying information, processing and maintaining information, and disclosing and providing information, adjust the existing ways to comply with any previously applicable instructions and requirements; train personnel to be able to respond to a collection of information; search data sources; complete and review the collection of information; and transmit or otherwise disclose the information. An agency may not conduct or sponsor, and a person is not required to respond to, a collection of information unless it displays a currently valid OMB control number.

Send comments on the Agency's need for this information, the accuracy of the provided burden estimates, and any suggested methods for minimizing respondent burden, including thorough the use of automated collection techniques to the Director, Regulatory Information Division, U.S. Environmental Protection Agency (2137), 401 M. Street, S.W., Washington, D.C. 20460. Include the OMB control number in any correspondence. Do not send the completed form to this address.

Attachment D

New Federal Requirements For Owners And Operators Of MVWD Wells*

WELL STATUS	REQUIREMENT	DEADLINE
<p>If your motor vehicle waste disposal well is . .</p>	<p>Then ...</p>	<p>By ...</p>
<p>Existing (operational or under construction by April 5, 2000),</p>	<p>If your well is in a ground water protection area, you must close the well or obtain a permit;</p> <p>If your well is in an other sensitive ground water area, you must close the well or obtain a permit</p> <p>If you plan to seek a waiver from the ban and apply for a permit, you must meet MCLs at the point of injection while your permit application is under review, if you choose to keep operating your well;</p> <p>If you receive a permit, you must comply with all permit conditions if you choose to keep operating your well, including requirements to meet MCLs and other health-based standards at the point of injection, follow best management practices, and monitor your injectate and sludge quality;</p>	<p>Within 1 year of the completion of your local source water assessment; your UIC program director may extend the closure deadline, but not the permit application deadline, for up to one year if the most efficient compliance option is connection to a sanitary sewer or installation of new treatment technology.</p> <p>By January 1, 2007, your UIC Program Director may extend the closure deadline, but not the permit application deadline, for up to one year if the most efficient compliance option is connection to a sanitary sewer or installation of new treatment technology.</p> <p>The date you submit your permit application.</p> <p>The date(s) specified in your permit.</p>

WELL STATUS	REQUIREMENT	DEADLINE
<p>If your motor vehicle waste disposal well is . .</p>	<p>Then ...</p>	<p>By . . .</p>
<p>Existing (operational or under construction by April 5, 2000),</p>	<p>If your well is in a State that has not completed all its local assessments by January 1, 2004, or by the extended date if your State has obtained an extension as described in §144.87, and you are outside an area with a completed assessment you must close the well or obtain a permit;</p> <p>If your well is in a State that has not delineated other sensitive ground water areas by January 1, 2004, and you are outside of an area with a completed assessment you must close the well or obtain a permit regardless of your location;</p> <p>If you plan to close your well, you must notify the UIC Program director of your intent to close the well (this includes closing your well prior to conversion) Note: this information is requested on the Federal UIC Reporting Form (7520 series) for owners and operators titled "Preclosure Notification for Closure of Injection Wells;"</p>	<p>January 1, 2005, unless your State obtains an extension as described in §144.87(b) in whiccase your deadline is January 1, 2006; your UIC Program Director may extend the closure deadline, but not the permit application deadline, for up to one year if the most efficient compliance option is connection to a sanitary sewer or installation of new treatment technology.</p> <p>January 1, 2007, unless your State obtains an extension as described in §144.87 in which case your deadline is January, 2008.</p> <p>At least 30 days prior to closure.</p>
<p>New or converted (construction not started before April 5, 2000),</p>	<p>Are prohibited</p>	<p>April 5, 2000.</p>

* See "Underground Injection Control Regulations for Class V injection wells, Revision; Final Rule," Federal Register, Vol. 64, No. 234, page 68546, Tuesday, December 7, 1999.

Time Line for Rule Implementation and Compliance

The following time line outlines the implementation and compliance schedules for States that link the Class V Rule requirements with Ground Water Protection Areas and Other Sensitive Ground Water Areas. However, some States may not link the Class V Rule with Ground Water Protection Areas and Other Sensitive Ground Water Areas, and will apply the Rule statewide. Owners and operators should contact their UIC Program Director to determine the implementation and compliance schedule for their State.

A. Ground Water Protection Areas

States and EPA Regions have until January 1, 2004, to complete assessments for their ground water protection areas, unless they apply and receive an extension of up to one year to complete the task (by January 1, 2005).

When a local assessment of a ground water protection area is completed, it will be made public. If your motor vehicle waste disposal well is located in such an area, you will have one year from the assessment completion date to close your motor vehicle waste disposal well or comply with permit conditions. You may be able to apply for and receive an extension of up to one year if the most efficient option for you is to connect to a sanitary sewer or install a new treatment technology.

Therefore, depending on your location and the timing of the completion of the local assessment, along with the option to extend your compliance date, you must be in compliance with the rule requirements some time between April 5, 2000, and January 1, 2007. But, most likely, you will need to be in compliance by no later than January 1, 2005.

In summary, you must meet all applicable rule requirements within one year from the assessment completion date if your well is located in a ground water protection area, unless you apply for and receive an extension of up to one year to comply.

B. Other Sensitive Ground Water Areas

States and EPA Regions have until January 1, 2004, to delineate other sensitive ground water areas, unless they apply and receive an extension of up to one year to complete this task (by January 1, 2005).

When other sensitive ground water areas have been delineated (January 1, 2004, unless the State has received an extension) it will be made public. If your motor vehicle waste disposal well is located in such an area, you will have until January 1, 2007, to close your motor vehicle waste disposal well or comply with permit conditions. You may be able to apply for and receive an extension of up to one year if the most efficient option for you is to connect to a sanitary sewer or install a new treatment technology.

If your State or EPA Region does apply for an extension to complete this task, you must then meet all applicable rule requirements by January 1, 2008. Because your State or EPA Region applies for an extension, you may not apply for an extension to implement your compliance option.

Therefore, depending on your location and the timing of the completion of the delineation, along with the option to extend your compliance date, you must be in compliance with the rule requirements by January 1, 2007, or January 1, 2008, at the latest.

Attachment E

Glossary

We have included only those definitions that were added or modified as a result of the Class V Rule. Readers seeking additional information or clarification are directed to the preamble of the final rule and 40 CFR §§ 144.3 and 146.3.

Cesspool means a "drywell" that receives untreated sanitary waste containing human excreta, and which sometimes has an open bottom and/or perforated sides.

Drywell means a well, other than an improved sinkhole or subsurface fluid distribution system, completed above the water table so that its bottom and sides are typically dry except when receiving fluids.

Ground Water Protection Area(s) is used in this rule to identify areas delineated and assessed under Section 1453 of the Safe Drinking Water Act (SDWA) for community and non-transient non-community water systems that use ground water as a source, and are therefore subject to this rule. For many States, these areas will be the same as Wellhead Protection Areas that have been or will be delineated as defined in Section 1428 of the SDWA. In cases where the State delineates zones or areas representing various levels of protection, the State would determine which areas correspond to ground water protection areas for the purposes of this rule.

Improved sinkhole means a naturally occurring karst depression or other natural crevice found in volcanic terrain or other geologic settings which have been modified by man for the purpose of directing and emplacing fluids into the subsurface.

Motor Vehicle Waste Disposal Well means a well that receives or has received fluids from vehicular repair or maintenance activities, such as an auto body repair shop, automotive repair shop, new and used car dealership, specialty repair shop (e.g., transmission and muffler repair shop), or any facility that does any vehicular repair work.

Other Sensitive Ground Water Area(s) is used in this rule to identify additional areas in a State that fall outside of a Ground Water Protection Area which are vulnerable to contamination from the well-types regulated by this action. These other sensitive ground water areas may include: areas overlying sole-source aquifers; highly productive aquifers supplying private wells; continuous and highly productive aquifers at points distant from public water supply wells; areas where water supply aquifers are recharged; karst aquifers that discharge to surface reservoirs serving as public water supplies; vulnerable or sensitive hydrogeologic settings, such as glacial outwash deposits, eolian sands, and fractured volcanic rock; and areas of special concern selected based on a combination of factors, such as hydrogeologic sensitivity, depth to ground water, significance as a drinking water source, and prevailing land-use practices.

Point of Injection means the last accessible sampling point prior to waste fluids being released into the subsurface environment through a Class V injection well. For example, the point of injection of a Class V septic system might be the distribution box -- the last accessible sampling point before the waste fluids drain into the underlying soils. For a drywell, it is likely to be the well bore itself.

Sanitary Waste means liquid or solid wastes originating solely from humans and human activities, such as wastes collected from toilets, showers, wash basins, sinks used for cleaning domestic areas, sinks used for food preparation, clothes washing operations, and sinks or washing machines where food and beverage serving dishes, glasses, and utensils are cleaned. Sources of these wastes may include single or multiple residences, hotels and motels, restaurants, bunkhouses, schools, ranger stations, crew quarters, guard stations, campgrounds, picnic grounds, day-use recreation areas, other commercial facilities, and industrial facilities provided the waste is not mixed with industrial waste.

Septic system means a "well" that is used to discharge sanitary waste below the surface and is typically comprised of a septic tank and subsurface fluid distribution system or disposal system.

Subsurface fluid distribution system means an assemblage of perforated pipes, drain tiles, or other similar mechanisms intended to distribute fluids below the surface of the ground.

Well means a bored, drilled, or driven shaft whose depth is greater than the largest surface dimension; or, a dug hole whose depth is greater than the largest surface dimension; or, an improved sinkhole; or, a subsurface fluid distribution system.

Well injection means the subsurface discharge of fluids through a well.

