Div of Waste Management
and Radiation Control
MAY - 2 2019
DSHW-2019-004422

WASATCH
ENVIRONMENTAL

Mr. Brad Maulding
Department of Environmental Quality
Division of Waste Management and Radiation Control
P.O. Box 144880
Salt Lake City, Utah 84114-4880

April 29, 2019
Project No.: 2249-001E

RE: Groundwater Monitoring Report
Former Henries Dry Cleaner
1781 East Murray-Holladay Road
Millcreek, Utah

Mr. Maulding,

On behalf of our client, Chasebrook Company, Wasatch Environmental, Inc. (Wasatch), is submitting the attached Groundwater Monitoring Report for the former Henries Dry Cleaner located at Cottonwood Square.

Please feel free to contact us with any questions, comments, or concerns you may have regarding Cottonwood Square project.

Best regards,

Michael Cronin, P.G.
Senior Geologist/Senior Project Manager

2410 WEST CALIFORNIA AVENUE • SALT LAKE CITY, UTAH 84104
PHONE (801) 972-8400 • FAX (801) 972-8459
Website: www.wasatch-environmental.com • e-Mail. wei@wasatch-environmental.com

Div of Waste Management
and Radiation Control

MAY - 2 2019

DSHW-2019-004422

WASATCH
ENVIRONMENTAL

Mr. Jay Larsen
Chasebrook Company
154 Myrtle Avenue, Suite #303
Murray, Utah 84107

April 29, 2019
Project No. 2249-001E

SUBJECT: Groundwater Monitoring Report
Former Henries Dry Cleaner
Cottonwood Square
1781 East Murray-Holladay Road
Millcreek, Utah

INTRODUCTION

Wasatch Environmental, Inc., (Wasatch) has prepared this Groundwater Monitoring Report for the former Henries Dry Cleaner located in Cottonwood Square at 1781 East Murray-Holladay Road in Millcreek, Utah. A Facility Location Map is presented as Figure 1. Groundwater monitoring wells MW-1, MW-2, MW-3, MW-6, MW-10, and MW-11 were sampled on March 11, 2019.

BACKGROUND

The current Owner acquired Cottonwood Square in December of 2017. The former Henries Dry Cleaner Release Site occupies a small portion (approximately 2,800 square feet) of Cottonwood Square. The former Henries Dry Cleaner occupied the northernmost of four tenant spaces in the strip mall building (southwest building) located near the southwest corner of Cottonwood Square (as depicted on Figure 2). Cottonwood Square and the Release Site are surrounded by mixed commercial and residential land use. Features and surrounding land use are shown on Figure 2.

Henries Dry Cleaner occupied the Release Site from 1982 until 2007 and performed dry cleaning on-site. The results of subsurface investigations conducted between 2007 and 2017 indicated the presence of chlorinated solvent impacts to soil, groundwater, soil gas, and indoor air. The results of these investigations also indicated the presence of two, relatively small, source areas; one under the western portion of the former Henries Dry Cleaner tenant space, and one just outside and northwest of the former Henries Dry Cleaner tenant space. The results of the subsurface investigations indicated that groundwater occurring in the shallow unconfined aquifer at the Release Site and areas immediately adjacent to the Release Site had been impacted with chlorinated solvents at concentrations above the United States Environmental Protection Agency (U.S. EPA) Maximum Contaminant Levels (MCLs).

The results of the subsurface investigations indicated that none of the chlorinated solvent concentrations detected in soil have exceeded the U.S. EPA Regional Screening Levels (RSLs) for Industrial Soil or the U.S. EPA RSLs for Residential Soil; however, the residual contaminant mass in soil was high enough to drive vapor intrusion risk and dissolved phase contaminant concentrations in groundwater exceeding the U.S. EPA MCLs and Vapor Intrusion Screening Level (VISL) Commercial Target Groundwater Concentrations.

The results of the subsurface investigations indicated that depth to groundwater in and around the Release Site varies from approximately 6 to 11 feet below ground surface with a hydraulic gradient of 0.007 feet per foot to the west. Groundwater sampling locations in and around the Release Site have exhibited chlorinated solvent concentrations in excess of the U.S. EPA MCLs for one or more of the

following compounds: tetrachloroethene (PCE), trichloroethene (TCE), 1,1-dichloroethene (1,1-DCE), *cis*-1,2-dichloroethene (*cis*-1,2-DCE), *trans*-1,2-dichloroethene (*trans*-1,2-DCE), and vinyl chloride (VC).

The results of the subsurface investigations indicated that PCE and TCE concentrations in sub-slab soil gas exceeded the U.S. EPA VISL Commercial Target Sub-slab and Exterior Concentration indicating a risk for vapor intrusion at the tenant space formerly occupied by Henries Dry Cleaner, as well as the tenant space two doors south of the former Henries Dry Cleaner. Although never sampled, a similar vapor intrusion risk was assumed for the nail salon tenant space located one door south of the former Henries Dry Cleaner.

The results of the subsurface investigations indicated that concentrations of PCE in indoor air in the tenant space formerly occupied by Henries Dry Cleaner exceeded the U.S. EPA RSLs for Industrial Indoor Air. The results of the subsurface investigations also indicated that concentrations of TCE in indoor air in the tenant space formerly occupied by Henries Dry Cleaner has exceeded the U.S. EPA RSLs for Industrial Indoor Air. No other instances of the U.S. EPA RSLs for Industrial Indoor Air having been exceeded have been documented for the other tenant spaces in the strip mall.

The Owner requested regulatory oversight from the Utah Department of Environmental Quality (DEQ), Division of Waste Management and Radiation Control (DWMRC) in June 2018. A Corrective Action Plan (CAP) was submitted to the DWMRC on July 17, 2018; followed by the submittal of a revised CAP on July 26, 2018. The DWMRC approved the revised CAP in a letter dated August 9, 2018.

Remediation and mitigation of chlorinated solvent impacts originating from the Release Site were completed in accordance with the approved CAP between September and November 2018. Remediation of soil and groundwater was performed using injections of zero valent iron to dechlorinate the chlorinated solvents present in soil and groundwater at the Release Site. Mitigation measures included the installation of a vapor barrier and passive sub-slab vapor mitigation system in the tenant space formerly occupied by Henries Dry Cleaner. Upon completion of the remediation and mitigation measures, analyte concentrations in soil remain below the U.S. EPA RSLs for Residential Soil, PCE concentrations in groundwater have dropped to concentrations below the laboratory detection limits in all monitoring wells except MW-10 (which at a concentration of 8.93 micrograms per liter [µg/L] remained slightly above the MCL), TCE concentrations in groundwater have dropped to concentrations below the laboratory detection limits in all monitoring wells, and indoor air concentrations are below the U.S. EPA RSLs for Industrial Indoor Air. Although *cis*-1,2-DCE and VC concentrations in groundwater remain above the MCLs, and VC remains at concentrations above the U.S. EPA Commercial VISL Target Groundwater Concentrations, Wasatch anticipates that these concentrations will steadily decrease over time. The short-term accumulation of PCE daughter products such as *cis*-1,2-DCE and VC is a common occurrence related to remediation approaches involving reductive dechlorination, as these compounds are created by the dechlorination of PCE and TCE. As the process of reductive dechlorination continues, the *cis*-1,2-DCE and VC concentrations in groundwater should decrease to concentrations below the U.S. EPA MCLs.

METHODOLOGY

Groundwater Field Measurement Methodology

On March 11, 2019, depth to groundwater was measured using an electronic water level meter (Solinst Model 101). The probe tip and tape of the instrument were decontaminated between measurements at each monitoring well by washing with a solution of Alconox® and water, followed by a minimum of two rinses with distilled water. Depth to groundwater measurements were obtained from monitoring wells MW-1, MW-2, MW-3, MW-6, MW-10, and MW-11.

Groundwater Sampling Methodology

On March 11, 2019, groundwater monitoring activities were performed and included collecting groundwater samples from monitoring wells MW-1, MW-2, MW-3, MW-6, MW-10, and MW-11. The monitoring well locations are shown on Figures 3 and 4. The groundwater monitoring was performed by Wasatch staff geologist, Steve Strehl.

Groundwater monitoring was conducted using low-flow sampling techniques following U.S. EPA guidelines, using a peristaltic pump and a multi-parameter meter (AquaTROLL 500), to allow for the collection of additional geochemical data including temperature, specific conductivity, pH, oxidation-reduction potential (ORP), dissolved oxygen (DO), and turbidity.

The sampling procedure involved inserting a section of ¼-inch outside diameter, low-density polyethylene tubing into each monitoring well. The tubing was run through a peristaltic pump, then to a flow through cell to which a multi-parameter meter was attached, and finally to a 5-gallon bucket to collect the purge water. Initial water levels were measured and recorded prior to the initiation of pumping at each monitoring well. Once pumping was initiated, water levels, pumping rate, cumulative volume purged, water temperature, specific conductivity, pH, ORP, DO, and turbidity were recorded at five-minute intervals until stabilization was achieved. Pumping rates were maintained at a rate of 100 milliliters per minute to minimize drawdown. Stabilization was defined as three consecutive measurement intervals where temperature and specific conductivity were +/- 3%, pH was +/- 0.1, DO was +/-10% (or less than 0.5 milligrams per liter [mg/L]), and turbidity was +/- 10% (or less than 5 nephelometric turbidity units [NTUs]). After stabilization was achieved, the tubing was disconnected from the flow through cell and the groundwater samples were dispensed into 40-milliliter capacity, glass vials with Teflon® septa caps. The vials, which were supplied by the analytical laboratory, contained several drops of hydrochloric acid as a preservative. The vials were filled slowly until a meniscus formed at the top of each vial, then each vial was sealed with a septa cap. This procedure eliminates headspace within the vials and minimizes the loss of volatiles. The sample vials were each labeled with the analysis required, sampler's name, sample identification, sample location, date, and time of sample collection. The samples were placed in a cooler with ice and transported under chain-of-custody protocol to American West Analytical Laboratories (AWAL) for analysis. The samples were analyzed for the full list of VOCs using U.S. EPA Method 8260C. All groundwater sampling supplies were disposable; therefore, decontamination of sampling equipment was not required.

RESULTS

Groundwater Field Measurement Results

Depth to groundwater measurements were used to construct the potentiometric surface map presented as Figure 4. The depth to groundwater data collected during the sampling event conducted on March 11, 2019, appeared to be anomalous (particularly with respect to monitoring wells MW-10 and MW-11); therefore; Wasatch had the top of casing elevations professionally re-surveyed on April 11, 2019, and re-measured the depth to groundwater in each of the monitoring wells on April 16, 2019. The depth to groundwater and groundwater elevation data collected on April 16 are presented in Table 1 and were used to construct the potentiometric surface map presented as Figure 4. The potentiometric surface map indicates that the hydraulic gradient is to the northwest with a magnitude of 0.004 feet per foot. Groundwater elevations at the Facility have increased an average of 1.57 feet since the December 2018 groundwater monitoring event. There appears to be a slight depression in the potentiometric surface in the vicinity of monitoring wells MW-10 and MW-11. Depth to groundwater measurements and groundwater elevation data are presented in Table 1.

Groundwater Laboratory Analytical Results

PCE was detected only in the groundwater sample collected monitoring MW-10 (18.2 µg/L). The detected concentration exceeds the MCL of 5 µg/L but is well below the VISL Commercial Target Groundwater Concentration of 65.2 µg/L.

TCE was not detected in any of the groundwater samples.

1,1-DCE was not detected in any of the groundwater samples.

cis-1,2-DCE was detected in the groundwater samples collected from monitoring wells MW-2 (4.44 µg/L), MW-3 (2.68 µg/L), MW-6 (132 µg/L), MW-10 (2,540 µg/L), and MW-11 (1,350 µg/L). The *cis*-1,2-DCE

concentrations detected in the groundwater samples collected from monitoring wells MW-6, MW-10, and MW-11 exceed the MCL of 70 µg/L.

trans-1,2-DCE was detected in the groundwater samples collected from monitoring wells MW-10 (11.8 µg/L) and MW-11 (32.1 µg/L). The *trans*-1,2-DCE concentrations detected in the groundwater samples collected from monitoring wells MW-10 and MW-11 are well below the MCL of 100 µg/L.

VC was detected in the groundwater samples collected from monitoring wells MW-1 (1.37 µg/L), MW-2 (3.02 µg/L), MW-6 (33.6 µg/L), MW-10 (55.0 µg/L), and MW-11 (450 µg/L). The VC concentrations detected in the groundwater samples collected from monitoring wells MW-2, MW-6, MW-10, and MW-11 exceed the MCL of 2 µg/L and the VISL Commercial Target Groundwater Concentration of 2.45 µg/L in monitoring wells MW-2, MW-6, MW-10, and MW-11.

2-Butanone, acetone, and naphthalene were detected in the groundwater sample collected from monitoring well MW-6 at concentrations well below the MCLs. 2-Butanone and toluene were detected in the groundwater sample collected from monitoring well MW-10 at concentrations well below the MCLs. No other VOCs were detected in the groundwater samples.

Specific conductivity and turbidity are both increasing, and DO and ORP are both decreasing, following the injections of zero valent iron at the Facility.

The groundwater sampling forms are presented in Appendix A. The laboratory analytical report is presented in Appendix B. Groundwater analytical results are presented in Table 1. Selected analyte concentrations in groundwater are shown on Figure 3.

CONCLUSIONS AND RECOMMENDATIONS

Based on the groundwater elevation data collected from the Facility, the hydraulic gradient is to the northwest at 0.004 feet per foot and the groundwater elevations have increased by an average of 1.57 feet since the last groundwater monitoring event.

PCE was not detected in the groundwater at the Facility with the exception of monitoring well MW-10, where the PCE concentration remains above the MCL. The PCE concentrations in groundwater in the vicinity of monitoring well MW-10 are decreasing relative to the pre-remediation baseline concentrations, and Wasatch expects that the concentrations will continue to decrease over time.

TCE and 1,1-DCE were not detected in groundwater at the Facility.

cis-1,2-DCE was detected in all of the monitoring wells at the Facility except for monitoring well MW-1; and exceeded the MCL in monitoring wells MW-6, MW-10, and MW-11. The *cis*-1,2-DCE concentrations in groundwater at the Facility have been decreasing relative to the pre-remediation baseline in monitoring wells MW-1 (now non-detect), MW-2, MW-3, and MW-6; and are increasing relative to the pre-remediation baseline in monitoring wells MW-10 and MW-11. The increasing concentrations of *cis*-1,2-DCE in the source area is an expected outcome of the zero valent iron injections. Wasatch anticipates that the *cis*-1,2-DCE concentrations in monitoring wells MW-10 and MW-11 will decrease over time as the dechlorination process continues.

trans-1,2-DCE was only detected in monitoring wells MW-10 and MW-11; but was detected at concentrations below the MCL. The *trans*-1,2-DCE concentrations in groundwater at the Facility have been decreasing relative to the pre-remediation baseline in all monitoring wells. Wasatch anticipates that the *trans*-1,2-DCE concentrations in monitoring wells MW-10 and MW-11 will continue to decrease over time as the dechlorination process continues.

VC was detected in all of the monitoring wells except for monitoring well MW-3 (the up-gradient monitoring well); and exceed the MCL in monitoring wells MW-2, MW-6, MW-10, and MW-11. The VC concentrations in groundwater at the Facility have been decreasing relative to the pre-remediation baseline in monitoring wells MW-1, MW-2, and MW-3 (now non-detect); and are increasing relative to the pre-remediation baseline in monitoring wells MW-6, MW-10, and MW-11. The increasing concentrations

of VC in the source area is an expected outcome of the zero valent iron injections. Wasatch anticipates that the VC concentrations in monitoring wells MW-2, MW-6, MW-10 and MW-11 will decrease over time as the dechlorination process continues.

Specific conductivity and turbidity are both increasing as a result of the injection of zero valent iron and the increased concentrations of iron in the aquifer. DO and ORP are both decreasing following the injections of zero valent iron, indicating that groundwater at the Facility is becoming increasingly anerobic and reducing. Wasatch anticipated that these geochemical changes would occur. The geochemistry of the groundwater at the Facility should gradually shift back to aerobic conditions over time as the dechlorination process reaches completion. The anaerobic conditions that currently persist in groundwater at the Facility are favorable for biologically mediated dechlorination down through VC. Biologically mediated dechlorination of VC, however, occurs much more rapidly under aerobic conditions.

Our services consist of professional opinions and recommendations made in accordance with generally accepted environmental engineering principles and practices. This warranty is in lieu of all other warranties either expressed or implied.

Should you have any questions, please do not hesitate to contact us.

Sincerely,

WASATCH ENVIRONMENTAL, INC.

Michael Cronin, P.G.
Senior Geologist and Senior Project Manager

Tables

Table 1 – Groundwater Analytical Data

Figures

Figure 1 – Facility Location Map
Figure 2 – Facility Feature Map
Figure 3 – VOCs in Groundwater Map
Figure 4 – Potentiometric Surface Map, April 16, 2019

Appendices

Appendix A – Groundwater Sampling Forms
Appendix B – Laboratory Analytical Report

Copies: Mr. Ty Howard, Director, DWMRC

Tables

Table 1
Groundwater Analytical Data
Former Henries Dry Cleaner
Cottonwood Square
1781 East Murray-Holladay Road
Millcreek, Utah

(All concentrations are expressed in micrograms per liter (µg/L) except as noted otherwise

Sample I.D.	Top of Casing Elevation (feet)	Depth to Water (feet)	Groundwater Elevation (feet)	Sample Collection Date	Volatile Organic Compounds																Geochemical Parameters					
					1,1-Dichloroethene (1,1-DCE)	2-Butanone	Acetone	Benzene	Carbon Disulfide	*cis*-1,2-Dichloroethene (*cis*-1,2-DCE)	Ethylbenzene	Methyl Tertiary-Butyl Ether (MTBE)	Methylene Chloride	Naphthalene	o-Xylene	m,p-Xylene	Xylenes, Total	Tetrachloroethene (PCE)	Toluene	*trans*-1,2-Dichloroethene (*trans*-1,2-DCE)	Trichloroethene (TCE)	Vinyl Chloride	Temperature (°C)	pH	Specific Conductivity (µS/cm)	Dissolved Oxygen (mg/L)	Oxidation-Reduction Potential (mV)	Turbidity (NTUs)
MW-1	100.03	10.99	89.04	4/24/2008	< 2.0	< 10	21	< 2.0	< 2.0	5.2	< 2.0	< 2.0	< 2.0	< 2.0	—	—	< 2.0	< 2.0	< 2.0	< 2.0	< 2.0	**27**	—	—	—	—	—	—
		—	—	3/29/2017	< 1.00	—	< 50.0	< 1.00	—	1.44	< 1.00	< 1.00	< 5.00	< 5.00	—	—	< 3.00	1.19	< 1.00	< 1.00	1.01	< 1.00	—	—	—	—	—	—
	100.33 *	12.45	87.88	12/17/2018	< 2.00	< 10.0	< 10.0	< 2.00	< 2.00	2.41	< 2.00	< 2.00	< 2.00	< 2.00	< 2.00	< 2.00	—	< 2.00	< 2.00	< 2.00	< 2.00	**18.0**	13.31	7.41	1,804	4.28	140.0	1.34
		10.69	89.64	3/11/2019	< 2.00	< 10.0	< 10.0	< 2.00	< 2.00	< 2.00	< 2.00	< 2.00	< 2.00	< 2.00	< 2.00	< 2.00	—	< 2.00	< 2.00	< 2.00	< 2.00	1.37	14.02	7.11	2,771.8	1.12	57.0	12.09
MW-2	100.00 *	10.99	89.01	4/24/2008	< 2.0	< 10	< 10	< 2.0	< 2.0	7.9	< 2.0	3.4	< 2.0	< 2.0	—	—	< 2.0	< 2.0	< 2.0	2.3	< 2.0	**6.7**	—	—	—	—	—	—
		—	—	3/29/2017	< 1.00	—	< 50.0	< 1.00	—	3.51	< 1.00	< 1.00	< 5.00	< 5.00	—	—	< 3.00	< 1.00	< 1.00	1.23	< 1.00	< 1.00	—	—	—	—	—	—
		11.65	88.35	12/17/2018	< 2.00	< 10.0	< 10.0	< 2.00	< 2.00	4.50	< 2.00	< 2.00	< 2.00	< 2.00	< 2.00	< 2.00	—	< 2.00	< 2.00	< 2.00	< 2.00	**4.33**	13.12	7.36	2,056	4.43	72.7	1.25
		10.42	89.58	3/11/2019	< 2.00	< 10.0	< 10.0	< 2.00	< 2.00	4.44	< 2.00	< 2.00	< 2.00	< 2.00	< 2.00	< 2.00	—	< 2.00	< 2.00	< 2.00	< 2.00	**3.02**	13.38	7.06	2,780.9	0.12	-64.8	31.41
MW-3	99.03	9.31	89.72	4/24/2008	< 2.0	< 10	< 10	< 2.0	< 2.0	6.2	< 2.0	< 2.0	< 2.0	< 2.0	—	—	< 2.0	< 2.0	< 2.0	3.9	2.4	2.0	—	—	—	—	—	—
		—	—	3/29/2017	< 1.00	—	< 50.0	< 1.00	—	2.75	< 1.00	< 1.00	< 5.00	< 5.00	—	—	< 3.00	< 1.00	< 1.00	1.84	< 1.00	< 1.00	—	—	—	—	—	—
	98.90 *	10.93	87.97	12/17/2018	< 2.00	< 10.0	< 10.0	< 2.00	< 2.00	3.06	< 2.00	< 2.00	< 2.00	< 2.00	< 2.00	< 2.00	—	< 2.00	< 2.00	2.05	< 2.00	< 1.00	11.91	8.00	1,914	4.89	157	1.39
		8.74	90.16	3/11/2019	< 2.00	< 10.0	< 10.0	< 2.00	< 2.00	2.68	< 2.00	< 2.00	< 2.00	< 2.00	< 2.00	< 2.00	—	< 2.00	< 2.00	< 2.00	< 2.00	< 1.00	14.30	7.02	3,330.1	0.16	2.5	31.83
MW-4	98.99	9.75	89.24	4/24/2008	< 2.0	< 10	< 10	< 2.0	< 2.0	< 2.0	< 2.0	< 2.0	< 2.0	< 2.0	—	—	< 2.0	< 2.0	< 2.0	< 2.0	< 2.0	< 1.0	—	—	—	—	—	—
		—	—	3/29/2017	< 1.00	—	< 50.0	< 1.00	—	< 1.00	< 1.00	< 1.00	< 5.00	< 5.00	—	—	< 3.00	< 1.00	< 1.00	< 1.00	< 1.00	< 1.00	—	—	—	—	—	—
MW-5	—	—	—	3/29/2017	< 1.00	—	< 50.0	< 1.00	—	< 1.00	< 1.00	< 1.00	< 5.00	< 5.00	—	—	< 3.00	3.39	< 1.00	< 1.00	< 1.00	< 1.00	—	—	—	—	—	—
MW-6 (B-1)	—	—	—	3/29/2017	< 1.00	—	< 50.0	< 1.00	—	**755**	< 1.00	< 1.00	< 5.00	< 5.00	—	—	< 3.00	**27.2**	< 1.00	26.6	**49.4**	**4.82**	—	—	—	—	—	—
	100.96 *	12.57	88.39	12/17/2018	< 2.00	69.6	13.6	< 2.00	< 2.00	**486**	< 2.00	< 2.00	< 2.00	2.16	< 2.00	< 2.00	—	< 2.00	< 2.00	8.77	< 2.00	**5.34**	9.36	7.56	1,632	5.02	38.8	1.73
		11.36	89.60	3/11/2019	< 2.00	15.6	10.6	< 2.00	< 2.00	**132**	< 2.00	< 2.00	< 2.00	2.94	< 2.00	< 2.00	—	< 2.00	< 2.00	< 2.00	< 2.00	**33.6**	12.48	7.58	1,982.1	0.11	-146.4	52.11
MW-7 (B-2)	—	—	—	3/29/2017	< 1.00	—	< 50.0	< 1.00	—	< 1.00	< 1.00	< 1.00	< 5.00	< 5.00	—	—	< 3.00	1.24	< 1.00	< 1.00	< 1.00	< 1.00	—	—	—	—	—	—
MW-8 (B-3)	—	—	—	3/29/2017	< 1.00	—	< 50.0	< 1.00	—	< 1.00	< 1.00	< 1.00	< 5.00	< 5.00	—	—	< 3.00	< 1.00	< 1.00	< 1.00	< 1.00	< 1.00	—	—	—	—	—	—
MW-9 (B-4)	—	—	—	3/29/2017	< 1.00	—	< 50.0	< 1.00	—	1.36	< 1.00	1.05	< 5.00	< 5.00	—	—	< 3.00	2.80	< 1.00	< 1.00	1.50	< 1.00	—	—	—	—	—	—
MW-10 (B-6)	—	—	—	6/20/2017	< 1.00	—	< 50.0	< 1.00	—	**143**	< 1.00	< 1.00	< 5.00	< 5.00	—	—	< 3.00	**61.5**	< 1.00	38.8	2.45	**9.56**	—	—	—	—	—	—
	100.68 *	13.40	87.28	12/18/2018	< 2.00	16.9	< 10.0	< 2.00	< 2.00	**1,720**	< 2.00	< 2.00	< 2.00	< 2.00	< 2.00	< 2.00	—	**8.93**	< 2.00	44.6	< 2.00	**30.7**	15.43	8.00	1,914	4.89	157	1.39
		11.61	89.07	3/11/2019	< 2.00	29.0	< 10.0	< 2.00	< 2.00	**2,540**	< 2.00	< 2.00	< 2.00	< 2.00	< 2.00	< 2.00	—	**18.2**	2.62	11.8	< 2.00	**55.0**	14.94	7.55	2,076.8	0.12	-212.2	13.91
MW-11 (B-7)	—	—	—	6/20/2017	< 1.00	—	< 50.0	< 1.00	—	**1,200**	< 1.00	< 1.00	< 5.00	< 5.00	—	—	< 3.00	**28.6**	< 1.00	86.8	**21.6**	**23.5**	—	—	—	—	—	—
	100.61 *	12.78	87.83	12/18/2018	< 2.00	< 10.0	< 10.0	< 2.00	< 2.00	**1,590**	< 2.00	< 2.00	< 2.00	< 2.00	< 2.00	< 2.00	—	< 2.00	< 2.00	36.6	< 2.00	**16.3**	14.81	7.91	527.0	4.42	-12.5	1.93
		11.54	89.07	3/11/2019	< 2.00	< 10.0	< 10.0	< 2.00	< 2.00	**1,350**	< 2.00	< 2.00	< 2.00	< 2.00	< 2.00	< 2.00	—	< 2.00	< 2.00	32.1	< 2.00	**450**	13.74	7.78	1,915.9	0.13	-174.9	45.38
U.S. EPA VISL Commercial Target Groundwater Concentrations					821	9,410,000	94,500,000	6.93	5,210	—	15.2	1,970	9,230	20.10	2,070	1,490	1,620	65.2	80,700	—	7.43	2.45						
U.S. EPA Maximum Contaminant Levels					7	—	—	5	—	70	700	—	5	—	10,000	10,000	10,000	5	1,000	100	5	2						

NOTES:
Only analytes detected above laboratory reporting limits in one or more sample (including subsurface investigation samples) are presented
< = Concentration was below the laboratory reporting limit
U.S. EPA = United States Environmental Protection Agency
VISL = Vapor Instrution Screening Level
BOLD = Measured concentration is greater than the applicable U.S. EPA Federal Maximum Contanminant Level
= Measured concentration is greater than the applicable U.S. EPA Commercial VISL Target Groundwater Concentration (THQ=1, TR= 1 x 10^{-6}), dated 4/15/2019
— = Not established, measured, or analyzed
* = Monitoing wells MW-1, MW-2, MW-3, MW-6, MW-10, and MW-11 were re-surveyed on April 11, 2019, using monitoing well MW-2 as an arbitrary datum of 100.00 feet.
°C = Degrees Celcius
µS/cm = Microsiemens per centimeter
mg/L = Milligrams per liter
mV = Millivolts
NTUs = Nephelometric Turbidity Units

Figures

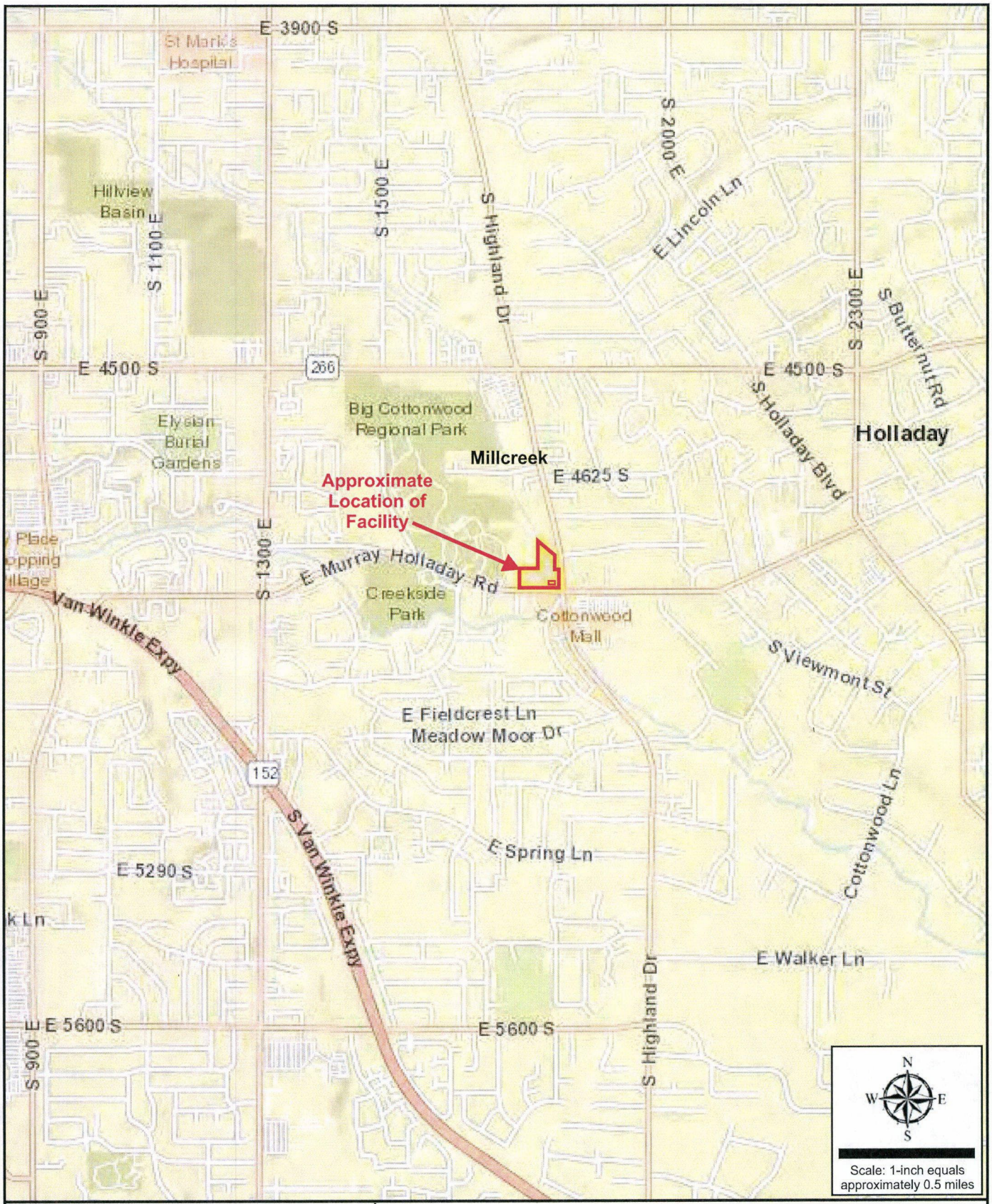

WASATCH ENVIRONMENTAL

Environmental Science and Engineering

Facility Location Map

Former Henries Dry Cleaner, Cottonwood Square
1781 East Murray-Holladay Road
Millcreek, Utah

PROJECT NO.: 2249-001E	DATE: June 20, 2018	Figure 1

N
W E
S

Scale: 1-inch equals approximately 125'

- Commercial Properties
- Residential Properties
- Release Site Boundary
- Cottonwood Square (Facility Boundary)

WASATCH ENVIRONMENTAL

Environmental Science and Engineering

Facility Feature Map

Former Henries Dry Cleaner
Cottonwood Square
1781 East Murray-Holladay Road
Millcreek, Utah

PROJECT NO.	DRAWING DATE	FIGURE
2249-001E	June 20, 2018	2

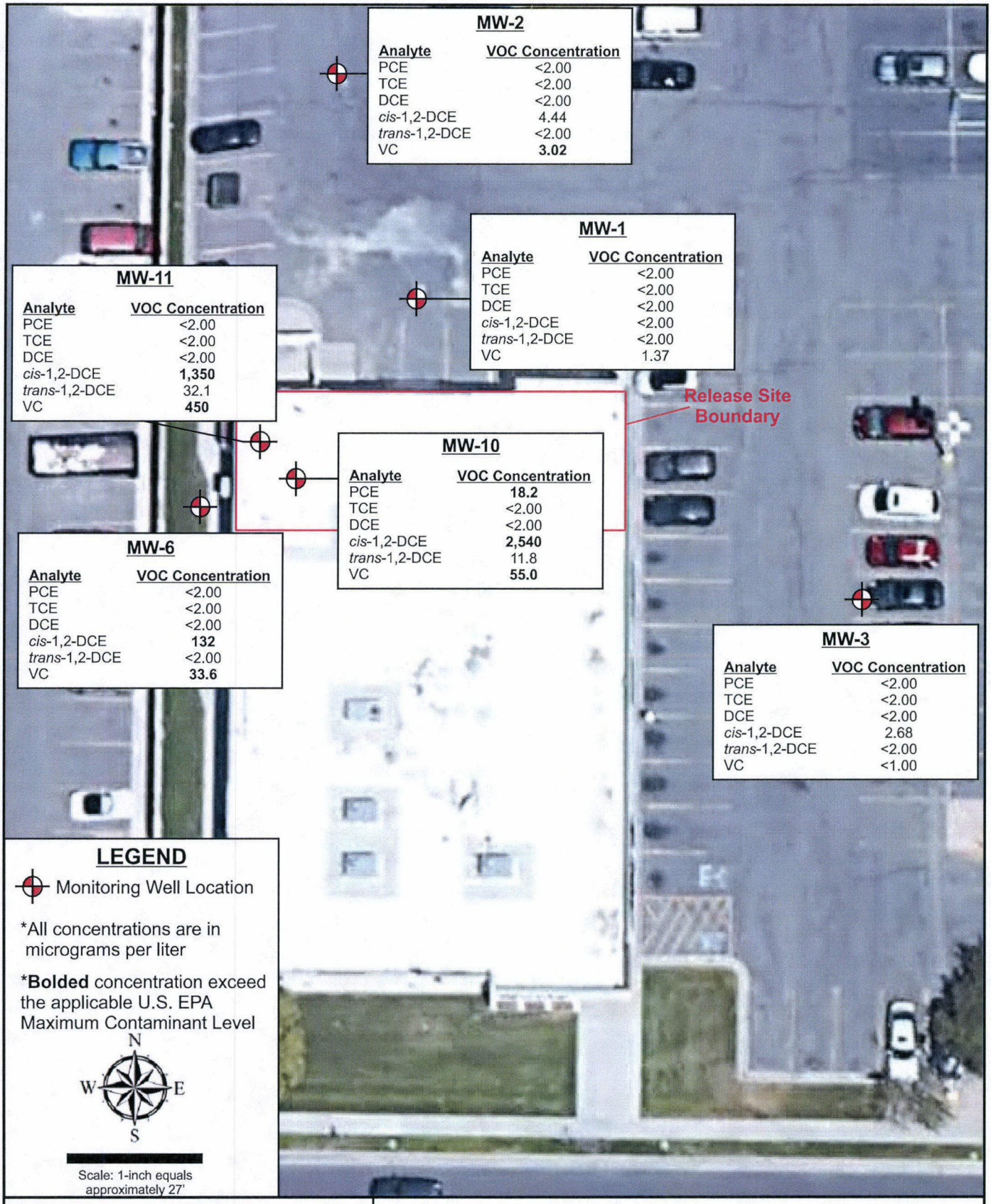

WASATCH ENVIRONMENTAL

Environmental Science and Engineering

VOCs in Groundwater Map

Former Henries Dry Cleaner, Cottonwood Square
1781 East Murray Holladay Road
Millcreek, Utah

PROJECT NO.: 2249-001E	DATE: April 15, 2019	Figure 3

WASATCH ENVIRONMENTAL

Environmental Science and Engineering

Potentiometric Surface Map, April 16, 2019

Former Henries Dry Cleaner, Cottonwood Square
1781 East Murray Holladay Road
Millcreek, Utah

PROJECT NO.: 2249-001E	DATE: April 16, 2019	Figure 4

Appendix A

Groundwater Sampling Forms

Low-Flow Groundwater Sampling Form

Location/Date: Cottonwood SA / 3-11-19
Well ID: MW-2
Field Personel: SS
Measuring Point: TOC
Screen Interval Top-_____ Bot.-_____
Purging Device: Mott / Bennett
Pump Intake (ft. below MP): 1' above bottom
Total Vol. Purged: 3,000

Time	Depth to Water (ft)	Pump Setting	Purge Rate (mL/min)	Cum. Vol. Purged (mL)	Temperature (F or C)	Specific (uS/cm)	pH	ORP (mv)	DO (mg/L)	Turbidity (NTU)	Comments
1115	11.08	20	100	0 →	BEGIN	PURGE					
1120	11.10	20	100	500	13.76	2734.2	7.08	-16.7	0.31	50.40	Musty odor, No odors
1125	11.10	20	100	1000	13.68	2746.2	7.07	-35.1	0.23	36.38	" "
1130	11.10	20	100	1500	13.45	2765.6	7.06	-52.5	0.18	41.69	" "
1135	11.10	20	100	2000	13.35	2774.4	7.06	-56.6	0.16	30.64	" "
1140	11.10	20	100	2500	13.37	2780.7	7.06	-63.9	0.12	30.87	" "
1145	11.10	20	100	3000	13.38	2780.9	7.06	-64.8	0.12	31.41	" "
1150	→	Bypass	Tbing /	Sampled							
Stabilization Criteria (requires 3 readings)					+-3%	+-3%	+/- 0.1	+-MV10	<0.5 mg/L or *	<5 NTUs or **	

* = if readings are >0.5 mg/L then you need to achieve three readings within +/- 10%
** = if readings are >5 NTUs then you need to achieve three readings within +/- 10%

Additional Notes:

Low-Flow Groundwater Sampling Form

Location/Date: E. Sawmill / 3-11-19 — Screen Interval Top-_____ Bot.-_____
Well ID: MW-6 — Purging Device: Tubing, Peristaltic
Field Personel: SS — Pump Intake (ft. below MP): 2' from bottom
Measuring Point: Top — Total Vol. Purged: 3000

Time	Depth to Water (ft)	Pump Setting	Purge Rate (mL/min)	Cum. Vol. Purged (mL)	Temperature (F or C)	Specific (uS/cm)	pH	ORP (mv)	DO (mg/L)	Turbidity (NTU)	Comments
1200	12.03	20	100	0	→ Begin Purge						
1205	12.25	20	100	500	12.76	1956.5	7.81	-174.7	0.22	385.42	cloudy, no odors
1210	12.28	20	100	1000	12.30	1965.6	7.72	-129.3	0.18	281.40	" "
1215	12.28	20	100	1500	12.41	1993.7	7.65	-135.0	0.14	159.74	Mostly clear, no odors
1220	12.28	20	100	2000	12.45	1941.6	7.63	-138.3	0.12	51.27	" "
1225	12.28	20	100	2500	12.47	1982.6	7.59	-142.1	0.10	56.08	" "
1230	12.28	20	100	3000	12.48	1982.1	7.58	-146.4	0.11	52.11	" "
1235	Bypass meter / Samples										
Stabilization Criteria (requires 3 readings)					+-3%	+-3%	+/- 0.1	+-MV10	<0.5 mg/L or *	<5 NTUs or **	

* = if readings are >0.5 mg/L then you need to achieve three readings within +/- 10%
** = if readings are >5 NTUs then you need to achieve three readings within +/- 10%

Additional Notes:

Low-Flow Groundwater Sampling Form

Location/Date C-WOOD SQ / 3-11-19
Well ID MW-1
Field Personel SS
Measuring Point TOC

Screen Interval Top-____ Bot.-____
Purging Device TROLL / PERISTALTIC
Pump Intake (ft. below MP) 2' FROM BOTTOM
Total Vol. Purged 4000

Time	Depth to Water (ft)	Pump Setting	Purge Rate (mL/min)	Cum. Vol. Purged (mL)	Temperature (F or C)	Specific (uS/cm)	pH	ORP (mv)	DO (mg/L)	Turbidity (NTU)	Comments
1250	11.33	20	100	0	→ BEGIN PURGE						
1255	11.33	20	100	500	13.58	3106.5	7.21	24.8	2.65	5.22	CLEAR, NO ODORS
1200	11.33	20	100	1000	13.84	3096.1	7.19	36.5	2.48	28.44	MOSTLY CLEAR, NO ODORS
1305	11.33	20	100	1500	13.64	3084.5	7.18	42.8	2.45	42.66	" "
1310	11.33	20	100	2000	13.75	3077.4	7.17	46.4	2.40	10.78	" "
1315	11.33	20	100	2500	13.78	3078.9	7.17	51.2	2.38	8.40	" "
1320	11.33	20	100	3000	14.02	2770.8	7.12	56.3	1.21	12.89	" "
1325	11.33	20	100	3500	14.06	2773.2	7.12	56.7	1.13	11.81	" "
1330	11.33	20	100	4000	14.02	2771.8	7.11	57.0	1.12	12.09	" "
1335 — BYPASS TROLL / SAMPLED											
Stabilization Criteria (requires 3 readings)					+-3%	+-3%	+/- 0.1	+-MV10	<0.5 mg/L or *	<5 NTUs or **	

* = if readings are >0.5 mg/L then you need to achieve three readings within +/- 10%

** = if readings are >5 NTUs then you need to achieve three readings within +/- 10%

Additional Notes:

Low-Flow Groundwater Sampling Form

Location/Date: Cross 52 / 3-11-19
Well ID: MW-10
Field Personel: SS
Measuring Point: TOC
Screen Interval Top-____ Bot.-____
Purging Device: Trau / PERISTALTIC
Pump Intake (ft. below MP): 2' FROM BOTTOM
Total Vol. Purged: 3500

Time	Depth to Water (ft)	Pump Setting	Purge Rate (mL/min)	Cum. Vol. Purged (mL)	Temperature (F or C)	Specific (uS/cm)	pH	ORP (mv)	DO (mg/L)	Turbidity (NTU)	Comments
1350	12.27	20	100	0	→ BEGIN PURGE						
1355	12.55	20	100	500	15.36	1878.3	8.23	-197.1	0.15	29.65	MOSTLY CLEAR, NO ODORS
1400	12.53	20	100	1000	15.19	1976.0	7.68	-177.5	0.16	37.17	" "
1405	12.53	20	100	1500	15.11	1994.8	7.64	-183.9	0.14	3.35	" "
1410	12.53	20	100	2000	15.05	2019.1	7.59	-197.6	0.12	22.01	" "
1415	12.53	20	100	2500	15.03	2045.5	7.57	-203.8	0.12	10.19	" "
1420	12.53	20	100	3000	14.96	2068.4	7.56	-211.0	0.12	11.96	" "
1425	12.53	20	100	3500	14.94	2076.8	7.55	-212.7	0.12	13.91	" "
1430	— SAMPLED (BYPASS TUBE)										
Stabilization Criteria (requires 3 readings)					+-3%	+-3%	+/- 0.1	+-MV10	<0.5 mg/L or *	<5 NTUs or **	

* = if readings are >0.5 mg/L then you need to achieve three readings within +/- 10%
** = if readings are >5 NTUs then you need to achieve three readings within +/- 10%

Additional Notes:

Low-Flow Groundwater Sampling Form

Location/Date Cwood SQ / 3-11-19
Well ID MW-11
Field Personel SS
Measuring Point TOC

Screen Interval Top-____ Bot.-____
Purging Device Trou / Peristaltic
Pump Intake (ft. below MP) 2' from bottom
Total Vol. Purged 4000

Time	Depth to Water (ft)	Pump Setting	Purge Rate (mL/min)	Cum. Vol. Purged (mL)	Temperature (F or C)	Specific (uS/cm)	pH	ORP (mv)	DO (mg/L)	Turbidity (NTU)	Comments
1440	9.22	25	100	0 →	Begin purge						
1445	9.23	25	100	500	13.38	2091.3	7.69	-146.8	0.27	180.33	Mostly clear / no odors
1450	9.25	25	100	1000	13.49	2046.5	7.68	-146.6	0.22	162.46	" "
1455	9.33	25	100	1500	13.39	2041.7	7.70	-157.4	0.19	191.43	" "
1500	9.33	25	100	2000	13.52	1968.5	7.74	-165.7	0.15	160.59	" " (possible solvent odor?)
1505	9.33	25	100	2500	13.58	1954.4	7.76	-169.9	0.14	170.23	" " slight solvent odor
1510	9.33	25	100	3000	13.79	1930.8	7.77	-172.0	0.13	49.71	" "
1515	9.33	25	100	3500	13.75	1921.0	7.79	-176.0	0.13	47.77	" "
1520	9.33	25	100	4000	13.74	1915.9	7.78	-174.9	0.13	45.38	" "
1525	— Bypass		Trou	/ Samples							
Stabilization Criteria (requires 3 readings)					+-3%	+-3%	+/- 0.1	+-MV10	<0.5 mg/L or *	<5 NTUs or **	

* = if readings are >0.5 mg/L then you need to achieve three readings within +/- 10%

** = if readings are >5 NTUs then you need to achieve three readings within +/- 10%

Additional Notes:

Cottonwood Square

Low-Flow Groundwater Sampling Form

Location/Date: Cwood SQ / 3-11-19
Well ID: MW-3
Field Personel: SS
Measuring Point: TOC

Screen Interval Top-_____ Bot.-_____
Purging Device: Trout / Peristaltic
Pump Intake (ft. below MP): 9' from bottom
Total Vol. Purged: 2500

Time	Depth to Water (ft)	Pump Setting	Purge Rate (mL/min)	Cum. Vol. Purged (mL)	Temperature (F or C)	Specific (uS/cm)	pH	ORP (mv)	DO (mg/L)	Turbidity (NTU)	Comments
1535	9.53	20	100	0	→ Begin purge						
1540	9.55	20	100	500	13.95	3407.0	7.21	-21.0	0.33	223.44	Cloudy, no odors
1545	9.55	20	100	1000	14.07	3371.3	7.03	5.2	0.23	47.20	" "
1550	9.55	20	100	1500	14.10	3363.3	7.03	5.8	0.21	70.91	" "
1555	9.55	20	100	2000	14.09	3361.8	7.03	5.8	0.19	70.23	" "
1600	9.55	20	100	2500	14.10	3347.2	7.02	5.6	0.18	31.65	" "
1605	9.55	20	100	3000	14.25	3337.9	7.02	4.9	0.17	28.55	Mostly clear, no odors
1610	9.55	20	100	3500	14.30	3330.1	7.02	2.5	0.16	31.83	" "
1615	9.55	20	100	→	Bypass trout / Samples						
Stabilization Criteria (requires 3 readings)					+-3%	+-3%	+/- 0.1	+-MV10	<0.5 mg/L or *	<5 NTUs or **	

* = if readings are >0.5 mg/L then you need to achieve three readings within +/- 10%
** = if readings are >5 NTUs then you need to achieve three readings within +/- 10%

Additional Notes:

American West
Analytical Laboratories
3440 S. 700 W. Salt Lake City, UT 84119
Phone # (801) 263-8686 Toll Free # (888) 263-8686
Fax # (801) 263-8687 Email awal@awal-labs.com
www.awal-labs.com

CHAIN OF CUSTODY

1903257
AWAL Lab Sample Set #
Page 1 of 1

All analysis will be conducted using NELAP accredited methods and all data will be reported using AWAL's standard analyte lists and reporting limits (PQL) unless specifically requested otherwise on this Chain of Custody and/or attached documentation.

QC Level: 1 2 2+ 3 3+

Turn Around Time: 1 2 3 4 5 Stnd

Unless other arrangements have been made, signed reports will be emailed by 5:00 pm on the day they are due.

Due Date: 3/20

Client: WASATCH ENVIRONMENTAL
Address: 2415 W CALIFORNIA AVE
City, State, Zip: SLC, UT, 84104
Contact: MIKE CRONIN
Phone #: 8019728400 Cell #: -
E-mail: MC@WASATCH-ENVIRONMENTAL.COM
Project Name: COTTONWOOD SQUARE
Project #: 2249-0016
PO #: 2249-0016
Sampler Name: STEVE STREETZ

☐ Report down to the MDL
☐ Include EDD:
☐ Lab Filter for:
☐ Field Filtered For:

For Compliance With:
☐ NELAP
☐ RCRA
☐ CWA
☐ SDWA
☐ ELAP / A2LA
☐ NLLAP
☐ Non-Compliance
☐ Other:

	Sample ID:	Date Sampled	Time Sampled	# of Containers	Sample Matrix	VOCs 8260C									Known Hazards & Sample Comments
1	MW-3	3-11-19	1615	3	W	X									
2	MW-11	3-11-19	1525	3	W	X									
3	MW-10	3-11-19	1430	3	W	X									
4	MW-1	3-11-19	1335	3	W	X									
5	MW-6	3-11-19	1235	3	W	X									
6	MW-2	3-11-19	1150	3	W	X									
7															
8															
9															
10		11	-19												
11															
12															
13															
14															
15															

Laboratory Use Only

COC Tape Was:
1 Present on Outer Package Y N NA
2 Unbroken on Outer Package Y N
3 Present on Sample Y N
4 Unbroken on Sample Y N

Samples Were:
1 Shipped or hand delivered
2 Ambient or Chilled
3 Temperature 4.9 °C
4 Received Intact Y N
5 Properly Preserved Y N Checked at bench
6 Received Within Holding Times Y N

Sample Labels and COC Record Match? Y N

Relinquished by: Signature	Date:	Received by: Signature	Date:
[signature]	3-11-19	[signature]	3/11/19
Print Name: Steve Streetz	Time: 1650	Print Name: Phlebie Norman Swarr	Time: 1650
Relinquished by: Signature	Date:	Received by: Signature	Date:
Print Name:	Time:	Print Name:	Time:
Relinquished by: Signature	Date:	Received by: Signature	Date:
Print Name:	Time:	Print Name:	Time:

Special Instructions:

Appendix B

Laboratory Analytical Report

American West
ANALYTICAL LABORATORIES

3440 South 700 West
Salt Lake City, UT 84119

Phone: (801) 263-8686
Toll Free: (888) 263-8686
Fax: (801) 263-8687
e-mail: awal@awal-labs.com

web: www.awal-labs.com

Kyle F. Gross
Laboratory Director

Jose Rocha
QA Officer

Mike Cronin
Wasatch Environmental
2410 West California Avenue
Salt Lake City, UT 84104
TEL: (801) 972-8400

RE: Cottonwood Square / 2249-001E

Dear Mike Cronin: Lab Set ID: 1903237

American West Analytical Laboratories received sample(s) on 3/11/2019 for the analyses presented in the following report.

American West Analytical Laboratories (AWAL) is accredited by The National Environmental Laboratory Accreditation Program (NELAP) in Utah and Texas; and is state accredited in Colorado, Idaho, New Mexico, Wyoming, and Missouri.

All analyses were performed in accordance to the NELAP protocols unless noted otherwise. Accreditation scope documents are available upon request. If you have any questions or concerns regarding this report please feel free to call.

The abbreviation "Surr" found in organic reports indicates a surrogate compound that is intentionally added by the laboratory to determine sample injection, extraction, and/or purging efficiency. The "Reporting Limit" found on the report is equivalent to the practical quantitation limit (PQL). This is the minimum concentration that can be reported by the method referenced and the sample matrix. The reporting limit must not be confused with any regulatory limit. Analytical results are reported to three significant figures for quality control and calculation purposes.

Thank You,

Approved by: Jose G. Rocha
Digitally signed by Jose G. Rocha
DN: cn=Jose G. Rocha, o=American West Analytical Laboratories, ou, e.mail=jose@awal-labs.com, c=US
Date: 2019.03.20 16:34:30 -06'00'

Laboratory Director or designee

All analyses applicable to the CWA, SDWA, and RCRA are performed in accordance to NELAC protocols. Pertinent sampling information is located on the attached COC. Confidential business information: This report is provided for the exclusive use of the addressee. Privileges of subsequent use of the name of this company or any member of its staff, or reproduction of this report in connection with the advertisement, promotion or sale of any product or process, or in connection with the re-publication of this report for any purpose other than for the addressee will be granted only on contact. This company accepts no responsibility except for the due performance of inspection and/or analysis in good faith and according to the rules of the trade and of science.

Volatile Case Narrative

Client:	Wasatch Environmental
Contact:	Mike Cronin
Project:	Cottonwood Square / 2249-001E
Lab Set ID:	1903237

3440 South 700 West
Salt Lake City, UT 84119

Phone: (801) 263-8686
Toll Free: (888) 263-8686
Fax: (801) 263-8687
e-mail: awal@awal-labs.com

web: www.awal-labs.com

Kyle F. Gross
Laboratory Director

Jose Rocha
QA Officer

Sample Receipt Information:

Date of Receipt:	3/11/19
Date(s) of Collection:	3/11/19
Sample Condition:	Intact
C-O-C Discrepancies:	None
Method:	SW-846 8260C/5030C
Analysis:	Volatile Organic Compounds

General Set Comments: Multiple target analytes were observed above reporting limits.

Holding Time and Preservation Requirements: All samples were received in appropriate containers and properly preserved. The analysis and preparation of all samples were performed within the method holding times following the methods stated on the analytical reports.

Analytical QC Requirements: All instrument calibration and calibration check requirements were met. All internal standard recoveries met method criterion.

Batch QC Requirements: MB, LCS, MS, MSD, RPD, and Surrogates:

Method Blanks (MBs): No target analytes were detected above reporting limits, indicating that the procedure was free from contamination.

Laboratory Control Sample (LCSs): All LCS recoveries were within control limits, indicating that the preparation and analysis were in control.

Matrix Spike / Matrix Spike Duplicate (MS/MSD): All percent recoveries and RPDs (Relative Percent Differences) were inside established limits, indicating no apparent matrix interferences.

Surrogates: All surrogate recoveries were within established limits.

Corrective Action: None required.

All analyses applicable to the CWA, SDWA, and RCRA are performed in accordance to NELAC protocols. Pertinent sampling information is located on the attached COC. Confidential Business Information: This report is provided for the exclusive use of the addressee. Privileges of subsequent use of the name of this company or any member of its staff, or reproduction of this report in connection with the advertisement, promotion or sale of any product or process, or in connection with the re-publication of this report for any purpose other than for the addressee will be granted only on contact. This company accepts no responsibility except for the due performance of inspection and/or analysis in good faith and according to the rules of the trade and of science.

ORGANIC ANALYTICAL REPORT

Client: Wasatch Environmental **Contact:** Mike Cronin
Project: Cottonwood Square / 2249-001E
Lab Sample ID: 1903237-001A
Client Sample ID: MW-3
Collection Date: 3/11/2019 1615h
Received Date: 3/11/2019 1650h Test Code: 8260-W

Analytical Results VOAs AWAL List by GC/MS Method 8260C/5030C

Analyzed: 3/12/2019 843h
Units: µg/L **Dilution Factor:** 1 **Method:** SW8260C

Compound	CAS Number	Reporting Limit	Analytical Result	Qual
1,1,1-Trichloroethane	71-55-6	2.00	< 2.00	
1,1,2,2-Tetrachloroethane	79-34-5	2.00	< 2.00	
1,1,2-Trichloro-1,2,2-trifluoroethane	76-13-1	2.00	< 2.00	
1,1,2-Trichloroethane	79-00-5	2.00	< 2.00	
1,1-Dichloroethane	75-34-3	2.00	< 2.00	
1,1-Dichloroethene	75-35-4	2.00	< 2.00	
1,2,3-Trichlorobenzene	87-61-6	2.00	< 2.00	
1,2,4-Trichlorobenzene	120-82-1	2.00	< 2.00	
1,2-Dibromo-3-chloropropane	96-12-8	5.00	< 5.00	
1,2-Dibromoethane	106-93-4	2.00	< 2.00	
1,2-Dichlorobenzene	95-50-1	2.00	< 2.00	
1,2-Dichloroethane	107-06-2	2.00	< 2.00	
1,2-Dichloropropane	78-87-5	2.00	< 2.00	
1,3-Dichlorobenzene	541-73-1	2.00	< 2.00	
1,4-Dichlorobenzene	106-46-7	2.00	< 2.00	
1,4-Dioxane	123-91-1	50.0	< 50.0	
2-Butanone	78-93-3	10.0	< 10.0	
2-Hexanone	591-78-6	5.00	< 5.00	
4-Methyl-2-pentanone	108-10-1	5.00	< 5.00	
Acetone	67-64-1	10.0	< 10.0	
Benzene	71-43-2	2.00	< 2.00	
Bromochloromethane	74-97-5	2.00	< 2.00	
Bromodichloromethane	75-27-4	2.00	< 2.00	
Bromoform	75-25-2	2.00	< 2.00	
Bromomethane	74-83-9	5.00	< 5.00	
Carbon disulfide	75-15-0	2.00	< 2.00	
Carbon tetrachloride	56-23-5	2.00	< 2.00	
Chlorobenzene	108-90-7	2.00	< 2.00	
Chloroethane	75-00-3	2.00	< 2.00	

3440 South 700 West
Salt Lake City, UT 84119

Phone: (801) 263-8686
Toll Free: (888) 263-8686
Fax: (801) 263-8687
e-mail: awal@awal-labs.com

web: www.awal-labs.com

Kyle F. Gross
Laboratory Director

Jose Rocha
QA Officer

All analyses applicable to the CWA, SDWA, and RCRA are performed in accordance to NELAC protocols. Pertinent sampling information is located on the attached COC. Confidential Business Information: This report is provided for the exclusive use of the addressee. Privileges of subsequent use of the name of this company or any member of its staff, or reproduction of this report in connection with the advertisement, promotion or sale of any product or process, or in connection with the re-publication of this report for any purpose other than for the addressee will be granted only on contact. This company accepts no responsibility except for the due performance of inspection and/or analysis in good faith and according to the rules of the trade and of science.

American West
ANALYTICAL LABORATORIES

3440 South 700 West
Salt Lake City, UT 84119

Phone: (801) 263-8686
Toll Free: (888) 263-8686
Fax: (801) 263-8687
e-mail: awal@awal-labs.com

web: www.awal-labs.com

Kyle F. Gross
Laboratory Director

Jose Rocha
QA Officer

Lab Sample ID: 1903237-001A
Client Sample ID: MW-3

Analyzed: 3/12/2019 843h
Units: µg/L **Dilution Factor:** 1 **Method:** SW8260C

Compound	CAS Number	Reporting Limit	Analytical Result	Qual
Chloroform	67-66-3	2.00	< 2.00	
Chloromethane	74-87-3	3.00	< 3.00	
cis-1,2-Dichloroethene	156-59-2	2.00	**2.68**	
cis-1,3-Dichloropropene	10061-01-5	2.00	< 2.00	
Cyclohexane	110-82-7	2.00	< 2.00	
Dibromochloromethane	124-48-1	2.00	< 2.00	
Dichlorodifluoromethane	75-71-8	2.00	< 2.00	
Ethylbenzene	100-41-4	2.00	< 2.00	
Isopropylbenzene	98-82-8	2.00	< 2.00	
m,p-Xylene	179601-23-1	2.00	< 2.00	
Methyl Acetate	79-20-9	5.00	< 5.00	
Methyl tert-butyl ether	1634-04-4	2.00	< 2.00	
Methylcyclohexane	108-87-2	2.00	< 2.00	
Methylene chloride	75-09-2	2.00	< 2.00	
Naphthalene	91-20-3	2.00	< 2.00	
o-Xylene	95-47-6	2.00	< 2.00	
Styrene	100-42-5	2.00	< 2.00	
Tetrachloroethene	127-18-4	2.00	< 2.00	
Toluene	108-88-3	2.00	< 2.00	
trans-1,2-Dichloroethene	156-60-5	2.00	< 2.00	
trans-1,3-Dichloropropene	10061-02-6	2.00	< 2.00	
Trichloroethene	79-01-6	2.00	< 2.00	
Trichlorofluoromethane	75-69-4	2.00	< 2.00	
Vinyl chloride	75-01-4	1.00	< 1.00	

Surrogate Units: µg/L	CAS	Result	Amount Spiked	% REC	Limits	Qual
Surr: 1,2-Dichloroethane-d4	17060-07-0	51.6	50.00	103	72-151	
Surr: 4-Bromofluorobenzene	460-00-4	50.6	50.00	101	80-152	
Surr: Dibromofluoromethane	1868-53-7	49.1	50.00	98.2	72-135	
Surr: Toluene-d8	2037-26-5	49.8	50.00	99.5	80-124	

All analyses applicable to the CWA, SDWA, and RCRA are performed in accordance to NELAC protocols. Pertinent sampling information is located on the attached COC. Confidential business information: This report is provided for the exclusive use of the addressee. Privileges of subsequent use of the name of this company or any member of its staff, or reproduction of this report in connection with the advertisement, promotion or sale of any product or process, or in connection with the re-publication of this report for any purpose other than for the addressee will be granted only on contact. This company accepts no responsibility except for the due performance of inspection and/or analysis in good faith and according to the rules of the trade and of science.

American West
ANALYTICAL LABORATORIES

3440 South 700 West
Salt Lake City, UT 84119

Phone: (801) 263-8686
Toll Free: (888) 263-8686
Fax: (801) 263-8687
e-mail: awal@awal-labs.com

web: www.awal-labs.com

Kyle F. Gross
Laboratory Director

Jose Rocha
QA Officer

ORGANIC ANALYTICAL REPORT

Client: Wasatch Environmental **Contact:** Mike Cronin
Project: Cottonwood Square / 2249-001E
Lab Sample ID: 1903237-002A
Client Sample ID: MW-11
Collection Date: 3/11/2019 1525h
Received Date: 3/11/2019 1650h
Test Code: 8260-W

Analytical Results VOAs AWAL List by GC/MS Method 8260C/5030C

Analyzed: 3/12/2019 1433h
Units: µg/L **Dilution Factor:** 50 **Method:** SW8260C

Compound	CAS Number	Reporting Limit	Analytical Result	Qual
cis-1,2-Dichloroethene	156-59-2	100	1,350	-
Vinyl chloride	75-01-4	50.0	450	-

Surrogate (Units: µg/L)	CAS	Result	Amount Spiked	% REC	Limits	Qual
Surr: 1,2-Dichloroethane-d4	17060-07-0	2,580	2,500	103	72-151	
Surr: 4-Bromofluorobenzene	460-00-4	2,500	2,500	100	80-152	
Surr: Dibromofluoromethane	1868-53-7	2,410	2,500	96.4	72-135	
Surr: Toluene-d8	2037-26-5	2,480	2,500	99.0	80-124	

-- The reporting limits were raised due to high analyte concentrations.

Analyzed: 3/12/2019 903h
Units: µg/L **Dilution Factor:** 1 **Method:** SW8260C

Compound	CAS Number	Reporting Limit	Analytical Result	Qual
1,1,1-Trichloroethane	71-55-6	2.00	< 2.00	
1,1,2,2-Tetrachloroethane	79-34-5	2.00	< 2.00	
1,1,2-Trichloro-1,2,2-trifluoroethane	76-13-1	2.00	< 2.00	
1,1,2-Trichloroethane	79-00-5	2.00	< 2.00	
1,1-Dichloroethane	75-34-3	2.00	< 2.00	
1,1-Dichloroethene	75-35-4	2.00	< 2.00	
1,2,3-Trichlorobenzene	87-61-6	2.00	< 2.00	
1,2,4-Trichlorobenzene	120-82-1	2.00	< 2.00	
1,2-Dibromo-3-chloropropane	96-12-8	5.00	< 5.00	
1,2-Dibromoethane	106-93-4	2.00	< 2.00	
1,2-Dichlorobenzene	95-50-1	2.00	< 2.00	
1,2-Dichloroethane	107-06-2	2.00	< 2.00	
1,2-Dichloropropane	78-87-5	2.00	< 2.00	
1,3-Dichlorobenzene	541-73-1	2.00	< 2.00	
1,4-Dichlorobenzene	106-46-7	2.00	< 2.00	
1,4-Dioxane	123-91-1	50.0	< 50.0	
2-Butanone	78-93-3	10.0	< 10.0	

All analyses applicable to the CWA, SDWA, and RCRA are performed in accordance to NELAC protocols. Pertinent sampling information is located on the attached COC. Confidential Business Information: This report is provided for the exclusive use of the addressee. Privileges of subsequent use of the name of this company or any member of its staff, or reproduction of this report in connection with the advertisement, promotion or sale of any product or process, or in connection with the re-publication of this report for any purpose other than for the addressee will be granted only on contact. This company accepts no responsibility except for the due performance of inspection and/or analysis in good faith and according to the rules of the trade and of science.

American West
ANALYTICAL LABORATORIES

3440 South 700 West
Salt Lake City, UT 84119

Phone: (801) 263-8686
Toll Free: (888) 263-8686
Fax: (801) 263-8687
e-mail: awal@awal-labs.com

web: www.awal-labs.com

Kyle F. Gross
Laboratory Director

Jose Rocha
QA Officer

Lab Sample ID: 1903237-002A
Client Sample ID: MW-11

Analyzed: 3/12/2019 903h
Units: µg/L **Dilution Factor:** 1 **Method:** SW8260C

Compound	CAS Number	Reporting Limit	Analytical Result	Qual
2-Hexanone	591-78-6	5.00	< 5.00	
4-Methyl-2-pentanone	108-10-1	5.00	< 5.00	
Acetone	67-64-1	10.0	< 10.0	
Benzene	71-43-2	2.00	< 2.00	
Bromochloromethane	74-97-5	2.00	< 2.00	
Bromodichloromethane	75-27-4	2.00	< 2.00	
Bromoform	75-25-2	2.00	< 2.00	
Bromomethane	74-83-9	5.00	< 5.00	
Carbon disulfide	75-15-0	2.00	< 2.00	
Carbon tetrachloride	56-23-5	2.00	< 2.00	
Chlorobenzene	108-90-7	2.00	< 2.00	
Chloroethane	75-00-3	2.00	< 2.00	
Chloroform	67-66-3	2.00	< 2.00	
Chloromethane	74-87-3	3.00	< 3.00	
cis-1,3-Dichloropropene	10061-01-5	2.00	< 2.00	
Cyclohexane	110-82-7	2.00	< 2.00	
Dibromochloromethane	124-48-1	2.00	< 2.00	
Dichlorodifluoromethane	75-71-8	2.00	< 2.00	
Ethylbenzene	100-41-4	2.00	< 2.00	
Isopropylbenzene	98-82-8	2.00	< 2.00	
m,p-Xylene	179601-23-1	2.00	< 2.00	
Methyl Acetate	79-20-9	5.00	< 5.00	
Methyl tert-butyl ether	1634-04-4	2.00	< 2.00	
Methylcyclohexane	108-87-2	2.00	< 2.00	
Methylene chloride	75-09-2	2.00	< 2.00	
Naphthalene	91-20-3	2.00	< 2.00	
o-Xylene	95-47-6	2.00	< 2.00	
Styrene	100-42-5	2.00	< 2.00	
Tetrachloroethene	127-18-4	2.00	< 2.00	
Toluene	108-88-3	2.00	< 2.00	
trans-1,2-Dichloroethene	156-60-5	2.00	**32.1**	
trans-1,3-Dichloropropene	10061-02-6	2.00	< 2.00	
Trichloroethene	79-01-6	2.00	< 2.00	
Trichlorofluoromethane	75-69-4	2.00	< 2.00	

All analyses applicable to the CWA, SDWA, and RCRA are performed in accordance to NELAC protocols. Pertinent sampling information is located on the attached COC. Confidential Business Information: This report is provided for the exclusive use of the addressee. Privileges of subsequent use of the name of this company or any member of its staff, or reproduction of this report in connection with the advertisement, promotion or sale of any product or process, or in connection with the re-publication of this report for any purpose other than for the addressee will be granted only on contact. This company accepts no responsibility except for the due performance of inspection and/or analysis in good faith and according to the rules of the trade and of science.

Lab Sample ID: 1903237-002A
Client Sample ID: MW-11

Analyzed: 3/12/2019 903h
Units: µg/L **Dilution Factor:** 1 **Method:** SW8260C

Surrogate (Units: µg/L)	CAS	Result	Amount Spiked	% REC	Limits	Qual
Surr: 1,2-Dichloroethane-d4	17060-07-0	51.7	50.00	103	72-151	
Surr: 4-Bromofluorobenzene	460-00-4	50.8	50.00	102	80-152	
Surr: Dibromofluoromethane	1868-53-7	48.1	50.00	96.2	72-135	
Surr: Toluene-d8	2037-26-5	50.4	50.00	101	80-124	

3440 South 700 West
Salt Lake City, UT 84119

Phone: (801) 263-8686
Toll Free: (888) 263-8686
Fax: (801) 263-8687
e-mail: awal@awal-labs.com

web: www.awal-labs.com

Kyle F. Gross
Laboratory Director

Jose Rocha
QA Officer

All analyses applicable to the CWA, SDWA, and RCRA are performed in accordance to NELAC protocols. Pertinent sampling information is located on the attached COC. Confidential Business Information: This report is provided for the exclusive use of the addressee. Privileges of subsequent use of the name of this company or any member of its staff, or reproduction of this report in connection with the advertisement, promotion or sale of any product or process, or in connection with the re-publication of this report for any purpose other than for the addressee will be granted only on contact. This company accepts no responsibility except for the due performance of inspection and/or analysis in good faith and according to the rules of the trade and of science.

American West
ANALYTICAL LABORATORIES

3440 South 700 West
Salt Lake City, UT 84119

Phone: (801) 263-8686
Toll Free: (888) 263-8686
Fax: (801) 263-8687
e-mail: awal@awal-labs.com

web: www.awal-labs.com

Kyle F. Gross
Laboratory Director

Jose Rocha
QA Officer

ORGANIC ANALYTICAL REPORT

Client: Wasatch Environmental **Contact:** Mike Cronin
Project: Cottonwood Square / 2249-001E
Lab Sample ID: 1903237-003A
Client Sample ID: MW-10
Collection Date: 3/11/2019 1430h
Received Date: 3/11/2019 1650h
Test Code: 8260-W

Analytical Results VOAs AWAL List by GC/MS Method 8260C/5030C

Analyzed: 3/12/2019 1533h
Units: µg/L **Dilution Factor:** 100 **Method:** SW8260C

Compound	CAS Number	Reporting Limit	Analytical Result	Qual
cis-1,2-Dichloroethene	156-59-2	200	**2,540**	-

Surrogate (Units: µg/L)	CAS	Result	Amount Spiked	% REC	Limits	Qual
Surr: 1,2-Dichloroethane-d4	17060-07-0	5,160	5,000	103	72-151	
Surr: 4-Bromofluorobenzene	460-00-4	4,920	5,000	98.3	80-152	
Surr: Dibromofluoromethane	1868-53-7	4,820	5,000	96.3	72-135	
Surr: Toluene-d8	2037-26-5	4,880	5,000	97.7	80-124	

-- The reporting limits were raised due to high analyte concentrations.

Analyzed: 3/12/2019 923h
Units: µg/L **Dilution Factor:** 1 **Method:** SW8260C

Compound	CAS Number	Reporting Limit	Analytical Result	Qual
1,1,1-Trichloroethane	71-55-6	2.00	< 2.00	
1,1,2,2-Tetrachloroethane	79-34-5	2.00	< 2.00	
1,1,2-Trichloro-1,2,2-trifluoroethane	76-13-1	2.00	< 2.00	
1,1,2-Trichloroethane	79-00-5	2.00	< 2.00	
1,1-Dichloroethane	75-34-3	2.00	< 2.00	
1,1-Dichloroethene	75-35-4	2.00	< 2.00	
1,2,3-Trichlorobenzene	87-61-6	2.00	< 2.00	
1,2,4-Trichlorobenzene	120-82-1	2.00	< 2.00	
1,2-Dibromo-3-chloropropane	96-12-8	5.00	< 5.00	
1,2-Dibromoethane	106-93-4	2.00	< 2.00	
1,2-Dichlorobenzene	95-50-1	2.00	< 2.00	
1,2-Dichloroethane	107-06-2	2.00	< 2.00	
1,2-Dichloropropane	78-87-5	2.00	< 2.00	
1,3-Dichlorobenzene	541-73-1	2.00	< 2.00	
1,4-Dichlorobenzene	106-46-7	2.00	< 2.00	
1,4-Dioxane	123-91-1	50.0	< 50.0	
2-Butanone	78-93-3	10.0	**29.0**	
2-Hexanone	591-78-6	5.00	< 5.00	

All analyses applicable to the CWA, SDWA, and RCRA are performed in accordance to NELAC protocols. Pertinent sampling information is located on the attached COC. Confidential Business Information: This report is provided for the exclusive use of the addressee. Privileges of subsequent use of the name of this company or any member of its staff, or reproduction of this report in connection with the advertisement, promotion or sale of any product or process, or in connection with the re-publication of this report for any purpose other than for the addressee will be granted only on contact. This company accepts no responsibility except for the due performance of inspection and/or analysis in good faith and according to the rules of the trade and of science.

American West
ANALYTICAL LABORATORIES

3440 South 700 West
Salt Lake City, UT 84119

Phone: (801) 263-8686
Toll Free: (888) 263-8686
Fax: (801) 263-8687
e-mail: awal@awal-labs.com

web: www.awal-labs.com

Kyle F. Gross
Laboratory Director

Jose Rocha
QA Officer

Lab Sample ID: 1903237-003A
Client Sample ID: MW-10

Analyzed: 3/12/2019 923h
Units: µg/L **Dilution Factor:** 1 **Method:** SW8260C

Compound	CAS Number	Reporting Limit	Analytical Result	Qual
4-Methyl-2-pentanone	108-10-1	5.00	< 5.00	
Acetone	67-64-1	10.0	< 10.0	
Benzene	71-43-2	2.00	< 2.00	
Bromochloromethane	74-97-5	2.00	< 2.00	
Bromodichloromethane	75-27-4	2.00	< 2.00	
Bromoform	75-25-2	2.00	< 2.00	
Bromomethane	74-83-9	5.00	< 5.00	
Carbon disulfide	75-15-0	2.00	< 2.00	
Carbon tetrachloride	56-23-5	2.00	< 2.00	
Chlorobenzene	108-90-7	2.00	< 2.00	
Chloroethane	75-00-3	2.00	< 2.00	
Chloroform	67-66-3	2.00	< 2.00	
Chloromethane	74-87-3	3.00	< 3.00	
cis-1,3-Dichloropropene	10061-01-5	2.00	< 2.00	
Cyclohexane	110-82-7	2.00	< 2.00	
Dibromochloromethane	124-48-1	2.00	< 2.00	
Dichlorodifluoromethane	75-71-8	2.00	< 2.00	
Ethylbenzene	100-41-4	2.00	< 2.00	
Isopropylbenzene	98-82-8	2.00	< 2.00	
m,p-Xylene	179601-23-1	2.00	< 2.00	
Methyl Acetate	79-20-9	5.00	**5.45**	
Methyl tert-butyl ether	1634-04-4	2.00	< 2.00	
Methylcyclohexane	108-87-2	2.00	< 2.00	
Methylene chloride	75-09-2	2.00	< 2.00	
Naphthalene	91-20-3	2.00	< 2.00	
o-Xylene	95-47-6	2.00	< 2.00	
Styrene	100-42-5	2.00	< 2.00	
Tetrachloroethene	127-18-4	2.00	**18.2**	
Toluene	108-88-3	2.00	**2.62**	
trans-1,2-Dichloroethene	156-60-5	2.00	**11.8**	
trans-1,3-Dichloropropene	10061-02-6	2.00	< 2.00	
Trichloroethene	79-01-6	2.00	< 2.00	
Trichlorofluoromethane	75-69-4	2.00	< 2.00	
Vinyl chloride	75-01-4	1.00	**55.0**	

All analyses applicable to the CWA, SDWA, and RCRA are performed in accordance to NELAC protocols. Pertinent sampling information is located on the attached COC. Confidential Business Information: This report is provided for the exclusive use of the addressee. Privileges of subsequent use of the name of this company or any member of its staff, or reproduction of this report in connection with the advertisement, promotion or sale of any product or process, or in connection with the re-publication of this report for any purpose other than for the addressee will be granted only on contact. This company accepts no responsibility except for the due performance of inspection and/or analysis in good faith and according to the rules of the trade and of science.

Lab Sample ID: 1903237-003A
Client Sample ID: MW-10

Analyzed: 3/12/2019 923h
Units: µg/L **Dilution Factor:** 1 **Method:** SW8260C

Surrogate	Units: µg/L	CAS	Result	Amount Spiked	% REC	Limits	Qual
Surr: 1,2-Dichloroethane-d4		17060-07-0	50.8	50.00	102	72-151	
Surr: 4-Bromofluorobenzene		460-00-4	48.8	50.00	97.7	80-152	
Surr: Dibromofluoromethane		1868-53-7	48.2	50.00	96.3	72-135	
Surr: Toluene-d8		2037-26-5	48.9	50.00	97.8	80-124	

3440 South 700 West
Salt Lake City, UT 84119

Phone: (801) 263-8686
Toll Free: (888) 263-8686
Fax: (801) 263-8687
e-mail: awal@awal-labs.com

web: www.awal-labs.com

Kyle F. Gross
Laboratory Director

Jose Rocha
QA Officer

All analyses applicable to the CWA, SDWA, and RCRA are performed in accordance to NELAC protocols. Pertinent sampling information is located on the attached COC. Confidential Business Information: This report is provided for the exclusive use of the addressee. Privileges of subsequent use of the name of this company or any member of its staff, or reproduction of this report in connection with the advertisement, promotion or sale of any product or process, or in connection with the re-publication of this report for any purpose other than for the addressee will be granted only on contact. This company accepts no responsibility except for the due performance of inspection and/or analysis in good faith and according to the rules of the trade and of science.

American West
ANALYTICAL LABORATORIES

3440 South 700 West
Salt Lake City, UT 84119

Phone: (801) 263-8686
Toll Free: (888) 263-8686
Fax: (801) 263-8687
e-mail: awal@awal-labs.com

web: www.awal-labs.com

Kyle F. Gross
Laboratory Director

Jose Rocha
QA Officer

ORGANIC ANALYTICAL REPORT

Client: Wasatch Environmental **Contact:** Mike Cronin
Project: Cottonwood Square / 2249-001E
Lab Sample ID: 1903237-004A
Client Sample ID: MW-1
Collection Date: 3/11/2019 1335h
Received Date: 3/11/2019 1650h
Test Code: 8260-W

Analytical Results VOAs AWAL List by GC/MS Method 8260C/5030C

Analyzed: 3/12/2019 1413h
Units: µg/L **Dilution Factor:** 1 **Method:** SW8260C

Compound	CAS Number	Reporting Limit	Analytical Result	Qual
1,1,1-Trichloroethane	71-55-6	2.00	< 2.00	
1,1,2,2-Tetrachloroethane	79-34-5	2.00	< 2.00	
1,1,2-Trichloro-1,2,2-trifluoroethane	76-13-1	2.00	< 2.00	
1,1,2-Trichloroethane	79-00-5	2.00	< 2.00	
1,1-Dichloroethane	75-34-3	2.00	< 2.00	
1,1-Dichloroethene	75-35-4	2.00	< 2.00	
1,2,3-Trichlorobenzene	87-61-6	2.00	< 2.00	
1,2,4-Trichlorobenzene	120-82-1	2.00	< 2.00	
1,2-Dibromo-3-chloropropane	96-12-8	5.00	< 5.00	
1,2-Dibromoethane	106-93-4	2.00	< 2.00	
1,2-Dichlorobenzene	95-50-1	2.00	< 2.00	
1,2-Dichloroethane	107-06-2	2.00	< 2.00	
1,2-Dichloropropane	78-87-5	2.00	< 2.00	
1,3-Dichlorobenzene	541-73-1	2.00	< 2.00	
1,4-Dichlorobenzene	106-46-7	2.00	< 2.00	
1,4-Dioxane	123-91-1	50.0	< 50.0	
2-Butanone	78-93-3	10.0	< 10.0	
2-Hexanone	591-78-6	5.00	< 5.00	
4-Methyl-2-pentanone	108-10-1	5.00	< 5.00	
Acetone	67-64-1	10.0	< 10.0	
Benzene	71-43-2	2.00	< 2.00	
Bromochloromethane	74-97-5	2.00	< 2.00	
Bromodichloromethane	75-27-4	2.00	< 2.00	
Bromoform	75-25-2	2.00	< 2.00	
Bromomethane	74-83-9	5.00	< 5.00	
Carbon disulfide	75-15-0	2.00	< 2.00	
Carbon tetrachloride	56-23-5	2.00	< 2.00	
Chlorobenzene	108-90-7	2.00	< 2.00	
Chloroethane	75-00-3	2.00	< 2.00	

All analyses applicable to the CWA, SDWA, and RCRA are performed in accordance to NELAC protocols. Pertinent sampling information is located on the attached COC. Confidential Business Information: This report is provided for the exclusive use of the addressee. Privileges of subsequent use of the name of this company or any member of its staff, or reproduction of this report in connection with the advertisement, promotion or sale of any product or process, or in connection with the re-publication of this report for any purpose other than for the addressee will be granted only on contact. This company accepts no responsibility except for the due performance of inspection and/or analysis in good faith and according to the rules of the trade and of science.

American West
ANALYTICAL LABORATORIES
3440 South 700 West
Salt Lake City, UT 84119
Phone: (801) 263-8686
Toll Free: (888) 263-8686
Fax: (801) 263-8687
e-mail: awal@awal-labs.com
web: www.awal-labs.com
Kyle F. Gross
Laboratory Director
Jose Rocha
QA Officer

Lab Sample ID: 1903237-004A
Client Sample ID: MW-1

Analyzed: 3/12/2019 1413h
Units: µg/L **Dilution Factor:** 1 **Method:** SW8260C

Compound	CAS Number	Reporting Limit	Analytical Result	Qual
Chloroform	67-66-3	2.00	< 2.00	
Chloromethane	74-87-3	3.00	< 3.00	
cis-1,2-Dichloroethene	156-59-2	2.00	< 2.00	
cis-1,3-Dichloropropene	10061-01-5	2.00	< 2.00	
Cyclohexane	110-82-7	2.00	< 2.00	
Dibromochloromethane	124-48-1	2.00	< 2.00	
Dichlorodifluoromethane	75-71-8	2.00	< 2.00	
Ethylbenzene	100-41-4	2.00	< 2.00	
Isopropylbenzene	98-82-8	2.00	< 2.00	
m,p-Xylene	179601-23-1	2.00	< 2.00	
Methyl Acetate	79-20-9	5.00	< 5.00	
Methyl tert-butyl ether	1634-04-4	2.00	< 2.00	
Methylcyclohexane	108-87-2	2.00	< 2.00	
Methylene chloride	75-09-2	2.00	< 2.00	
Naphthalene	91-20-3	2.00	< 2.00	
o-Xylene	95-47-6	2.00	< 2.00	
Styrene	100-42-5	2.00	< 2.00	
Tetrachloroethene	127-18-4	2.00	< 2.00	
Toluene	108-88-3	2.00	< 2.00	
trans-1,2-Dichloroethene	156-60-5	2.00	< 2.00	
trans-1,3-Dichloropropene	10061-02-6	2.00	< 2.00	
Trichloroethene	79-01-6	2.00	< 2.00	
Trichlorofluoromethane	75-69-4	2.00	< 2.00	
Vinyl chloride	75-01-4	1.00	1.37	

Surrogate Units: µg/L	CAS	Result	Amount Spiked	% REC	Limits	Qual
Surr: 1,2-Dichloroethane-d4	17060-07-0	51.7	50.00	103	72-151	
Surr: 4-Bromofluorobenzene	460-00-4	50.4	50.00	101	80-152	
Surr: Dibromofluoromethane	1868-53-7	48.4	50.00	96.7	72-135	
Surr: Toluene-d8	2037-26-5	49.6	50.00	99.2	80-124	

All analyses applicable to the CWA, SDWA, and RCRA are performed in accordance to NELAC protocols. Pertinent sampling information is located on the attached COC. Confidential Business Information: This report is provided for the exclusive use of the addressee. Privileges of subsequent use of the name of this company or any member of its staff, or reproduction of this report in connection with the advertisement, promotion or sale of any product or process, or in connection with the re-publication of this report for any purpose other than for the addressee will be granted only on contact. This company accepts no responsibility except for the due performance of inspection and/or analysis in good faith and according to the rules of the trade and of science.

ORGANIC ANALYTICAL REPORT

Client: Wasatch Environmental **Contact:** Mike Cronin
Project: Cottonwood Square / 2249-001E
Lab Sample ID: 1903237-005A
Client Sample ID: MW-6
Collection Date: 3/11/2019 1235h
Received Date: 3/11/2019 1650h
Test Code: 8260-W

Analytical Results VOAs AWAL List by GC/MS Method 8260C/5030C

Analyzed: 3/12/2019 1003h
Units: µg/L **Dilution Factor:** 1 **Method:** SW8260C

Compound	CAS Number	Reporting Limit	Analytical Result	Qual
1,1,1-Trichloroethane	71-55-6	2.00	< 2.00	
1,1,2,2-Tetrachloroethane	79-34-5	2.00	< 2.00	
1,1,2-Trichloro-1,2,2-trifluoroethane	76-13-1	2.00	< 2.00	
1,1,2-Trichloroethane	79-00-5	2.00	< 2.00	
1,1-Dichloroethane	75-34-3	2.00	< 2.00	
1,1-Dichloroethene	75-35-4	2.00	< 2.00	
1,2,3-Trichlorobenzene	87-61-6	2.00	< 2.00	
1,2,4-Trichlorobenzene	120-82-1	2.00	< 2.00	
1,2-Dibromo-3-chloropropane	96-12-8	5.00	< 5.00	
1,2-Dibromoethane	106-93-4	2.00	< 2.00	
1,2-Dichlorobenzene	95-50-1	2.00	< 2.00	
1,2-Dichloroethane	107-06-2	2.00	< 2.00	
1,2-Dichloropropane	78-87-5	2.00	< 2.00	
1,3-Dichlorobenzene	541-73-1	2.00	< 2.00	
1,4-Dichlorobenzene	106-46-7	2.00	< 2.00	
1,4-Dioxane	123-91-1	50.0	< 50.0	
2-Butanone	78-93-3	10.0	15.6	
2-Hexanone	591-78-6	5.00	< 5.00	
4-Methyl-2-pentanone	108-10-1	5.00	< 5.00	
Acetone	67-64-1	10.0	10.6	
Benzene	71-43-2	2.00	< 2.00	
Bromochloromethane	74-97-5	2.00	< 2.00	
Bromodichloromethane	75-27-4	2.00	< 2.00	
Bromoform	75-25-2	2.00	< 2.00	
Bromomethane	74-83-9	5.00	< 5.00	
Carbon disulfide	75-15-0	2.00	< 2.00	
Carbon tetrachloride	56-23-5	2.00	< 2.00	
Chlorobenzene	108-90-7	2.00	< 2.00	
Chloroethane	75-00-3	2.00	< 2.00	

American West ANALYTICAL LABORATORIES
3440 South 700 West
Salt Lake City, UT 84119
Phone: (801) 263-8686
Toll Free: (888) 263-8686
Fax: (801) 263-8687
e-mail: awal@awal-labs.com
web: www.awal-labs.com
Kyle F. Gross
Laboratory Director
Jose Rocha
QA Officer

All analyses applicable to the CWA, SDWA, and RCRA are performed in accordance to NELAC protocols. Pertinent sampling information is located on the attached COC. Confidential Business Information: This report is provided for the exclusive use of the addressee. Privileges of subsequent use of the name of this company or any member of its staff, or reproduction of this report in connection with the advertisement, promotion or sale of any product or process, or in connection with the re-publication of this report for any purpose other than for the addressee will be granted only on contact. This company accepts no responsibility except for the due performance of inspection and/or analysis in good faith and according to the rules of the trade and of science.

American West
ANALYTICAL LABORATORIES

3440 South 700 West
Salt Lake City, UT 84119

Phone: (801) 263-8686
Toll Free: (888) 263-8686
Fax: (801) 263-8687
e-mail: awal@awal-labs.com

web: www.awal-labs.com

Kyle F. Gross
Laboratory Director

Jose Rocha
QA Officer

Lab Sample ID: 1903237-005A
Client Sample ID: MW-6

Analyzed: 3/12/2019 1003h
Units: µg/L **Dilution Factor:** 1 **Method:** SW8260C

Compound	CAS Number	Reporting Limit	Analytical Result	Qual
Chloroform	67-66-3	2.00	< 2.00	
Chloromethane	74-87-3	3.00	< 3.00	
cis-1,2-Dichloroethene	156-59-2	2.00	**132**	
cis-1,3-Dichloropropene	10061-01-5	2.00	< 2.00	
Cyclohexane	110-82-7	2.00	< 2.00	
Dibromochloromethane	124-48-1	2.00	< 2.00	
Dichlorodifluoromethane	75-71-8	2.00	< 2.00	
Ethylbenzene	100-41-4	2.00	< 2.00	
Isopropylbenzene	98-82-8	2.00	< 2.00	
m,p-Xylene	179601-23-1	2.00	< 2.00	
Methyl Acetate	79-20-9	5.00	< 5.00	
Methyl tert-butyl ether	1634-04-4	2.00	< 2.00	
Methylcyclohexane	108-87-2	2.00	< 2.00	
Methylene chloride	75-09-2	2.00	< 2.00	
Naphthalene	91-20-3	2.00	**2.94**	
o-Xylene	95-47-6	2.00	< 2.00	
Styrene	100-42-5	2.00	< 2.00	
Tetrachloroethene	127-18-4	2.00	< 2.00	
Toluene	108-88-3	2.00	< 2.00	
trans-1,2-Dichloroethene	156-60-5	2.00	< 2.00	
trans-1,3-Dichloropropene	10061-02-6	2.00	< 2.00	
Trichloroethene	79-01-6	2.00	< 2.00	
Trichlorofluoromethane	75-69-4	2.00	< 2.00	
Vinyl chloride	75-01-4	1.00	**33.6**	

Surrogate Units: µg/L	CAS	Result	Amount Spiked	% REC	Limits	Qual
Surr: 1,2-Dichloroethane-d4	17060-07-0	52.0	50.00	104	72-151	
Surr: 4-Bromofluorobenzene	460-00-4	49.9	50.00	99.7	80-152	
Surr: Dibromofluoromethane	1868-53-7	48.9	50.00	97.8	72-135	
Surr: Toluene-d8	2037-26-5	49.5	50.00	99.0	80-124	

All analyses applicable to the CWA, SDWA, and RCRA are performed in accordance to NELAC protocols. Pertinent sampling information is located on the attached COC. Confidential Business Information: This report is provided for the exclusive use of the addressee. Privileges of subsequent use of the name of this company or any member of its staff, or reproduction of this report in connection with the advertisement, promotion or sale of any product or process, or in connection with the re-publication of this report for any purpose other than for the addressee will be granted only on contact. This company accepts no responsibility except for the due performance of inspection and/or analysis in good faith and according to the rules of the trade and of science.

American West
ANALYTICAL LABORATORIES

3440 South 700 West
Salt Lake City, UT 84119

Phone: (801) 263-8686
Toll Free: (888) 263-8686
Fax: (801) 263-8687
e-mail: awal@awal-labs.com

web: www.awal-labs.com

Kyle F. Gross
Laboratory Director

Jose Rocha
QA Officer

ORGANIC ANALYTICAL REPORT

Client: Wasatch Environmental **Contact:** Mike Cronin
Project: Cottonwood Square / 2249-001E
Lab Sample ID: 1903237-006A
Client Sample ID: MW-2
Collection Date: 3/11/2019 1150h
Received Date: 3/11/2019 1650h

Test Code: 8260-W

Analytical Results VOAs AWAL List by GC/MS Method 8260C/5030C

Analyzed: 3/12/2019 1023h
Units: µg/L **Dilution Factor:** 1 **Method:** SW8260C

Compound	CAS Number	Reporting Limit	Analytical Result	Qual
1,1,1-Trichloroethane	71-55-6	2.00	< 2.00	
1,1,2,2-Tetrachloroethane	79-34-5	2.00	< 2.00	
1,1,2-Trichloro-1,2,2-trifluoroethane	76-13-1	2.00	< 2.00	
1,1,2-Trichloroethane	79-00-5	2.00	< 2.00	
1,1-Dichloroethane	75-34-3	2.00	< 2.00	
1,1-Dichloroethene	75-35-4	2.00	< 2.00	
1,2,3-Trichlorobenzene	87-61-6	2.00	< 2.00	
1,2,4-Trichlorobenzene	120-82-1	2.00	< 2.00	
1,2-Dibromo-3-chloropropane	96-12-8	5.00	< 5.00	
1,2-Dibromoethane	106-93-4	2.00	< 2.00	
1,2-Dichlorobenzene	95-50-1	2.00	< 2.00	
1,2-Dichloroethane	107-06-2	2.00	< 2.00	
1,2-Dichloropropane	78-87-5	2.00	< 2.00	
1,3-Dichlorobenzene	541-73-1	2.00	< 2.00	
1,4-Dichlorobenzene	106-46-7	2.00	< 2.00	
1,4-Dioxane	123-91-1	50.0	< 50.0	
2-Butanone	78-93-3	10.0	< 10.0	
2-Hexanone	591-78-6	5.00	< 5.00	
4-Methyl-2-pentanone	108-10-1	5.00	< 5.00	
Acetone	67-64-1	10.0	< 10.0	
Benzene	71-43-2	2.00	< 2.00	
Bromochloromethane	74-97-5	2.00	< 2.00	
Bromodichloromethane	75-27-4	2.00	< 2.00	
Bromoform	75-25-2	2.00	< 2.00	
Bromomethane	74-83-9	5.00	< 5.00	
Carbon disulfide	75-15-0	2.00	< 2.00	
Carbon tetrachloride	56-23-5	2.00	< 2.00	
Chlorobenzene	108-90-7	2.00	< 2.00	
Chloroethane	75-00-3	2.00	< 2.00	

All analyses applicable to the CWA, SDWA, and RCRA are performed in accordance to NELAC protocols. Pertinent sampling information is located on the attached COC. Confidential Business Information: This report is provided for the exclusive use of the addressee. Privileges of subsequent use of the name of this company or any member of its staff, or reproduction of this report in connection with the advertisement, promotion or sale of any product or process, or in connection with the re-publication of this report for any purpose other than for the addressee will be granted only on contact. This company accepts no responsibility except for the due performance of inspection and/or analysis in good faith and according to the rules of the trade and of science.

American West
ANALYTICAL LABORATORIES

3440 South 700 West
Salt Lake City, UT 84119

Phone: (801) 263-8686
Toll Free: (888) 263-8686
Fax: (801) 263-8687
e-mail: awal@awal-labs.com

web: www.awal-labs.com

Kyle F. Gross
Laboratory Director

Jose Rocha
QA Officer

Lab Sample ID: 1903237-006A
Client Sample ID: MW-2

Analyzed: 3/12/2019 1023h
Units: µg/l. **Dilution Factor:** 1 **Method:** SW8260C

Compound	CAS Number	Reporting Limit	Analytical Result	Qual
Chloroform	67-66-3	2.00	< 2.00	
Chloromethane	74-87-3	3.00	< 3.00	
cis-1,2-Dichloroethene	156-59-2	2.00	**4.44**	
cis-1,3-Dichloropropene	10061-01-5	2.00	< 2.00	
Cyclohexane	110-82-7	2.00	< 2.00	
Dibromochloromethane	124-48-1	2.00	< 2.00	
Dichlorodifluoromethane	75-71-8	2.00	< 2.00	
Ethylbenzene	100-41-4	2.00	< 2.00	
Isopropylbenzene	98-82-8	2.00	< 2.00	
m,p-Xylene	179601-23-1	2.00	< 2.00	
Methyl Acetate	79-20-9	5.00	< 5.00	
Methyl tert-butyl ether	1634-04-4	2.00	< 2.00	
Methylcyclohexane	108-87-2	2.00	< 2.00	
Methylene chloride	75-09-2	2.00	< 2.00	
Naphthalene	91-20-3	2.00	< 2.00	
o-Xylene	95-47-6	2.00	< 2.00	
Styrene	100-42-5	2.00	< 2.00	
Tetrachloroethene	127-18-4	2.00	< 2.00	
Toluene	108-88-3	2.00	< 2.00	
trans-1,2-Dichloroethene	156-60-5	2.00	< 2.00	
trans-1,3-Dichloropropene	10061-02-6	2.00	< 2.00	
Trichloroethene	79-01-6	2.00	< 2.00	
Trichlorofluoromethane	75-69-4	2.00	< 2.00	
Vinyl chloride	75-01-4	1.00	**3.02**	

Surrogate Units: µg/L	CAS	Result	Amount Spiked	% REC	Limits	Qual
Surr: 1,2-Dichloroethane-d4	17060-07-0	52.2	50.00	104	72-151	
Surr: 4-Bromofluorobenzene	460-00-4	51.3	50.00	103	80-152	
Surr: Dibromofluoromethane	1868-53-7	49.5	50.00	99.1	72-135	
Surr: Toluene-d8	2037-26-5	50.0	50.00	99.9	80-124	

All analyses applicable to the CWA, SDWA, and RCRA are performed in accordance to NELAC protocols. Pertinent sampling information is located on the attached COC. Confidential Business Information: This report is provided for the exclusive use of the addressee. Privileges of subsequent use of the name of this company or any member of its staff, or reproduction of this report in connection with the advertisement, promotion or sale of any product or process, or in connection with the re-publication of this report for any purpose other than for the addressee will be granted only on contact. This company accepts no responsibility except for the due performance of inspection and/or analysis in good faith and according to the rules of the trade and of science.

American West
ANALYTICAL LABORATORIES

3440 South 700 West
Salt Lake City, UT 84119
Phone: (801) 263-8686, Toll Free: (888) 263-8686, Fax: (801) 263-8687
e-mail: awal@awal-labs.com, web: www.awal-labs.com

Kyle F. Gross
Laboratory Director

Jose Rocha
QA Officer

QC SUMMARY REPORT

Client: Wasatch Environmental
Lab Set ID: 1903237
Project: Cottonwood Square / 2249-001E

Contact: Mike Cronin
Dept: MSVOA
QC Type: LCS

Analyte	Result	Units	Method	MDL	Reporting Limit	Amount Spiked	Spike Ref. Amount	%REC	Limits	RPD Ref. Amt	% RPD	RPD Limit	Qual
Lab Sample ID: LCS VOC-1 031219A	Date Analyzed:	03/12/2019 743h											
Test Code: 8260-W													
1,1,1-Trichloroethane	21.3	µg/L	SW8260C	0.142	2.00	20.00	0	107	73 - 139				
1,1-Dichloroethene	22.0	µg/L	SW8260C	0.275	2.00	20.00	0	110	37 - 150				
1,2-Dichlorobenzene	20.8	µg/L	SW8260C	0.105	2.00	20.00	0	104	70 - 130				
1,2-Dichloroethane	20.7	µg/L	SW8260C	0.0988	2.00	20.00	0	103	76 - 132				
1,2-Dichloropropane	21.9	µg/L	SW8260C	0.0968	2.00	20.00	0	110	81 - 121				
Benzene	21.4	µg/L	SW8260C	0.0956	2.00	20.00	0	107	82 - 132				
Chlorobenzene	20.2	µg/L	SW8260C	0.0832	2.00	20.00	0	101	74 - 126				
Chloroform	21.4	µg/L	SW8260C	0.0998	2.00	20.00	0	107	85 - 124				
Ethylbenzene	21.0	µg/L	SW8260C	0.103	2.00	20.00	0	105	67 - 118				
Isopropylbenzene	21.5	µg/L	SW8260C	0.131	2.00	20.00	0	108	68 - 127				
Methyl tert-butyl ether	20.8	µg/L	SW8260C	0.206	2.00	20.00	0	104	58 - 131				
Methylene chloride	22.0	µg/L	SW8260C	0.400	2.00	20.00	0	110	65 - 154				
Naphthalene	18.0	µg/L	SW8260C	0.159	2.00	20.00	0	89.8	63 - 129				
Toluene	21.0	µg/L	SW8260C	0.0858	2.00	20.00	0	105	69 - 129				
Trichloroethene	20.1	µg/L	SW8260C	0.105	2.00	20.00	0	101	75 - 136				
Surr: 1,2-Dichloroethane-d4	53.0	µg/L	SW8260C			50.00		106	80 - 136				
Surr: 4-Bromofluorobenzene	50.5	µg/L	SW8260C			50.00		101	85 - 121				
Surr: Dibromofluoromethane	51.3	µg/L	SW8260C			50.00		103	78 - 132				
Surr: Toluene-d8	49.6	µg/L	SW8260C			50.00		99.3	81 - 123				

All analyses applicable to the CWA, SDWA, and RCRA are performed in accordance to NELAC protocols. Pertinent sampling information is located on the attached COC. Confidential Business Information: This report is provided for the exclusive use of the addressee. Privileges of subsequent use of the name of this company or any member of its staff, or reproduction of this report in connection with the advertisement, promotion or sale of any product or process, or in connection with the re-publication of this report for any purpose other than for the addressee will be granted only on contact. This company accepts no responsibility except for the due performance of inspection and/or analysis in good faith and according to the rules of the trade and of science.

3440 South 700 West
Salt Lake City, UT 84119
Phone: (801) 263-8686, Toll Free: (888) 263-8686, Fax: (801) 263-8687
e-mail: awal@awal-labs.com, web: www.awal-labs.com

Kyle F. Gross
Laboratory Director

Jose Rocha
QA Officer

QC SUMMARY REPORT

Client: Wasatch Environmental
Lab Set ID: 1903237
Project: Cottonwood Square / 2249-001E

Contact: Mike Cronin
Dept: MSVOA
QC Type: MBLK

Analyte	Result	Units	Method	MDL	Reporting Limit	Amount Spiked	Spike Ref. Amount	%REC	Limits	RPD Ref. Amt	% RPD	RPD Limit	Qual
Lab Sample ID: MB VOC-1 051219A Date Analyzed: 05/12/2019 823h													
Test Code: 8260-W													
1,1,1-Trichloroethane	< 2.00	µg/L	SW8260C	0.142	2.00								
1,1,2,2-Tetrachloroethane	< 2.00	µg/L	SW8260C	0.0872	2.00								
1,1,2-Trichloro-1,2,2-trifluoroethane	< 2.00	µg/L	SW8260C	0.322	2.00								
1,1,2-Trichloroethane	< 2.00	µg/L	SW8260C	0.0847	2.00								
1,1-Dichloroethane	< 2.00	µg/L	SW8260C	0.116	2.00								
1,1-Dichloroethene	< 2.00	µg/L	SW8260C	0.275	2.00								
1,2,3-Trichlorobenzene	< 2.00	µg/L	SW8260C	0.220	2.00								
1,2,4-Trichlorobenzene	< 2.00	µg/L	SW8260C	0.271	2.00								
1,2-Dibromo-3-chloropropane	< 5.00	µg/L	SW8260C	0.312	5.00								
1,2-Dibromoethane	< 2.00	µg/L	SW8260C	0.0828	2.00								
1,2-Dichlorobenzene	< 2.00	µg/L	SW8260C	0.105	2.00								
1,2-Dichloroethane	< 2.00	µg/L	SW8260C	0.0988	2.00								
1,2-Dichloropropane	< 2.00	µg/L	SW8260C	0.0568	2.00								
1,3-Dichlorobenzene	< 2.00	µg/L	SW8260C	0.118	2.00								
1,4-Dichlorobenzene	< 2.00	µg/L	SW8260C	0.222	2.00								
1,4-Dioxane	< 50.0	µg/L	SW8260C	11.9	50.0								
2-Butanone	< 10.0	µg/L	SW8260C	0.587	10.0								
2-Hexanone	< 5.00	µg/L	SW8260C	0.215	5.00								
4-Methyl-2-pentanone	< 5.00	µg/L	SW8260C	0.238	5.00								
Acetone	< 10.0	µg/L	SW8260C	1.13	10.0								
Benzene	< 2.00	µg/L	SW8260C	0.0956	2.00								
Bromochloromethane	< 2.00	µg/L	SW8260C	0.146	2.00								
Bromodichloromethane	< 2.00	µg/L	SW8260C	0.0819	2.00								
Bromoform	< 2.00	µg/L	SW8260C	0.131	2.00								
Bromomethane	< 5.00	µg/L	SW8260C	3.45	5.00								
Carbon disulfide	< 2.00	µg/L	SW8260C	0.293	2.00								
Carbon tetrachloride	< 2.00	µg/L	SW8260C	0.178	2.00								
Chlorobenzene	< 2.00	µg/L	SW8260C	0.0832	2.00								

All analyses applicable to the CWA, SDWA, and RCRA are performed in accordance to NELAC protocols. Pertinent sampling information is located on the attached COC. Confidential Business Information: This report is provided for the exclusive use of the addressee. Privileges of subsequent use of the name of this company or any member of its staff, or reproduction of this report in connection with the advertisement, promotion or sale of any product or process, or in connection with re-publication of this report for any purpose other than for the addressee will be granted only on contact. This company accepts no responsibility except for the due performance of inspection and analysis in good faith and according to the rules of the trade and of science.

3440 South 700 West
Salt Lake City, UT 84119
Phone: (801) 263-8686, Toll Free: (888) 263-8686, Fax: (801) 263-8687
e-mail: awal@awal-labs.com, web: www.awal-labs.com

Kyle F. Gross
Laboratory Director

Jose Rocha
QA Officer

QC SUMMARY REPORT

Client: Wasatch Environmental
Lab Set ID: 1903237
Project: Cottonwood Square / 2249-001E

Contact: Mike Cronin
Dept: MSVOA
QC Type: MBLK

Analyte	Result	Units	Method	MDL	Reporting Limit	Amount Spiked	Spike Ref. Amount	%REC	Limits	RPD Ref. Amt	% RPD	RPD Limit	Qual
Lab Sample ID: MB VOC-1 031219A Date Analyzed: 03/12/2019 823h Test Code: 8260-W													
Chloroethane	< 2.00	µg/L	SW8260C	1.01	2.00								
Chloroform	< 2.00	µg/L	SW8260C	0.0998	2.00								
Chloromethane	< 3.00	µg/L	SW8260C	0.836	3.00								
cis-1,2-Dichloroethene	< 2.00	µg/L	SW8260C	0.123	2.00								
cis-1,3-Dichloropropene	< 2.00	µg/L	SW8260C	0.114	2.00								
Cyclohexane	< 2.00	µg/L	SW8260C	0.488	2.00								
Dibromochloromethane	< 2.00	µg/L	SW8260C	0.0924	2.00								
Dichlorodifluoromethane	< 2.00	µg/L	SW8260C	0.163	2.00								
Ethylbenzene	< 2.00	µg/L	SW8260C	0.103	2.00								
Isopropylbenzene	< 2.00	µg/L	SW8260C	0.131	2.00								
m,p-Xylene	< 2.00	µg/L	SW8260C	0.205	2.00								
Methyl Acetate	< 5.00	µg/L	SW8260C	1.21	5.00								
Methyl tert-butyl ether	< 2.00	µg/L	SW8260C	0.206	2.00								
Methylcyclohexane	< 2.00	µg/L	SW8260C	0.282	2.00								
Methylene chloride	< 2.00	µg/L	SW8260C	0.400	2.00								
Naphthalene	< 2.00	µg/L	SW8260C	0.159	2.00								
o-Xylene	< 2.00	µg/L	SW8260C	0.119	2.00								
Styrene	< 2.00	µg/L	SW8260C	0.149	2.00								
Tetrachloroethene	< 2.00	µg/L	SW8260C	0.170	2.00								
Toluene	< 2.00	µg/L	SW8260C	0.0858	2.00								
trans-1,2-Dichloroethene	< 2.00	µg/L	SW8260C	0.327	2.00								
trans-1,3-Dichloropropene	< 2.00	µg/L	SW8260C	0.127	2.00								
Trichloroethene	< 2.00	µg/L	SW8260C	0.105	2.00								
Trichlorofluoromethane	< 2.00	µg/L	SW8260C	0.180	2.00								
Vinyl chloride	< 1.00	µg/L	SW8260C	0.184	1.00								
Surr: 1,2-Dichloroethane-d4	52.5	µg/L	SW8260C			50.00		105	80 - 136				
Surr: 4-Bromofluorobenzene	50.8	µg/L	SW8260C			50.00		102	85 - 121				
Surr: Dibromofluoromethane	49.4	µg/L	SW8260C			50.00		98.9	78 - 132				

All analyses applicable to the CWA, SDWA, and RCRA are performed in accordance to NELAC protocols. Pertinent sampling information is located on the attached COC. Confidential Business Information: This report is provided for the exclusive use of the addressee. Privileges of subsequent use of the name of this company or any member of its staff, or reproduction of this report in connection with the advertisement, promotion or sale of any product or process, or in connection with the re-publication of this report for any purpose other than for the addressee will be granted only on contact. This company accepts no responsibility except for the due performance of inspection and analysis in good faith and according to the rules of the trade and of science.

American West
ANALYTICAL LABORATORIES

3440 South 700 West
Salt Lake City, UT 84119
Phone: (801) 263-8686, Toll Free: (888) 263-8686, Fax: (801) 263-8687
e-mail: awal@awal-labs.com, web: www.awal-labs.com

Kyle F. Gross
Laboratory Director

Jose Rocha
QA Officer

QC SUMMARY REPORT

Client: Wasatch Environmental
Lab Set ID: 1903237
Project: Cottonwood Square / 2249-001E

Contact: Mike Cronin
Dept: MSVOA
QC Type: MBLK

Analyte	Result	Units	Method	MDL	Reporting Limit	Amount Spiked	Spike Ref. Amount	%REC	Limits	RPD Ref. Amt	% RPD	RPD Limit	Qual
Lab Sample ID: MB VOC-1 031219A	Date Analyzed:	03/12/2019 823h											
Test Code: 8260-W													
Surr: Toluene-d8	49.9	µg/L	SW8260C			50.00		99.8	81 - 123				

All analyses applicable to the CWA, SDWA, and RCRA are performed in accordance to NELAC protocols. Pertinent sampling information is located on the attached COC. Confidential Business Information: This report is provided for the exclusive use of the addressee. Privileges of subsequent use of the name of this company or any member of its staff, or reproduction of this report in connection with the advertisement, promotion or sale of any product or process, or in connection with the re-publication of this report for any purpose other than for the addressee will be granted only on contact. This company accepts no responsibility except for the due performance of inspection and analysis in good faith and according to the rules of the trade and of science.

3440 South 700 West
Salt Lake City, UT 84119
Phone: (801) 263-8686, Toll Free: (888) 263-8686, Fax: (801) 263-8687
e-mail: awal@awal-labs.com, web: www.awal-labs.com

Kyle F. Gross
Laboratory Director

Jose Rocha
QA Officer

QC SUMMARY REPORT

Client: Wasatch Environmental
Lab Set ID: 1903237
Project: Cottonwood Square / 2249-001E

Contact: Mike Cronin
Dept: MSVOA
QC Type: MS

Analyte	Result	Units	Method	MDL	Reporting Limit	Amount Spiked	Spike Ref. Amount	%REC	Limits	RPD Ref. Amt	% RPD	RPD Limit	Qual
Lab Sample ID: 1903237-002AMS Date Analyzed: 03/12/2019 1453h													
Test Code: 8260-W													
1,1,1-Trichloroethane	1,060	µg/L	SW8260C	7.10	100	1,000	0	106	67 - 147				
1,1-Dichloroethene	1,083	µg/L	SW8260C	13.8	100	1,000	0	108	51 - 152				
1,2-Dichlorobenzene	1,020	µg/L	SW8260C	5.25	100	1,000	0	102	70 - 130				
1,2-Dichloroethane	1,048	µg/L	SW8260C	4.94	100	1,000	0	104	39 - 152				
1,2-Dichloropropane	1,090	µg/L	SW8260C	6.84	100	1,000	0	109	59 - 135				
Benzene	1,070	µg/L	SW8260C	4.78	100	1,000	0	107	66 - 145				
Chlorobenzene	1,010	µg/L	SW8260C	4.16	100	1,000	0	101	63 - 140				
Chloroform	1,080	µg/L	SW8260C	4.99	100	1,000	0	108	50 - 146				
Ethylbenzene	1,040	µg/L	SW8260C	5.15	100	1,000	0	104	69 - 133				
Isopropylbenzene	1,060	µg/L	SW8260C	6.55	100	1,000	0	106	60 - 147				
Methyl tert-butyl ether	1,070	µg/L	SW8260C	10.3	100	1,000	0	107	37 - 139				
Methylene chloride	1,130	µg/L	SW8260C	20.0	100	1,000	0	113	30 - 192				
Naphthalene	861	µg/L	SW8260C	7.95	100	1,000	0	86.1	41 - 131				
Toluene	1,060	µg/L	SW8260C	4.29	100	1,000	0	106	18 - 192				
Trichloroethene	1,000	µg/L	SW8260C	5.25	100	1,000	0	100	61 - 153				
Surr: 1,2-Dichloroethane-d4	2,600	µg/L	SW8260C			2,500		104	72 - 151				
Surr: 4-Bromofluorobenzene	2,440	µg/L	SW8260C			2,500		97.8	80 - 152				
Surr: Dibromofluoromethane	2,470	µg/L	SW8260C			2,500		98.6	72 - 135				
Surr: Toluene-d8	2,440	µg/L	SW8260C			2,500		97.8	80 - 124				

All analyses applicable to the CWA, SDWA, and RCRA are performed in accordance to NELAC protocols. Pertinent sampling information is located on the attached COC. Confidential Business Information: This report is provided for the exclusive use of the addressee. Privileges of subsequent use of the name of this company or any member of its staff, or reproduction of this report in connection with the advertisement, promotion or sale of any product or process, or in connection with the re-publication of this report for any purpose other than for the addressee will be granted only on contact. This company accepts no responsibility except for the due performance of inspection and analysis in good faith and according to the rules of the trade and of science.

American West
ANALYTICAL LABORATORIES

3440 South 700 West
Salt Lake City, UT 84119
Phone: (801) 263-8686, Toll Free: (888) 263-8686, Fax: (801) 263-8687
e-mail: awal@awal-labs.com, web: www.awal-labs.com

Kyle F. Gross
Laboratory Director

Jose Rocha
QA Officer

QC SUMMARY REPORT

Client: Wasatch Environmental
Lab Set ID: 1903237
Project: Cottonwood Square / 2249-001E

Contact: Mike Cronin
Dept: MSVOA
QC Type: MSD

Analyte	Result	Units	Method	MDL	Reporting Limit	Amount Spiked	Spike Ref. Amount	%REC	Limits	RPD Ref. Amt	% RPD	RPD Limit	Qual
Lab Sample ID: 1903237-002AMSD	Date Analyzed:	03/12/2019 1513h											
Test Code: 8260-W													
1,1,1-Trichloroethane	1,050	µg/L	SW8260C	7.10	100	1,000	0	105	67 - 147	1060	0.713	25	
1,1-Dichloroethene	1,060	µg/L	SW8260C	13.8	100	1,000	0	106	51 - 152	1080	1.82	25	
1,2-Dichlorobenzene	995	µg/L	SW8260C	5.25	100	1,000	0	99.5	70 - 130	1020	2.14	25	
1,2-Dichloroethane	1,030	µg/L	SW8260C	4.94	100	1,000	0	103	39 - 162	1040	1.30	25	
1,2-Dichloropropane	1,090	µg/L	SW8260C	4.84	100	1,000	0	109	59 - 135	1090	0.321	25	
Benzene	1,060	µg/L	SW8260C	1.78	100	1,000	0	106	66 - 145	1070	0.890	25	
Chlorobenzene	996	µg/L	SW8260C	4.16	100	1,000	0	99.6	63 - 140	1010	1.10	25	
Chloroform	1,050	µg/L	SW8260C	4.93	100	1,000	0	106	50 - 146	1080	1.21	25	
Ethylbenzene	1,030	µg/L	SW8260C	5.15	100	1,000	0	103	69 - 133	1040	1.16	25	
Isopropylbenzene	1,040	µg/L	SW8260C	6.55	100	1,000	0	104	60 - 147	1050	1.37	25	
Methyl tert-butyl ether	1,050	µg/L	SW8260C	10.3	100	1,000	0	105	37 - 189	1070	1.75	25	
Methylene chloride	1,100	µg/L	SW8260C	20.0	100	1,000	0	110	30 - 192	1130	2.92	25	
Naphthalene	875	µg/L	SW8260C	7.95	100	1,000	0	87.5	41 - 131	861	1.56	25	
Toluene	1,040	µg/L	SW8260C	4.29	100	1,000	0	104	18 - 192	1050	2.24	25	
Trichloroethene	983	µg/L	SW8260C	5.25	100	1,000	0	98.3	61 - 153	1003	2.01	25	
Surr: 1,2-Dichloroethane-d4	2,640	µg/L	SW8260C			2,500		106	72 - 151				
Surr: 4-Bromofluorobenzene	2,460	µg/L	SW8260C			2,500		98.2	80 - 152				
Surr: Dibromofluoromethane	2,490	µg/L	SW8260C			2,500		99.7	72 - 135				
Surr: Toluene-d8	2,450	µg/L	SW8260C			2,500		97.8	80 - 124				

All analyses applicable to the CWA, SDWA, and RCRA are performed in accordance to NELAC protocols. Pertinent sampling information is located on the attached COC. Confidential business information: This report is provided for the exclusive use of the addressee. Privileged and confidential information in this report is intended for the addressee. Any other use, distribution, or copying of this report by any employee or agent of the addressee's company is prohibited. In no event shall American West Analytical Laboratories' liability exceed the amount paid for analytical services. Reproduction of this report in connection with the advertisement, promotion or sale of any product or process, or in connection with the re-publication of this report for any purpose other than for the addressee will be granted only on contact. This company accepts no responsibility except for the due performance of inspection and/or analysis in good faith and according to the rules of the trade and of science.

Quantitation Report (QT Reviewed)

Data Path : C:\MassHunter\GCMS\1\data\MAR19-1\12MAR19A\
Data File : B05L2371.D
Acq On : 12 Mar 2019 08:43 am
Operator :
Sample : 1903237-001A
Misc : SAMP 5.0ML 1OF3 JO
ALS Vial : 6 Sample Multiplier: 1

Quant Time: Mar 12 08:55:29 2019
Quant Method : C:\MassHunter\GCMS\1\methods\VOA1W_136.M
Quant Title : VOA Calibration
QLast Update : Wed Mar 06 08:36:59 2019
Response via : Initial Calibration

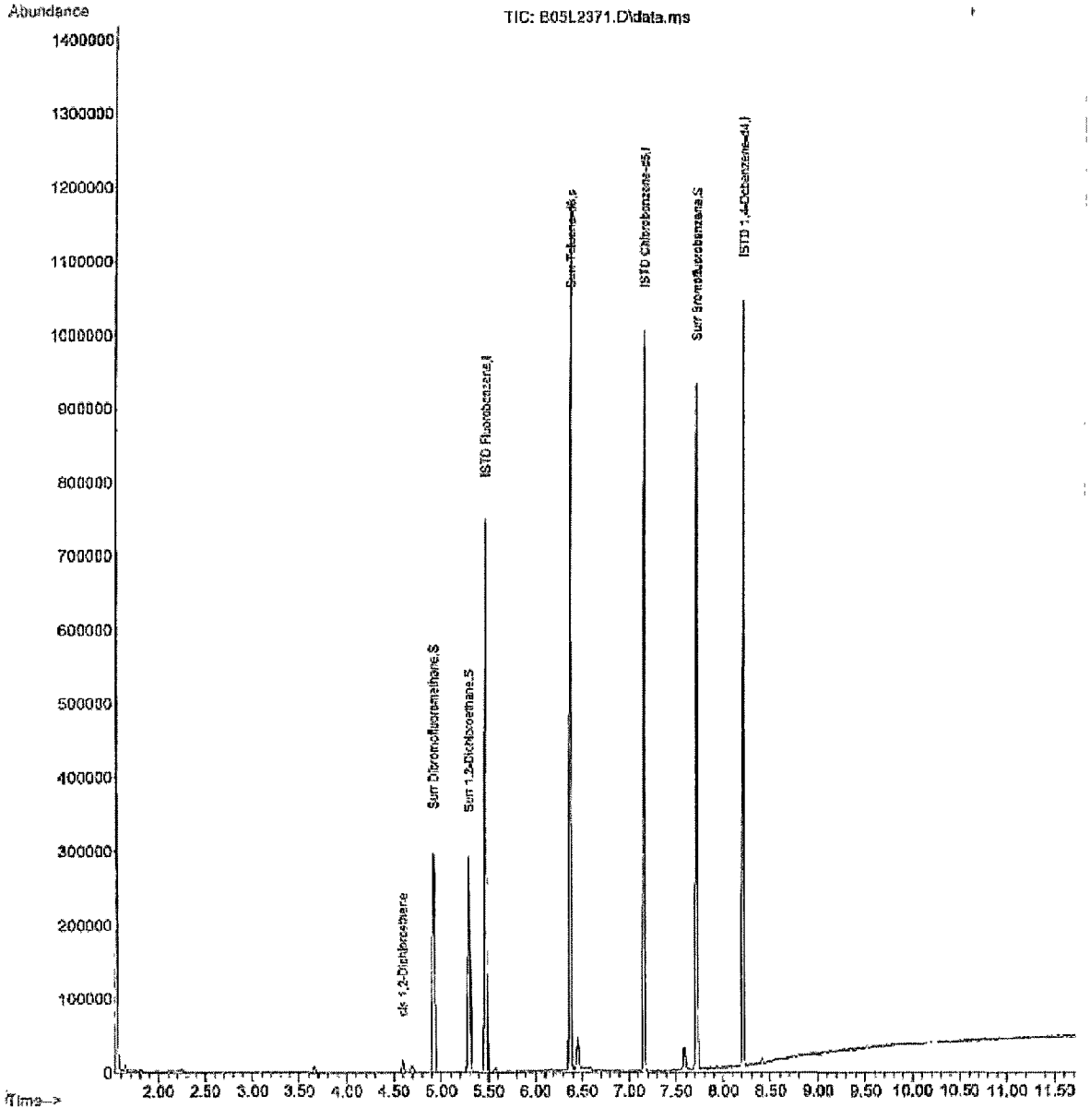

Quantitation Report (QT Reviewed)

Data Path : C:\MassHunter\GCMS\1\data\MAR19-1\12MAR19A\
Data File : B06L2372.D
Acq On : 12 Mar 2019 09:03 am
Operator :
Sample : 1903237-002A
Misc : SAMP 5.0ML 1OF3 JO
ALS Vial : 7 Sample Multiplier: 1

Quant Time: Mar 12 09:15:23 2019
Quant Method : C:\MassHunter\GCMS\1\methods\VOA1W_136.M
Quant Title : VOA Calibration
QLast Update : Wed Mar 06 08:36:59 2019
Response via : Initial Calibration

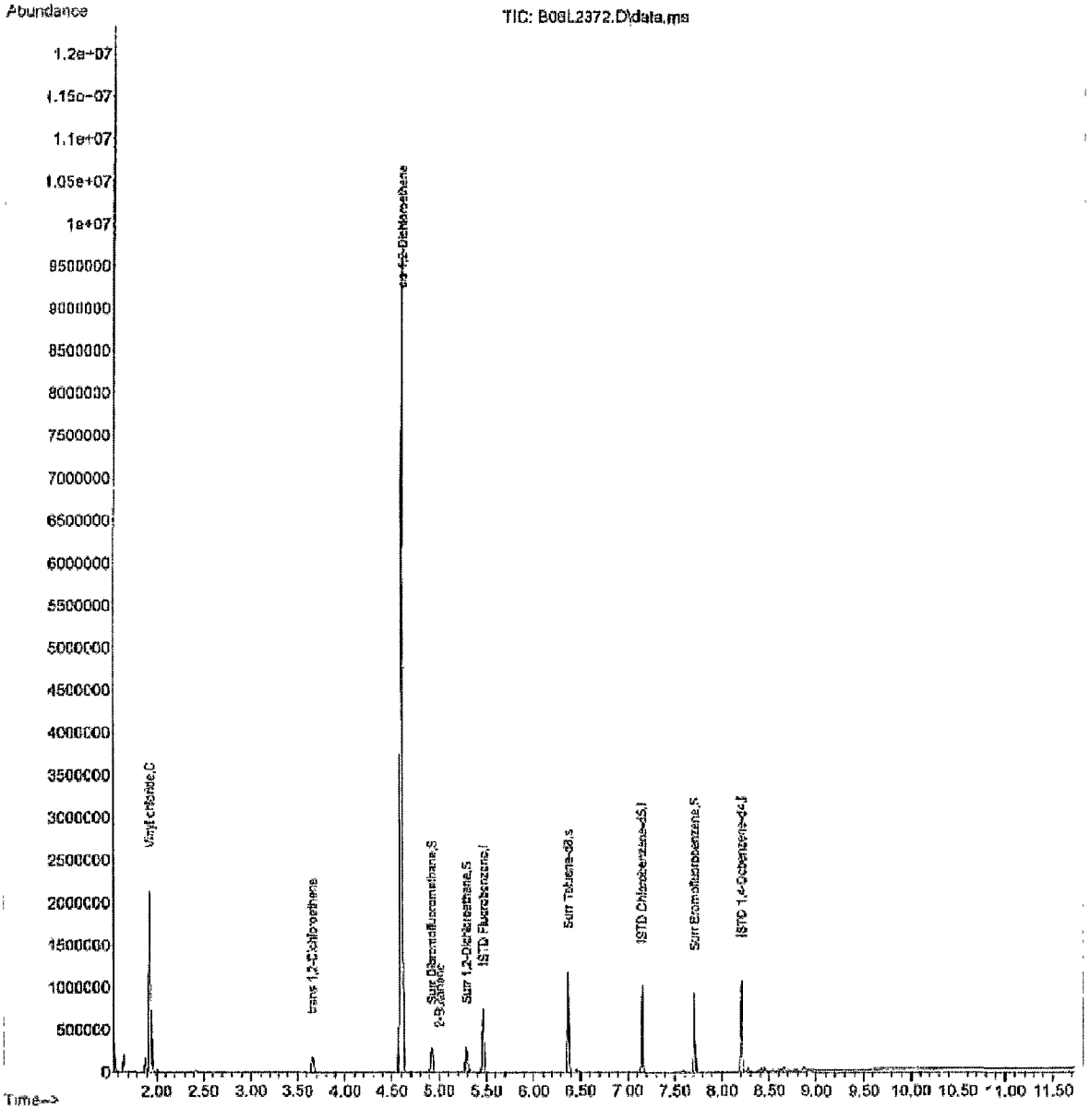

Quantitation Report (QT Reviewed)

Data Path : C:\MassHunter\GCMS\1\data\MAR19-1\12MAR19A\
Data File : B07L2373.D
Acq On : 12 Mar 2019 09:23 am
Operator :
Sample : 1903237-003A
Misc : SAMP 5.0ML 1OF3 JO
ALS Vial : 8 Sample Multiplier: 1

Quant Time: Mar 12 09:35:26 2019
Quant Method : C:\MassHunter\GCMS\1\methods\VOA1W_136.M
Quant Title : VOA Calibration
QLast Update : Wed Mar 06 08:36:59 2019
Response via : Initial Calibration

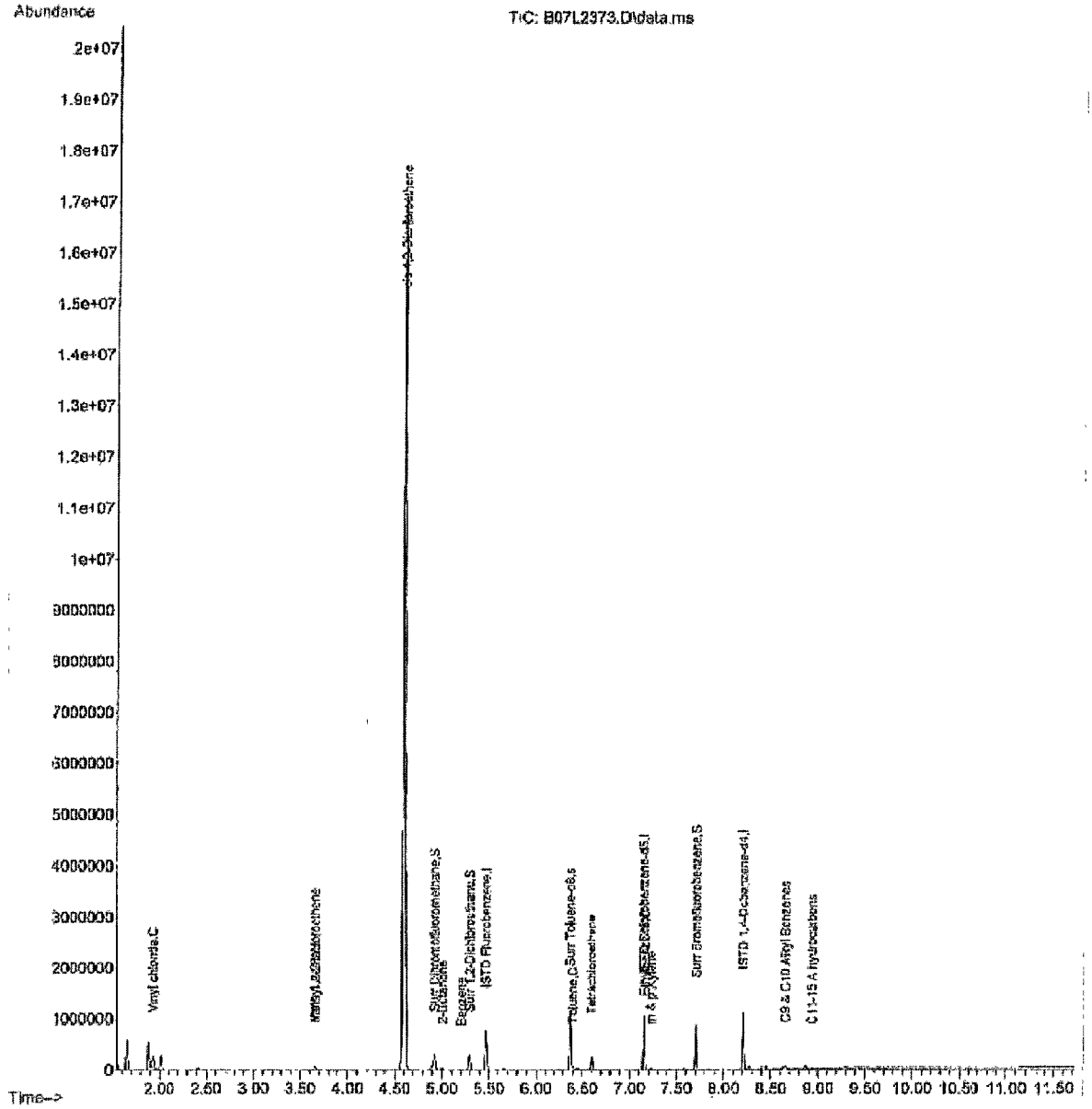

Quantitation Report (QT Reviewed)

Data Path : C:\MassHunter\GCMS\1\data\MAR19-1\12MAR19A\
Data File : B21L2374.D
Acq On : 12 Mar 2019 02:13 pm
Operator :
Sample : 1903237-004A
Misc : SAMP 5.0ML 20F3 DG
ALS Vial : 21 Sample Multiplier: 1

Quant Time: Mar 12 14:24:59 2019
Quant Method : C:\MassHunter\GCMS\1\methods\VOA1W_136.M
Quant Title : VOA Calibration
QLast Update : Wed Mar 06 08:36:59 2019
Response via : Initial Calibration

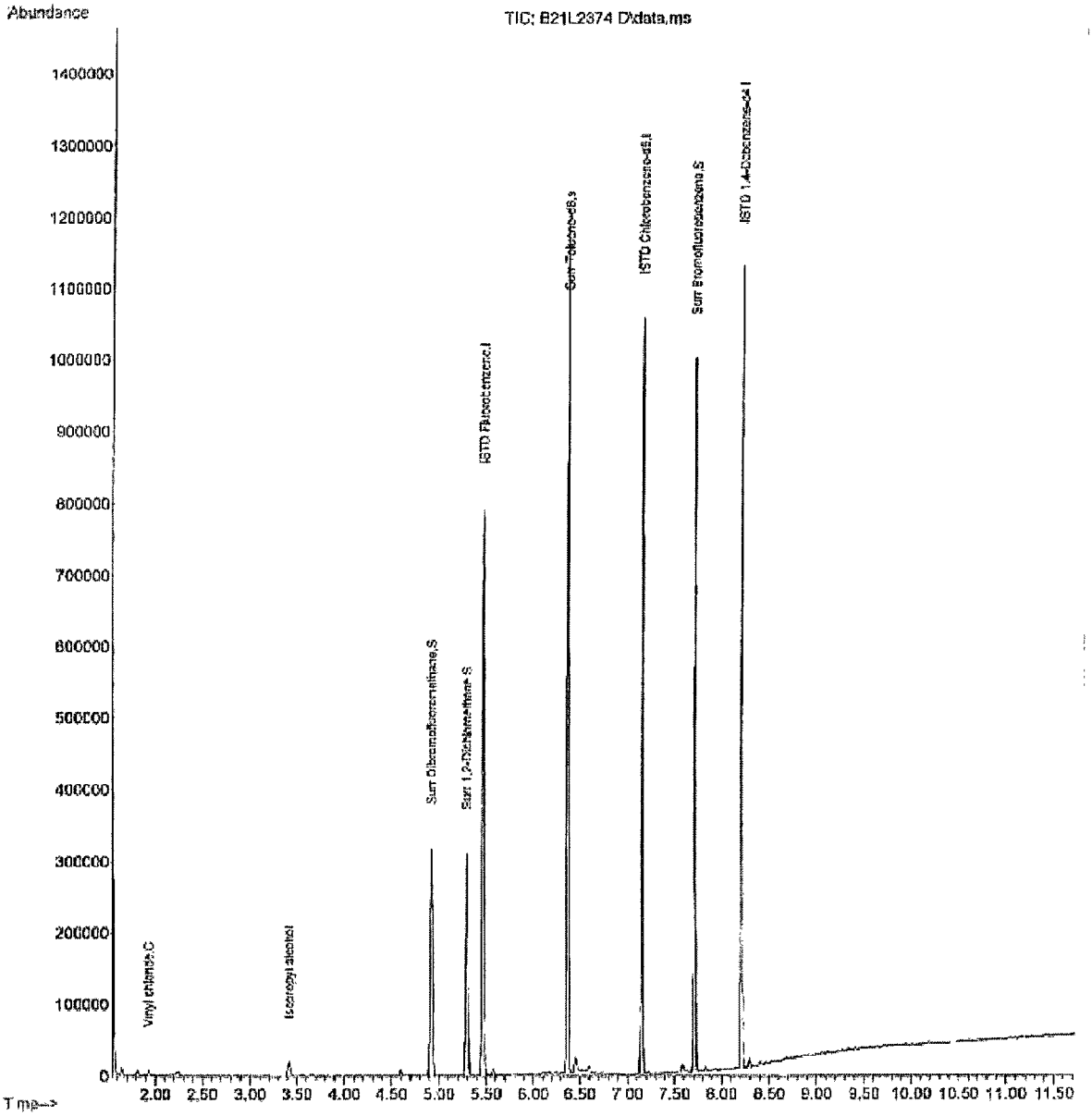

Quantitation Report (QT Reviewed)

Data Path : C:\MassHunter\GCMS\1\data\MAR19-1\12MAR19A\
Data File : B091Z375.D
Acq On : 12 Mar 2019 10:03 am
Operator :
Sample : 1903237-005A
Misc : SAMP 5.0ML 10F3 JO
ALS Vial : 10 Sample Multiplier: 1

Quant Time: Mar 12 10:15:22 2019
Quant Method : C:\MassHunter\GCMS\1\methods\VOA1W_136.M
Quant Title : VOA Calibration
QLast Update : Wed Mar 06 08:36:59 2019
Response via : Initial Calibration

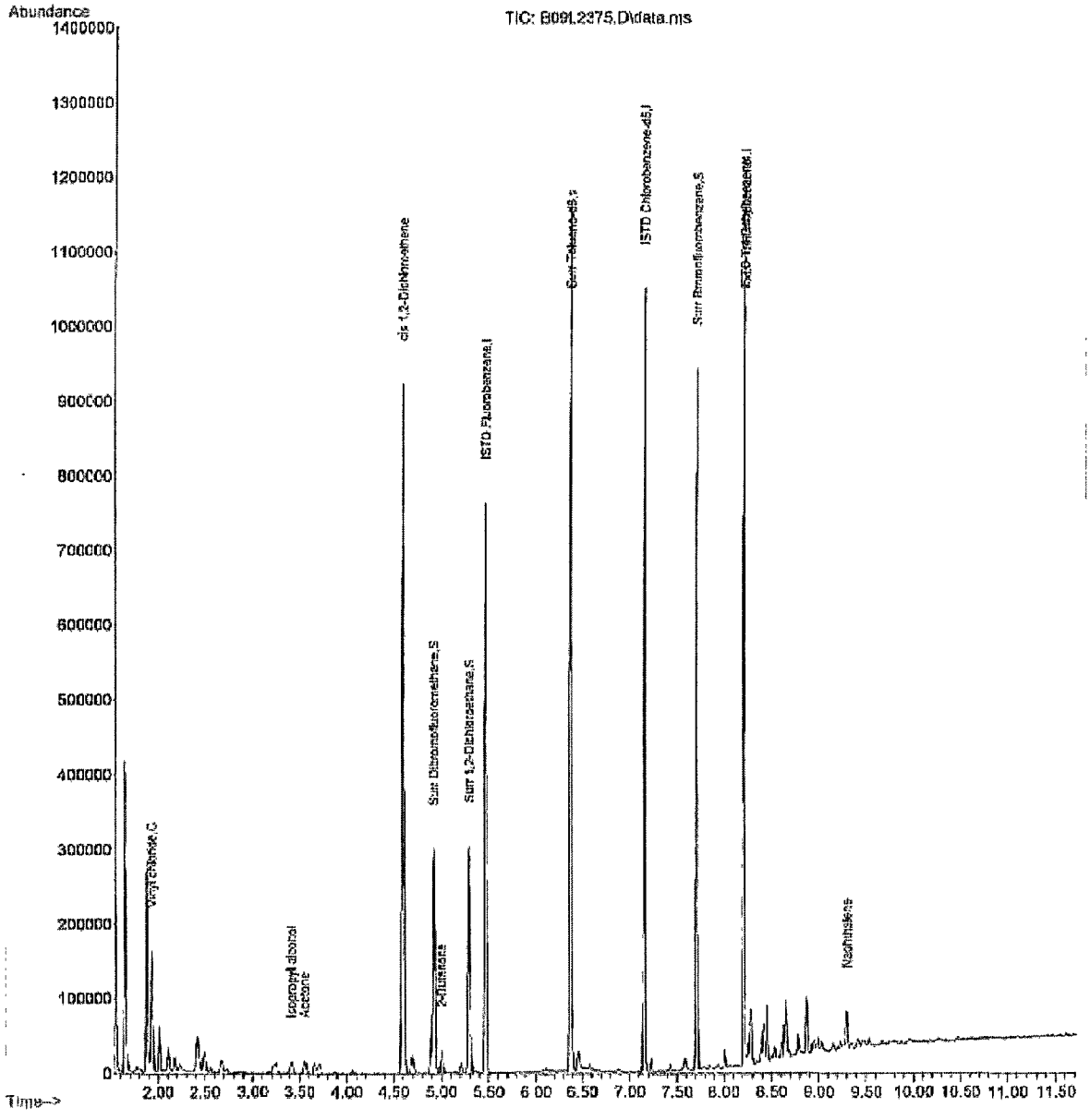

VOA1W_136.M Tue Mar 12 12:31:49 2019 Page: 4

Quantitation Report (QT Reviewed)

Data Path : C:\MassHunter\GCMS\1\data\MAR19-1\12MAR19A\
Data File : B10L2376.D
Acq On : 12 Mar 2019 10:23 am
Operator :
Sample : 1903237-006A
Misc : SAMP 5.0ML 10F3 JO
ALS Vial : 11 Sample Multiplier: 1

Quant Time: Mar 12 10:35:24 2019
Quant Method : C:\MassHunter\GCMS\1\methods\VOA1W_136.M
Quant Title : VOA Calibration
QLast Update : Wed Mar 06 08:36:59 2019
Response via : Initial Calibration

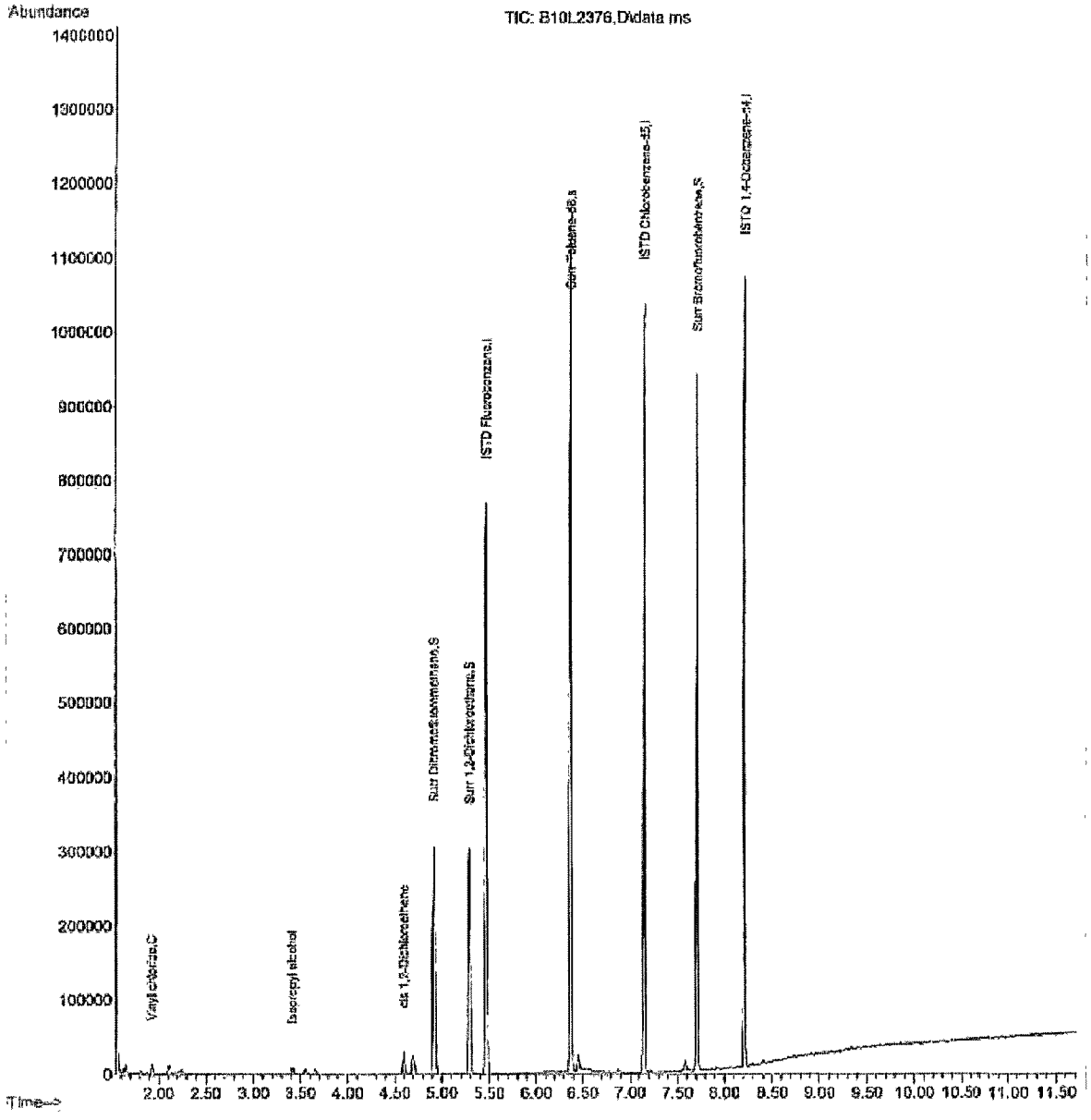

Quantitation Report (Not Reviewed)

Data Path : C:\MassHunter\GCMS\1\data\MAR19-1\12MAR19A\
Data File : B02LCS20.D
Acq On : 12 Mar 2019 07:43 am
Operator :
Sample : LCS VOC-1 031219A
Misc : LCS SEE COVERSHEET FOR ID AND AMOUNTS 30
ALS Vial : 3 Sample Multiplier: 1

Quant Time: Mar 12 07:55:44 2019
Quant Method : C:\MassHunter\GCMS\1\methods\VOA1W_136.M
Quant Title : VOA Calibration
QLast Update : Wed Mar 06 08:36:59 2019
Response via : Initial Calibration

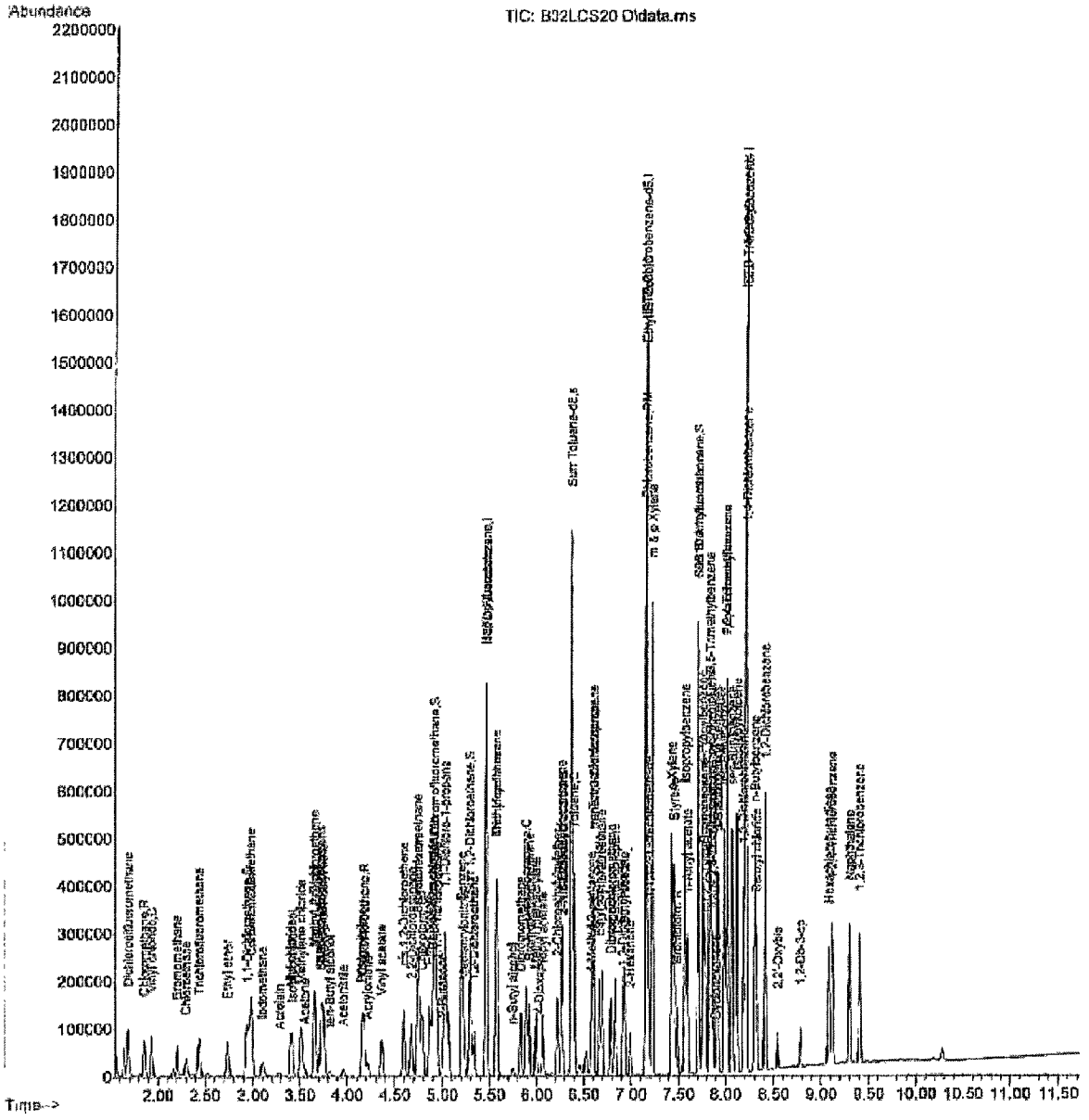

Quantitation Report (QT Reviewed)

Data Path : C:\MassHunter\GCMS\1\data\MAR19-1\12MAR19A\
Data File : B04LMBLK.D
Acq On : 12 Mar 2019 08:23 am
Operator :
Sample : MB VOC-1 031219A
Misc : MBLK 5.0ML 1D
ALS Vial : 5 Sample Multiplier: 1

Quant Time: Mar 12 08:35:33 2019
Quant Method : C:\MassHunter\GCMS\1\methods\VOA1W_136.M
Quant Title : VOA Calibration
QLast Update : Wed Mar 06 08:36:59 2019
Response via : Initial Calibration

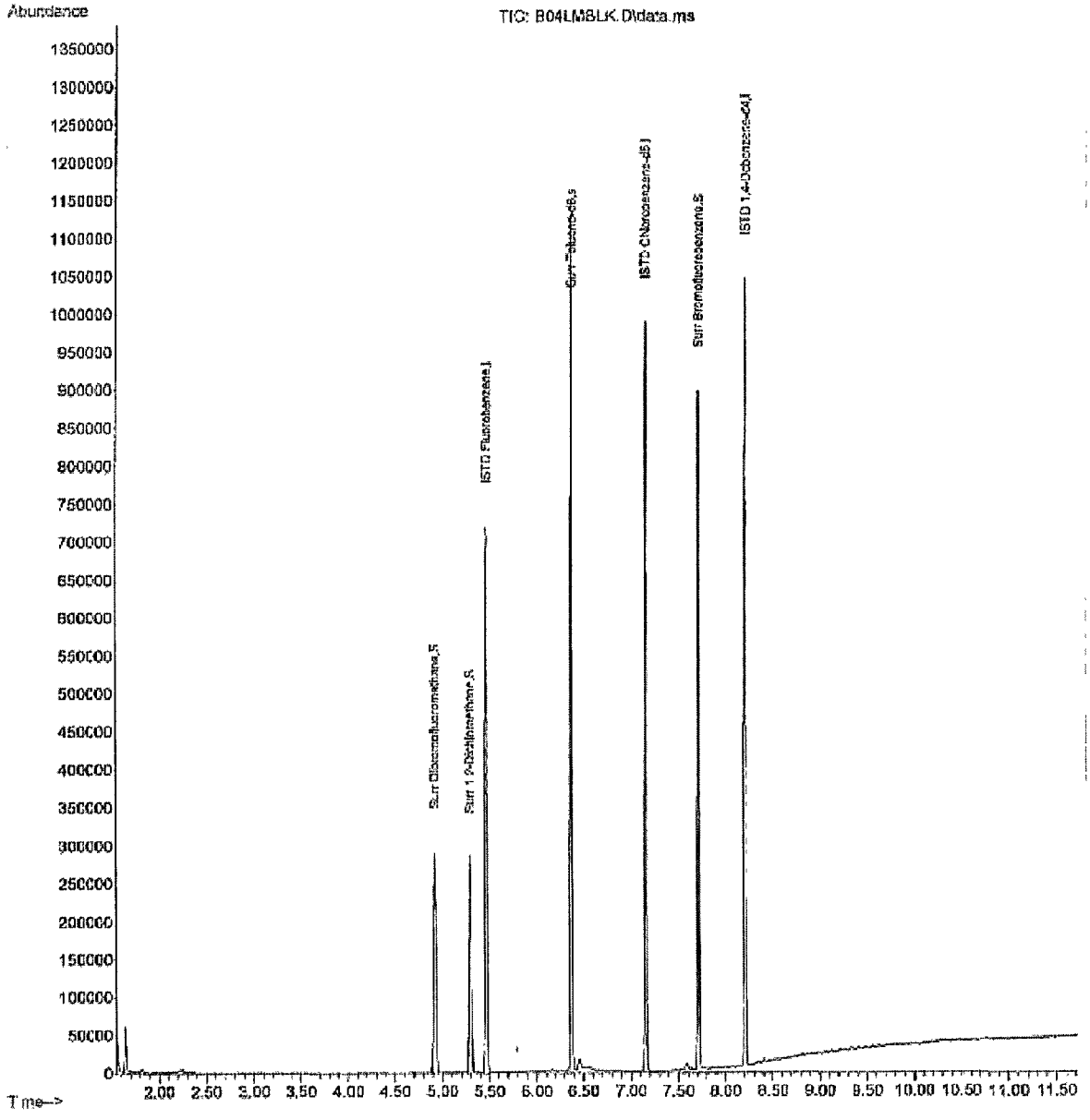

VOA1W_136.M Tue Mar 12 12:07:15 2019 Page: 4

Quantitation Report (Not Reviewed)

Data Path : C:\MassHunter\GCMS\1\data\MAR19-1\12MAR19A\
Data File : B22L2372.D
Acq On : 12 Mar 2019 02:33 pm
Operator :
Sample : 1903237-002A
Misc : SAMP 1ML/50ML 2OF3 DG
ALS Vial : 22 Sample Multiplier: 50

Quant Time: Mar 12 14:45:10 2019
Quant Method : C:\MassHunter\GCMS\1\methods\VOA1W_136.M
Quant Title : VOA Calibration
QLast Update : Wed Mar 06 08:36:59 2019
Response via : Initial Calibration

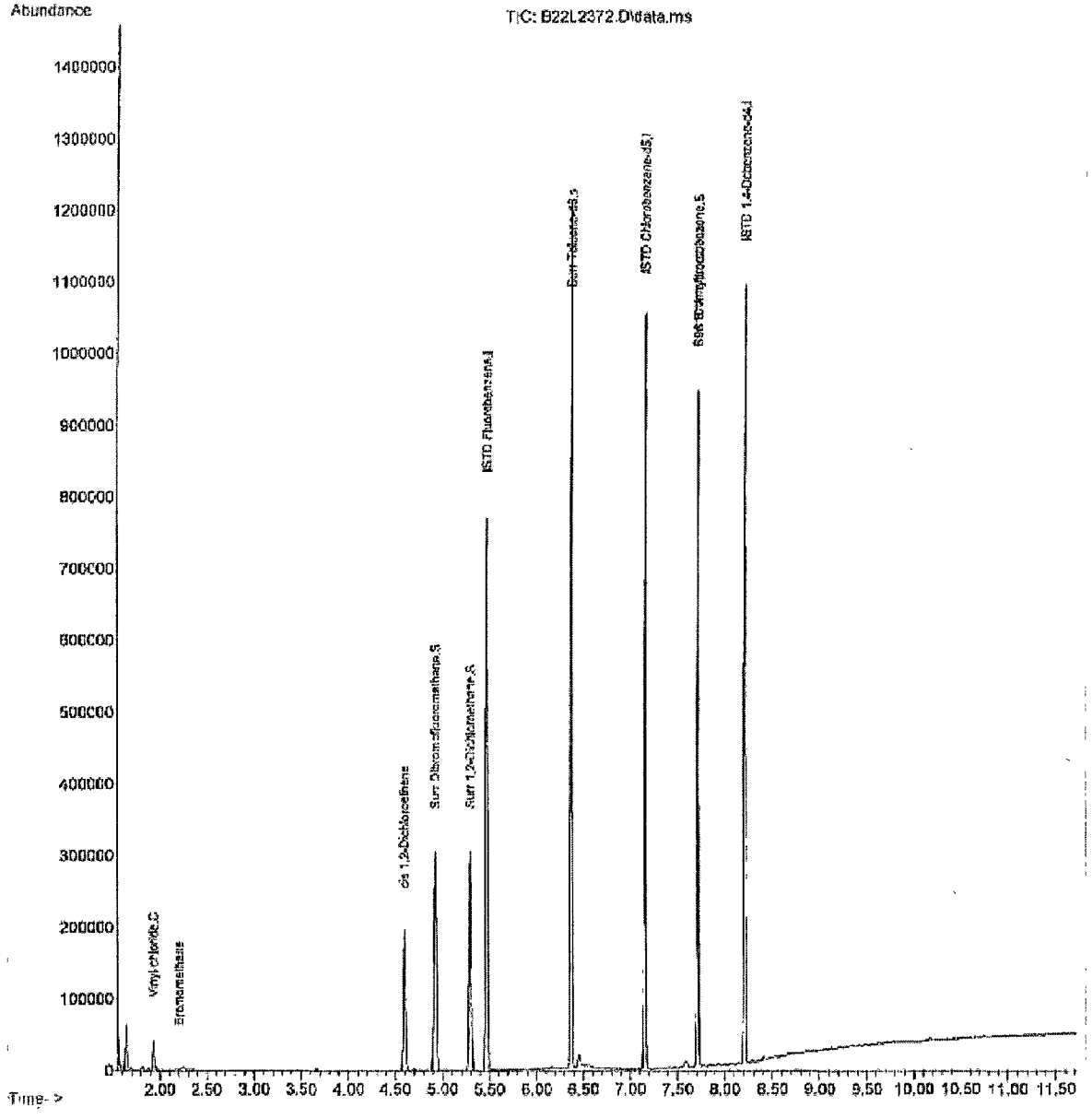

VOA1W_136.M Tue Mar 12 15:20:41 2019 Page: 4

Quantitation Report (Not Reviewed)

Data Path : C:\MassHunter\GCMS\1\data\MAR19-1\12MAR19A\
Data File : B23S2372.D
Acq On : 12 Mar 2019 02:53 pm
Operator :
Sample : 1903237-002AMS
Misc : MS 1ML/50ML 2OF3 DG
ALS Vial : 23 Sample Multiplier: 50

Quant Time: Mar 12 15:05:10 2019
Quant Method : C:\MassHunter\GCMS\1\methods\VOA1W_136.M
Quant Title : VOA Calibration
QLast Update : Wed Mar 06 08:36:59 2019
Response via : Initial Calibration

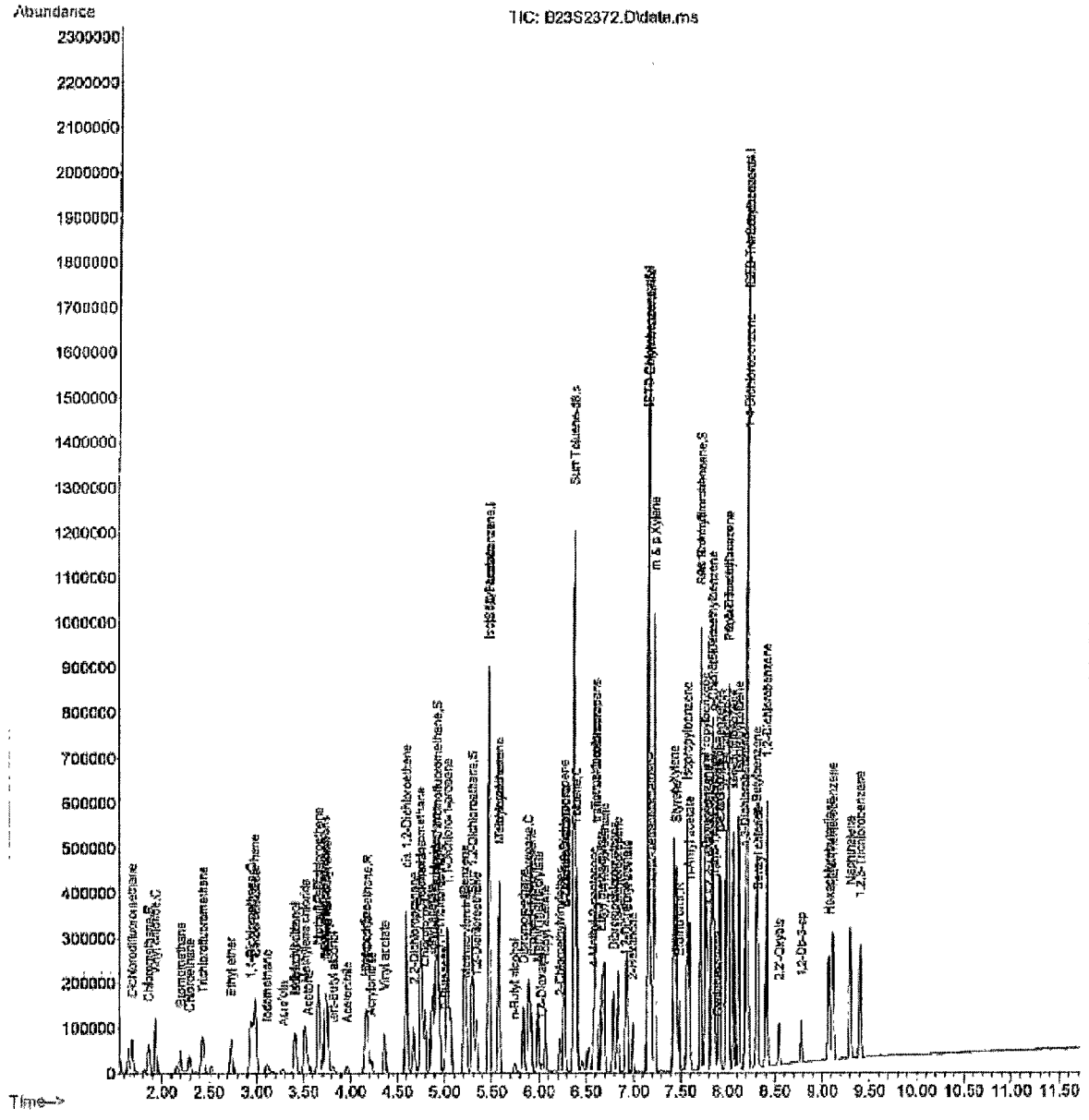

Quantitation Report (Not Reviewed)

Data Path : C:\MassHunter\GCMS\1\data\MAR19-1\12MAR19A\
Data File : B24D2372.D
Acq On : 12 Mar 2019 03:13 pm
Operator :
Sample : 1903237-002AMSD
Misc : MSD 1ML/50ML 20F3 DG
ALS Vial : 24 Sample Multiplier: 50

Quant Time: Mar 12 15:25:16 2019
Quant Method : C:\MassHunter\GCMS\1\methods\VOA1W_136.M
Quant Title : VOA Calibration
QLast Update : Wed Mar 06 08:36:59 2019
Response via : Initial Calibration

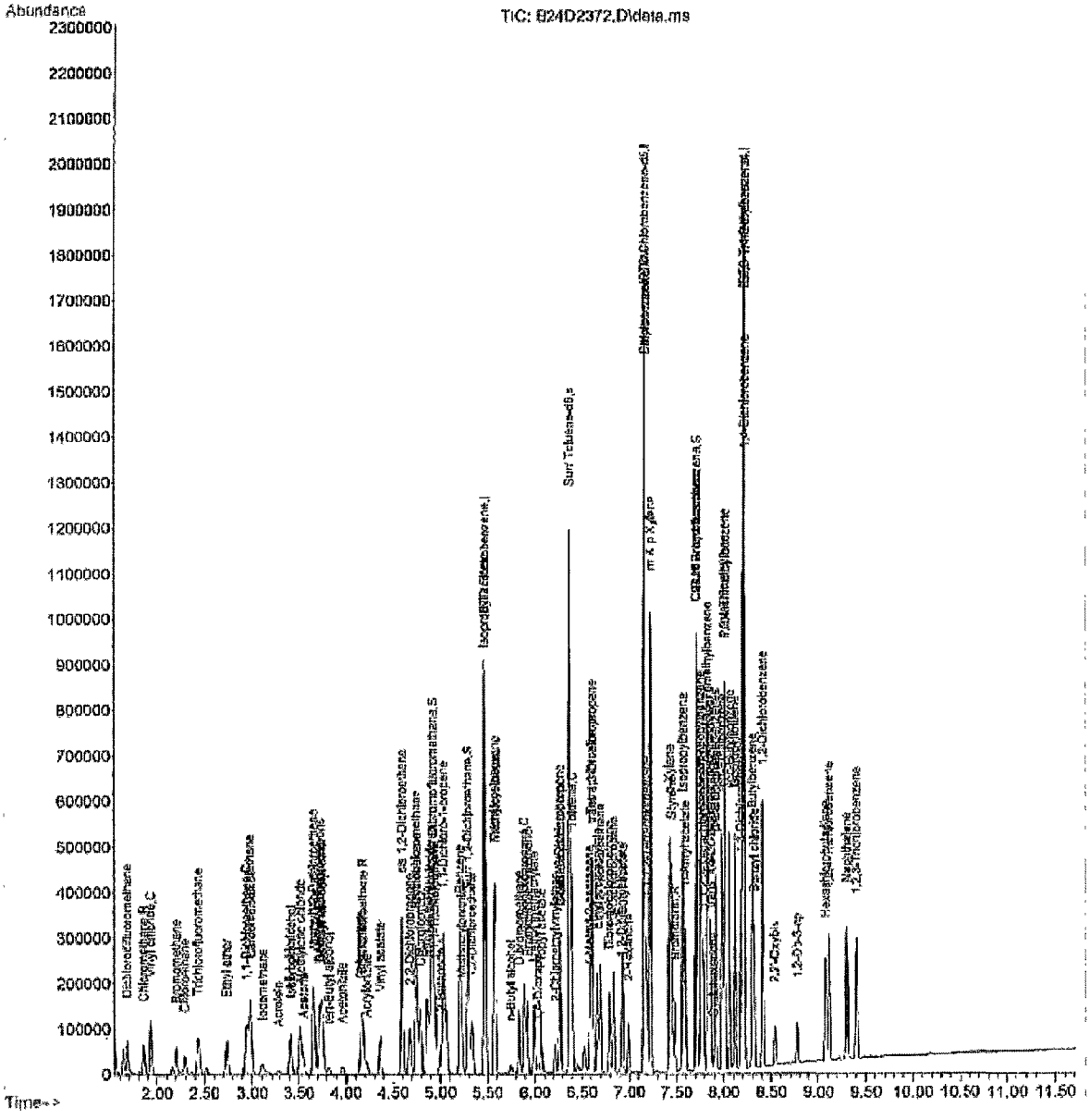

Quantitation Report (Not Reviewed)

Data Path : C:\MassHunter\GCMS\1\data\MAR19-1\12MAR19A\
Data File : B25L2373.D
Acq On : 12 Mar 2019 03:33 pm
Operator :
Sample : 1903237-003A
Misc : SAMP 500µL/50ML 2OF3 DG
ALS Vial : 25 Sample Multiplier: 100

Quant Time: Mar 12 15:45:19 2019
Quant Method : C:\MassHunter\GCMS\1\methods\VOA1W_136.M
Quant Title : VOA Calibration
QLast Update : Wed Mar 06 08:36:59 2019
Response via : Initial Calibration

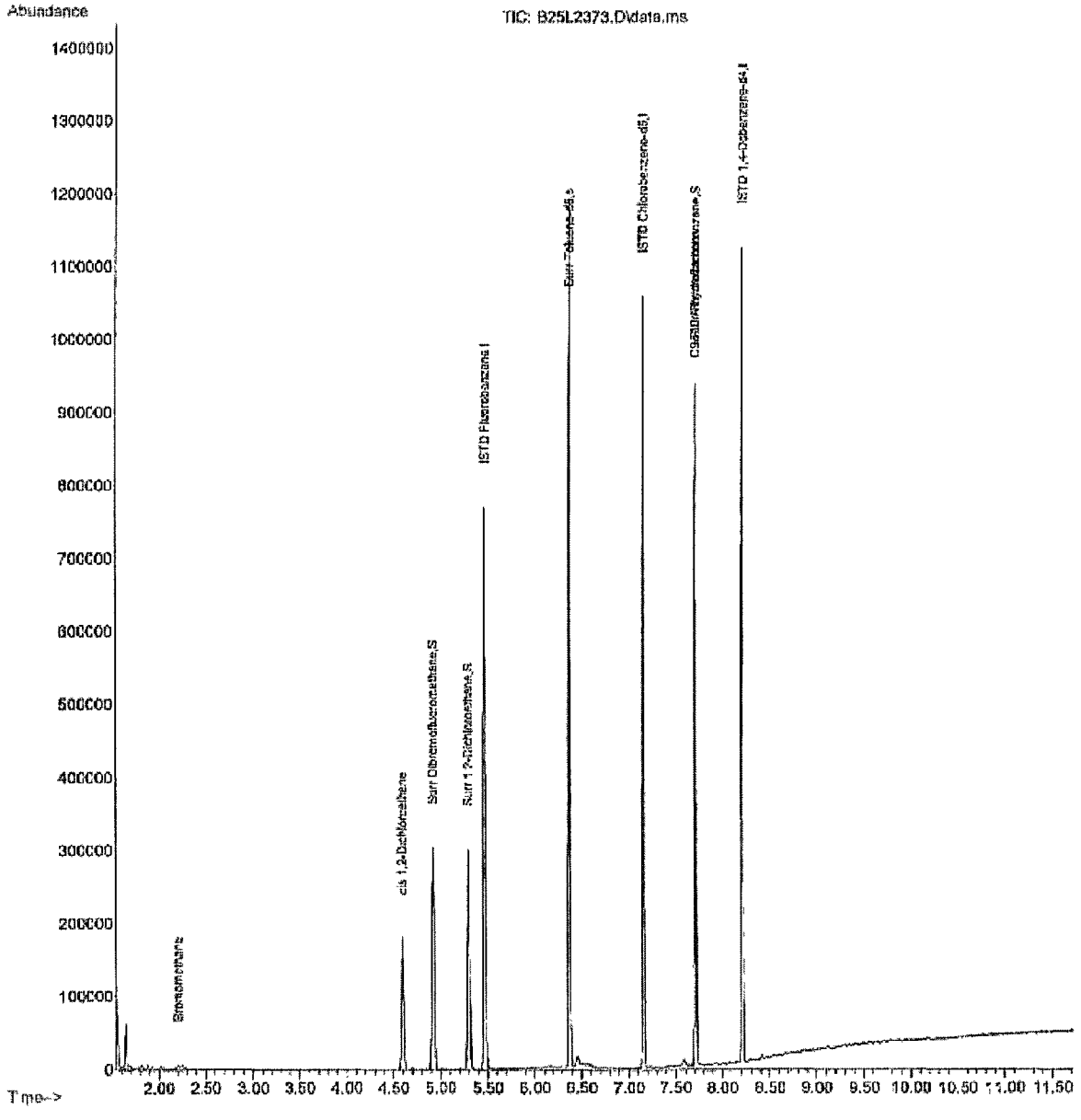

American West Analytical Laboratories

Rpt Emailed: D

WORK ORDER Summary

Work Order: **1903237** Page 1 of 1

Client: Wasatch Environmental — Due Date: 3/20/2019

Client ID: WAS580 — Contact: Mike Cronin

Project: Cottonwood Square / 2249-001E — QC Level: III — WO Type: Standard

Comments: PA Rush. QC 3;

Sample ID	Client Sample ID	Collected Date	Received Date	Test Code	Matrix	Sel	Storage	
1903237-001A	MW-3	3/11/2019 1615h	3/11/2019 1650h	8260-W	Water	☑	VOCFridge	3
				Test Group: 8260-W-AWAL; # of Analytes: 53 / # of Surr: 4				
1903237-002A	MW-11	3/11/2019 1525h	3/11/2019 1650h	8260-W	Water	☑	VOCFridge	3
				Test Group: 8260-W-AWAL; # of Analytes: 53 / # of Surr: 4				
1903237-003A	MW-10	3/11/2019 1430h	3/11/2019 1650h	8260-W	Water	☑	VOCFridge	3
				Test Group: 8260-W-AWAL; # of Analytes: 53 / # of Surr: 4				
1903237-004A	MW-1	3/11/2019 1335h	3/11/2019 1650h	8260-W	Water	☑	VOCFridge	3
				Test Group: 8260-W-AWAL; # of Analytes: 53 / # of Surr: 4				
1903237-005A	MW-6	3/11/2019 1235h	3/11/2019 1650h	8260-W	Water	☑	VOCFridge	3
				Test Group: 8260-W-AWAL; # of Analytes: 53 / # of Surr: 4				
1903237-006A	MW-2	3/11/2019 1150h	3/11/2019 1650h	8260-W	Water	☑	VOCFridge	3
				Test Group: 8260-W-AWAL; # of Analytes: 53 / # of Surr: 4				

Printed: 03/11/19 17:04 LABORATORY CHECKS: %M ☐ RT ☐ CN ☐ TAT ☐ QC ☐ LUO ☐ HOK_____ HOK_____ HOK_____ COC Emailed_____

American West
Analytical Laboratories
3440 S. 700 W. Salt Lake City, UT 84119
Phone # (801) 263-6666 Toll Free # (888) 263-8686
Fax # (801) 263-8687 Email: awal@awal-labs.com
www.awal-labs.com

CHAIN OF CUSTODY

All analysis will be conducted using NELAP accredited methods and all data will be reported using AWAL's standard analyte lists and reporting limits (PQL) unless specifically requested otherwise on this Chain of Custody and/or attached document.

1903237
AWAL Lab Sample Set #
Page 1 of 1

QC Level: 1 2 2+ 3 3+

Turn Around Time: 1 2 3 4 5 Std

Unless other arrangements have been made, signed reports will be emailed by 5:00 pm on the day they are due.

Due Date: 3/20

Client: WASATCH ENVIRONMENTAL
Address: 2410 W CALIFORNIA AVE
City, State, Zip: SLC, UT, 84104
Contact: MIKE CRONIN
Phone #: 801 972 8400 Cell #: -
Email: MC@WASATCH-ENVIRONMENTAL.COM
Project Name: COTTONWOOD SQUARE
Project #: 2249-001E
PO #: 2249-001E
Sampler Name: STEVE STREAL

☐ Report down to the MDL
☐ Include EDD:
☐ Lab Filter for:
☐ Field Filtered For:

For Compliance With:
☐ NELAP
☐ RCRA
☐ CWA
☐ SDWA
☐ ELAP / AHA
☐ NLLAP
☐ Non-Compliance
☐ Other:

	Sample ID.	Date Sampled	Time Sampled	# of Containers	Sample Matrix	VOCs 8260 C	Known Hazards & Sample Comments
1	MW-3	3-11-19	1615	3	W	X	
2	MW-11	3-11-19	1525	3	W	X	
3	MW-10	3-11-19	1430	3	W	X	
4	MW-1	3-11-19	1335	3	W	X	
5	MW-6	3-11-19	1234	3	W	X	
6	MW-2	3-11-19	1150	3	W	X	
7							
8							
9							
10							
11							
12							
13							
14							
15							

SS 3-11-19

Laboratory Use Only

COC Tape Was:
1 Present on Outer Package Y N NA
2 Unbroken on Outer Package Y NA
3 Present on Sample Y N
4 Unbroken on Sample Y NA

Samples Were:
1 Shipped and delivered
2 Ambient or Chilled
3 Temperature 4.9 °C
4 Received Intact Y N
5 Properly Preserved Y N Checked at bench
6 Received Within Holding Time Y N

Sample Labels and COC Record Match? Y N

Relinquished by: Signature	Date	Received by: Signature	Date
Stephen Streal	3-11-19	[signature]	3/11/19
Print Name: STEVE STREAL	Time: 1650	Print Name: Valerie Norman-Swarr	Time: 1650
Relinquished by: Signature	Date	Received by: Signature	Date
Print Name	Time	Print Name	Time
Relinquished by: Signature	Date	Received by: Signature	Date
Print Name	Time	Print Name	Time

Special Instructions