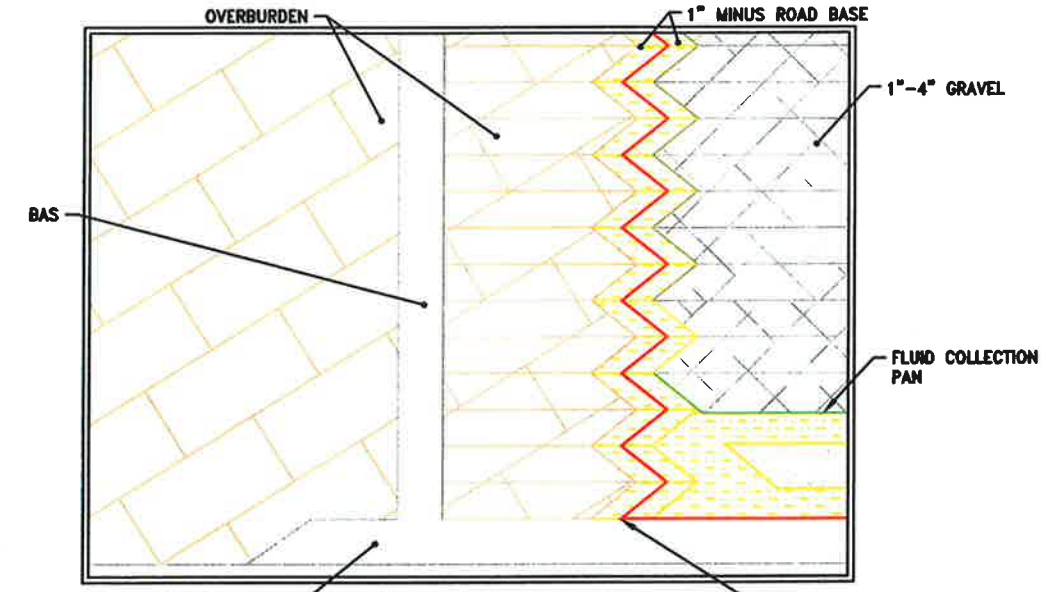


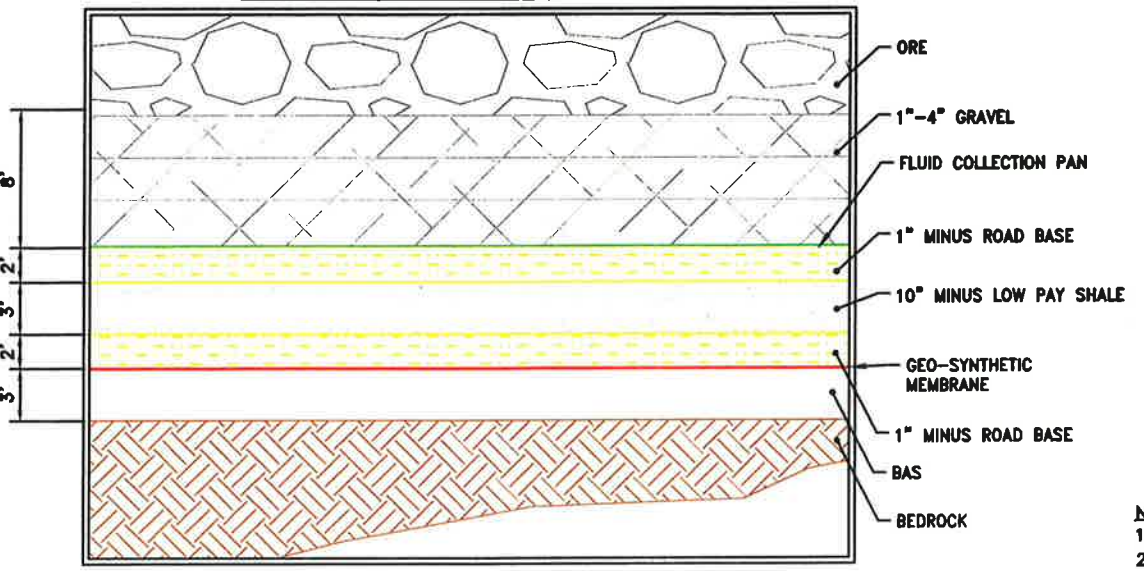
ROOF DETAILS

(MEMBRANE ALTERNATIVE [WITH BAS TO BE PLACED AFTER CAPSULE SETTLEMENT AND COOLING])



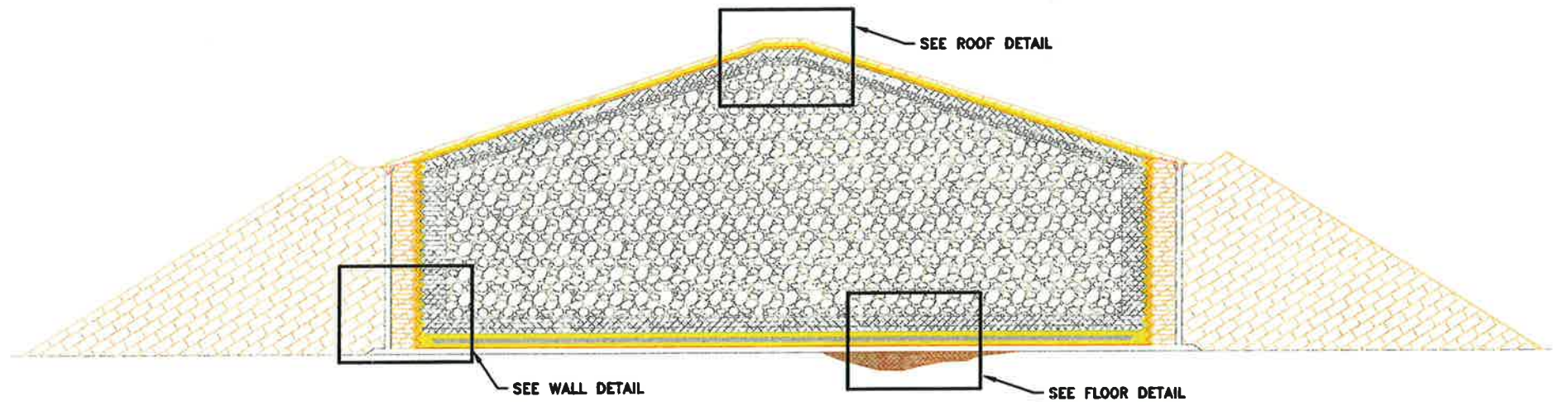
WALL DETAILS

(ALTERNATIVES: BAS ONLY OR BAS + MEMBRANE)



FLOOR DETAILS

(ALTERNATIVES: BAS ONLY OR BAS + MEMBRANE)



MEMBRANE ROOF CAPSULE

ALTERNATE DESIGN - MEMBRANE ROOF (WITH BAS TO BE PLACED AFTER CAPSULE SETTLEMENT AND COOLING)

PRELIMINARY

FIGURE 15



TITLE
 EPS CAPSULE CONSTRUCTION ENGINEERING
 FUNCTIONAL EQUIVALENTS TO BASE CASE DESIGN
 CAPSULE ROOF, WALL, AND FLOOR DETAILS

SCALE N.T.S.	DATE 6/19/13	CLIENT NO. 187	PROJECT NO. 25	DSP. DWG. -A-F/15	REV. A
-----------------	-----------------	-------------------	-------------------	----------------------	-----------

- NOTE:**
1. FLOOR DETAIL THICKNESSES SUBJECT TO CHANGE FOR FINAL DESIGN.
 2. ROOF DETAIL "TBD" DIMENSIONS ARE TO BE CONFIRMED.

THIS IS AN "ANSI D" SIZE DRAWING.
 IF PRINTED AT ANY OTHER SIZE THIS
 DRAWING IS NOT TO SCALE.