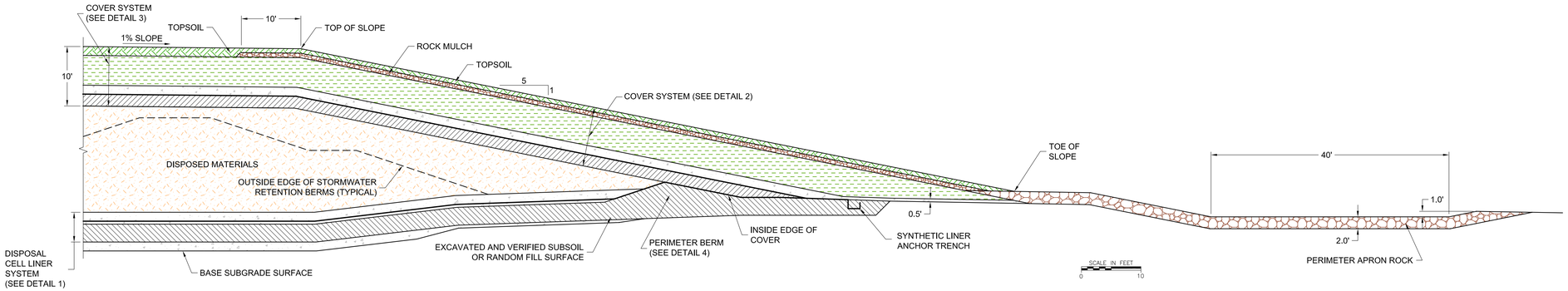

TYPICAL CROSS SECTION ON EAST SIDE OF DISPOSAL CELL

(LOOKING NORTH)

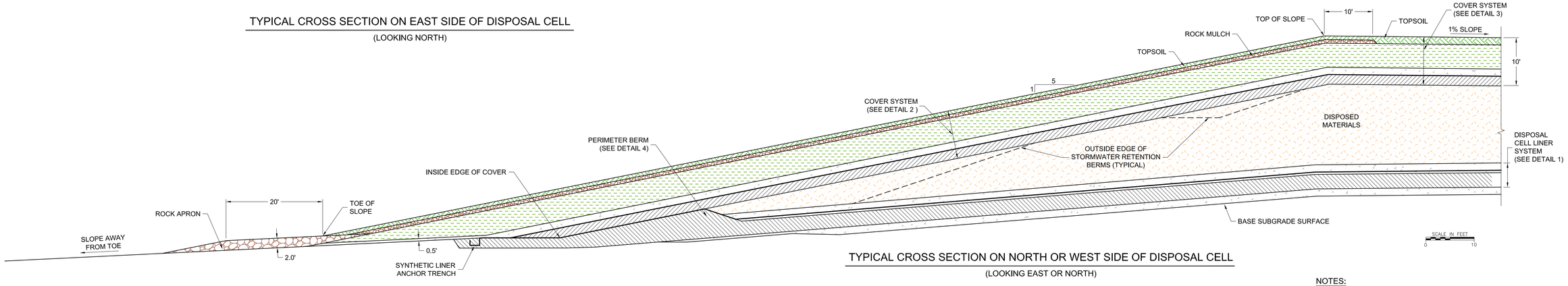

TYPICAL CROSS SECTION ON NORTH OR WEST SIDE OF DISPOSAL CELL

(LOOKING EAST OR NORTH)

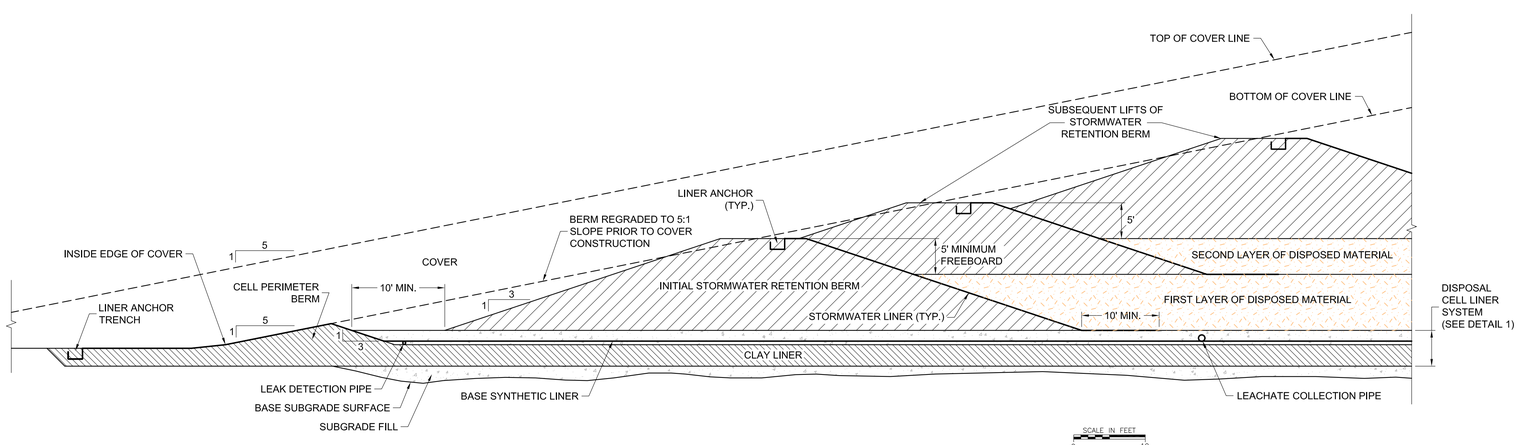

TYPICAL CROSS SECTION THROUGH STORMWATER RETENTION BERMS

NOTES:

1. ROCK MULCH - Angular sandy gravel and cobbles with median particle size of 3.7 inches on south and east slopes, 3.0 inches on north and west slopes, and layer thickness of 9 inches.
2. PERIMETER APRON ROCK - Angular gravel and cobbles with median particle size of 7.5 inches and layer thickness of 24 inches.
3. EROSION PROTECTION FILTER - Gravel and sand with maximum particle size of 3.0 inches.
4. TOPSOIL - Approved material obtained from within facility boundary.
5. SOIL COVER - Gravelly clay to silty clay obtained from within facility boundary.
6. RANDOM FILL - Clean sandy gravel used for subgrade fill, with top surface rolled with vibratory roller or compactor.
7. DISPOSED MATERIALS - Materials from site cleanup operations, placed in lifts to minimize void spaces and rolled (where necessary) with vibratory roller or compactor.
8. BASE SYNTHETIC LINER - 60-mil nominal thickness HDPE, smooth surface on both sides, seamed and tested to form continuous liner.
9. SUBGRADE FILL - Granular material with maximum particle size of 6 inches.
10. CLAY LINER - Silty clay compacted to 95 percent of Standard Proctor density and within 2 percent of Standard Proctor optimum moisture content. Material obtained from within facility boundary.
11. LINER BEDDING AND COVER MATERIAL - Granular material with maximum particle size of 1.0 inches. Liner cover material placed in one lift to form a layer 1.5 ft. thick.
12. UPPER SURFACE OF DISPOSED MATERIALS - The upper surface of disposed materials shall be rolled with a drum roller or rubber-tired equipment.
13. COVER SYNTHETIC LINER - 60-mil nominal thickness HDPE, textured surface on both sides, seamed and tested to form continuous liner.
14. LEACHATE COLLECTION PIPE - 6-inch diameter blank HDPE pipe. Pipe perforated within inside toe of perimeter berm.
15. LEAK DETECTION PIPE - 4-inch diameter blank HDPE pipe. Pipe perforated 20 ft. inside of perimeter berm.
16. BASE SUBGRADE SURFACE - Compacted random fill, excavated soil surface, natural soil subsurface, or clean concrete or asphalt surface, forming base for subgrade fill.
17. STORMWATER LINER - 40-mil nominal thickness HDPE (or approved equivalent), smooth surface on both sides, seamed along stormwater berm.

REVISIONS

No.	DESCRIPTION	BY	CHKD.	APPROVED		DATE
A	ISSUED FOR PERMITTING	CLS				12/02
B	UPDATED LINER SYSTEM	CLS				8/03
C	DISPOSAL CELL CONSTRUCTION PLAN	CLS				2/04
D	MODIFIED FROM SETTLEMENT AGREEMENT	CLS				3/05
E	MODIFIED FROM NRC REVIEW	CLS				1/06
F	MODIFIED FROM NRC REVIEW FOR EROSION PROTECTION	CLS				1/07
G	MODIFIED FROM NRC REVIEW FOR EROSION PROTECTION	RTS				12/07

REFERENCES

DWG No.	DRAWING TITLE

DESIGNERS

ENGINEERING RECORD	BY	DATE
PRELIMINARY DESIGN	CLS	12/02
CELL OPERATIONS	DAS	2/04
ODEQ MODIFICATIONS	CLS	9/04
NRC REVIEW	RTS	1/07

PREPARED BY

MF consulting scientists and engineers

Fort Collins, CO
970 223-9600

PREPARED FOR

SEQUOYAH FUELS
A GENERAL ATOMICS COMPANY

TITLE

DISPOSAL CELL TYPICAL CROSS SECTIONS

PROJECT: 100734	DATE: DECEMBER 2007	DRAWING 10	REVISION G
SCALE: AS SHOWN	ACAD FILE: SITE-10-REV-G		

Filename: E:\100734\SITE-10-REV-G.dwg
Plotted: 12/07/07
Scale: 00:00:34.60