# Rockwell Solutions, Inc.

718 E Bridger Lane
Elk Ridge, UT 84651
(801) 361-2930


August 19, 2022

Mark Smith
Triple Stop Chevron
1034 West Gentile Street
Layton, Utah 84041

RE: Remediation Activities and Groundwater Monitoring Report
Triple Stop Chevron
1034 West Gentile Street, Layton, Utah 84041
Facility ID #3000500; Release NUB

Dear Mr. Smith:

Rockwell Solutions, Inc. oversaw remediation and groundwater monitoring activities for the above-referenced release from April through July, 2022. Remediation activities focused on air sparging (AS) adjacent to the source area at the gas station, and a groundwater extraction event in the adjacent neighborhood.

Air Sparge System Installation

Six AS wells had been installed in 2021 in the grass landscaping adjacent to the tank basin and approximately ten feet into Gentile Street. From April 4 to May 6, 2022, the following activities were conducted:

- The rental thermox unit in the compound, which had originally been used to treat vapors from the soil vapor extraction (SVE) system, was removed. The thermox had been shut off for several months and was no longer necessary to treat the low vapor concentrations. The natural gas line for the thermox was disconnected
- All six AS wells were connected to the existing AS piping stubbed on the east side of Sugar Street/west side of the station. The piping was laid in hand dug trenches
- A structure was built in the compound on the west side of Sugar Street to house AS and SVE equipment
- A 10-horsepower blower was installed in the structure and connected to the existing SVE system
- Activated carbon drums were installed to treat the vapors from the SVE system prior to venting to the atmosphere
- A compressor was installed in the structure and connected to the AS lines inside the compound.
- The AS/SVE system was connected to power and started up on May 6, 2022. Figure 1 shows the locations of the AS/SVE wells

Monitoring/Extraction and Air Sparge Well Installation

Prior to remediation activities in the adjacent neighborhood, three additional wells, MW-43, MW-44, and MW-45, were installed to serve as both monitoring and extraction wells. Six air sparge wells were installed in the contaminant plume. Figure 2 shows the locations of the neighborhood wells.

The two-inch monitoring wells were installed to a depth of eighteen feet with ten feet of screen. The one-inch air sparge wells were installed to a depth of twenty-five feet with one foot of screen at the bottom. The borings were advanced using direct push methodology and the wells were installed in each boring with sand from the bottom of the boring to approximately one foot above the screen. A bentonite plug was placed above the sand to one foot below the ground surface. Well protectors were installed around each well and set with concrete.

The monitoring wells were developed using a disposable bailer and the sparge wells were developed using a peristaltic pump. The top of casing of each monitoring well was surveyed and tied into the existing monitoring well network.

Soil samples were collected continuously at each monitoring well boring in five-foot liners. A portion of the soil sample from each liner was put in a zip-lock baggie to allow hydrocarbons to volatilize. The air in the zip lock baggie was then screened with a photoionization detector (PID). The soil sample with the highest PID reading or the sample from just above the groundwater table was collected for laboratory analysis. Soil samples were analyzed for MTBE, benzene, toluene, ethylbenzene, and total xylenes (MBTEXN), and total petroleum hydrocarbons-gasoline range organics (TPH-GRO) using EPA Method 8260 and TPH-diesel range organics (TPH-DRO) using EPA Method 8015. Samples were not collected from the air sparge well borings.

PID readings were very low or nonexistent in soil from the monitoring well borings. No hydrocarbons were detected in any of the soil samples. Laboratory reports and boring logs/well construction diagrams are attached.

Pre-Remediation Event Groundwater Monitoring

On April 27, 2022, groundwater samples were collected from fifteen monitoring wells, including the three new wells, in the proposed area of remediation: MW-1, MW-2, MW-19, MW-20, MW-22, MW-29, MW-30, MW-31, MW-32, MW-38, MW-40, MW-41, MW-42, MW-43, MW-44, and MW-45. Samples were also collected from air sparge wells AS-2, AS-3, and AS-6 to evaluate potential vertical migration of contaminants. Groundwater measurements and samples were collected from each well using a disposable bailer. Each groundwater sample was immediately placed on ice and retained under chain-of-custody documentation until relinquished to the laboratory.

Groundwater samples were submitted for analysis of MBTEXN and TPH-GRO using EPA Method 8260 and TPH-DRO using EPA Method 8015. Concentrations were similar to those collected in January 2022 except for a significant increase in benzene and TPH-GRO at MW-31, a downgradient well. The results are included in Table 1 and the analytical reports are attached.

Also of note is that the groundwater samples from the air sparge wells did not contain detectable hydrocarbons. The sparge well samples indicate that hydrocarbons are not migrating vertically.



*Rockwell Solutions, 718 E. Bridger Lane, Elk Ridge, Utah 84651, 801-361-2930, rockwellutah@yahoo.com*

CalClean Event

From May 2 to June 8, 2022, CalClean conducted high vacuum dual phase extraction (HVDPE) at monitoring wells in the adjacent neighborhood. The HVDPE system extracted groundwater and vapors from four monitoring wells at a time. Extraction wells were moved to treat different parts of the plume during the event, although MW-42, the most impacted monitoring well, was treated the entire time.

The HVDPE system ran continuously during the 37- day event and extracted approximately 238,730 gallons of groundwater. The extracted groundwater was treated and discharged into the sewer system through a sewer manhole with authorization from the North Davis Sewer District.

In addition to HDVPE, CalClean conducted continuous air sparging. Three sparge wells were connected at a time, which were switched occasionally.

Mid-Remediation Event Groundwater Monitoring

Ten days into the extraction event, groundwater samples were collected from ten monitoring wells in and around the remediation area on May 12, 2022. Samples were collected from MW-19, MW-30, MW-31, MW-38, MW-40, MW-41, MW-42, MW-43, MW-44, and MW-45. Each groundwater sample was immediately placed on ice and retained under chain-of-custody documentation until relinquished to the laboratory for analysis of MBTEXN and TPH-GRO using EPA Method 8260 and TPH-DRO using EPA Method 8015.

The groundwater sample results from May 12, 2022, were very promising and showed significant reductions in hydrocarbons in most of the wells. The results are included in Table 1 and the analytical reports are attached.

Post-Remediation Event Groundwater Monitoring

On June 10, 2022, shortly after the remediation event, groundwater samples were collected by DERR staff from monitoring wells MW-10 and MW-42. The samples were analyzed for MBTEXN, TPH-GRO, and TPH-DRO. Hydrocarbons were not detected in either sample collected on June 10, 2022. The results are included in Table 1 and the analytical reports are attached.

On July 18-19, 2022, groundwater samples were collected from thirty-two monitoring wells from the entire site's well network. Groundwater measurements and samples were collected from each well using a disposable bailer. Each groundwater sample was immediately placed on ice and retained under chain-of-custody documentation until relinquished to the laboratory.

Groundwater samples were submitted for analysis of MBTEXN and TPH-GRO using EPA Method 8260 and TPH-DRO using EPA Method 8015. The results are included in Table 1 and the analytical reports are attached.

Figures 3 and 4 are isoconcentration maps showing the areas of benzene contamination for July and January 2022, respectively. Figures 5 and 6 are isoconcentration maps showing the areas of TPH-GRO contamination for July and January 2022, respectively. A comparison of the isoconcentration maps from January to July 2022 show significant reduction in the contaminant plumes.



*Rockwell Solutions, 718 E. Bridger Lane, Elk Ridge, Utah 84651, 801-361-2930, rockwellutah@yahoo.com*

Figure 7 is a groundwater elevation map of the site. Groundwater elevation data show the direction of groundwater flow on July 18-19, 2022, is to the southwest. This is consistent with previous data and with the migration of the contaminant plume.

Conclusions and Recommendations

Both the air sparging adjacent to the release area and the extraction event in the neighborhood appear to have been successful in reducing contaminant concentrations. Although the magnitude and area of contamination have been significantly reduced, hydrocarbon concentrations remain above Initial Screening Levels in twelve monitoring wells. Rockwell Solutions recommends collecting another round of groundwater samples in October or November of 2022 to further evaluate the site. Approximately one month prior to sampling, the AS/SVE system will be shut down.

If you need additional information or have any questions, please contact me at (801) 361-2930.

Thank you,

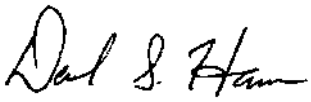

David S. Hansen
Certified UST Consultant CC0130
Rockwell Solutions, Inc.

cc: Kevin Beery, DERR



*Rockwell Solutions, 718 E. Bridger Lane, Elk Ridge, Utah 84651, 801-361-2930, rockwellutah@yahoo.com*


Soil Vapor Extraction Well

Air Sparge Well

00 50

*Approx. scale in feet*

| AS/SVE Wells | Figure 1 | Triple Stop Chevron<br>1034 W Gentile Street<br>Layton, Utah |
|---|---|---|


Monitoring/Extraction Well

Sparge Well

00 50

*Approx. scale in feet*

**Neighborhood Well Locations**

**Figure 2**

**Triple Stop Chevron**
**1034 W Gentile Street**
**Layton, Utah**

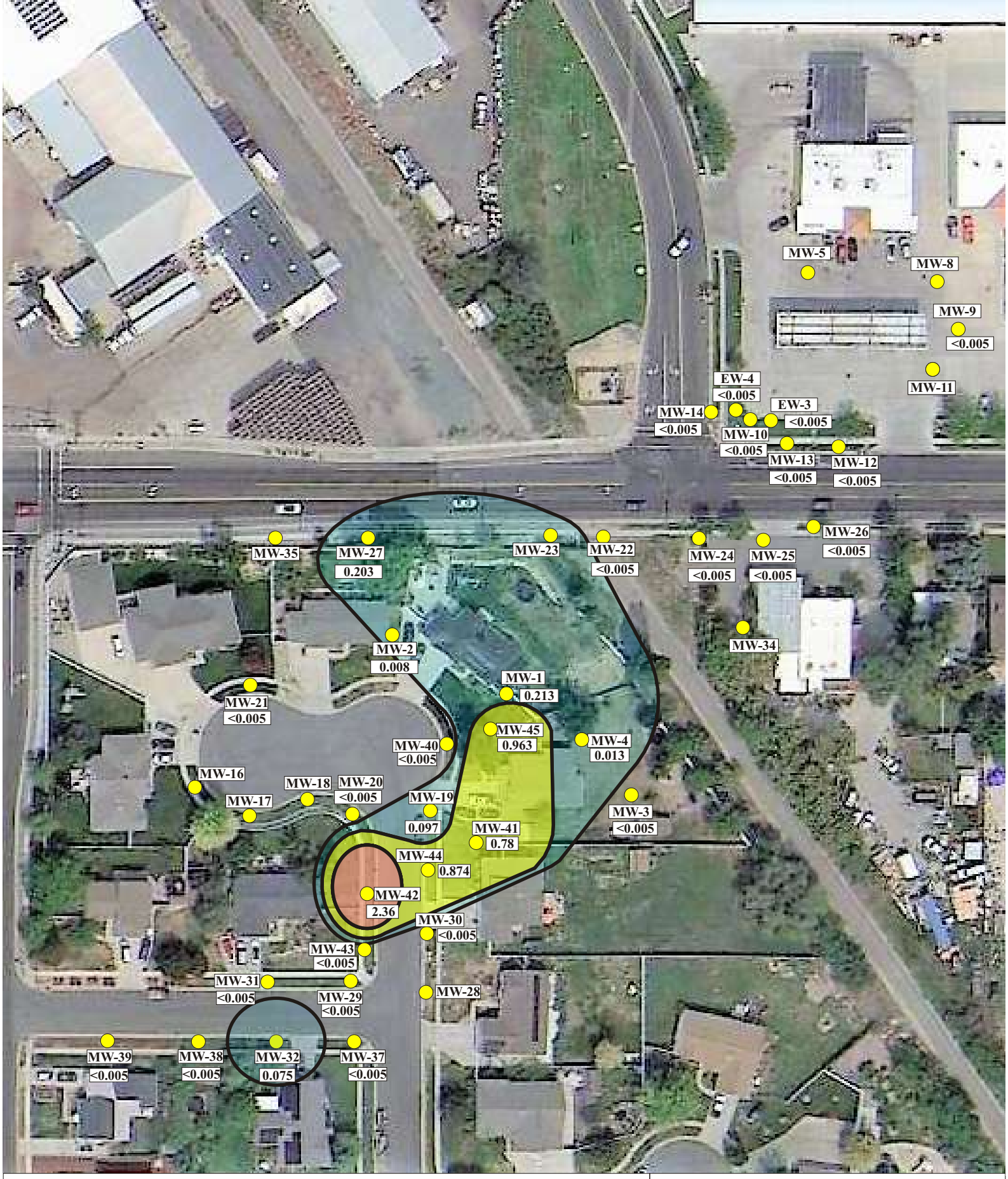


Monitoring Well

**0.432** Benzene (mg/L)

1.0 < 5.0

0.3 < 1.0

0.005 < 0.3

00 90

*Approx. scale in feet*

NORTH

**Triple Stop Chevron**
**1034 W Gentile Street**
**Layton, Utah**

**Figure 3**

**Dissolved Benzene**
**July 18-19, 2022**

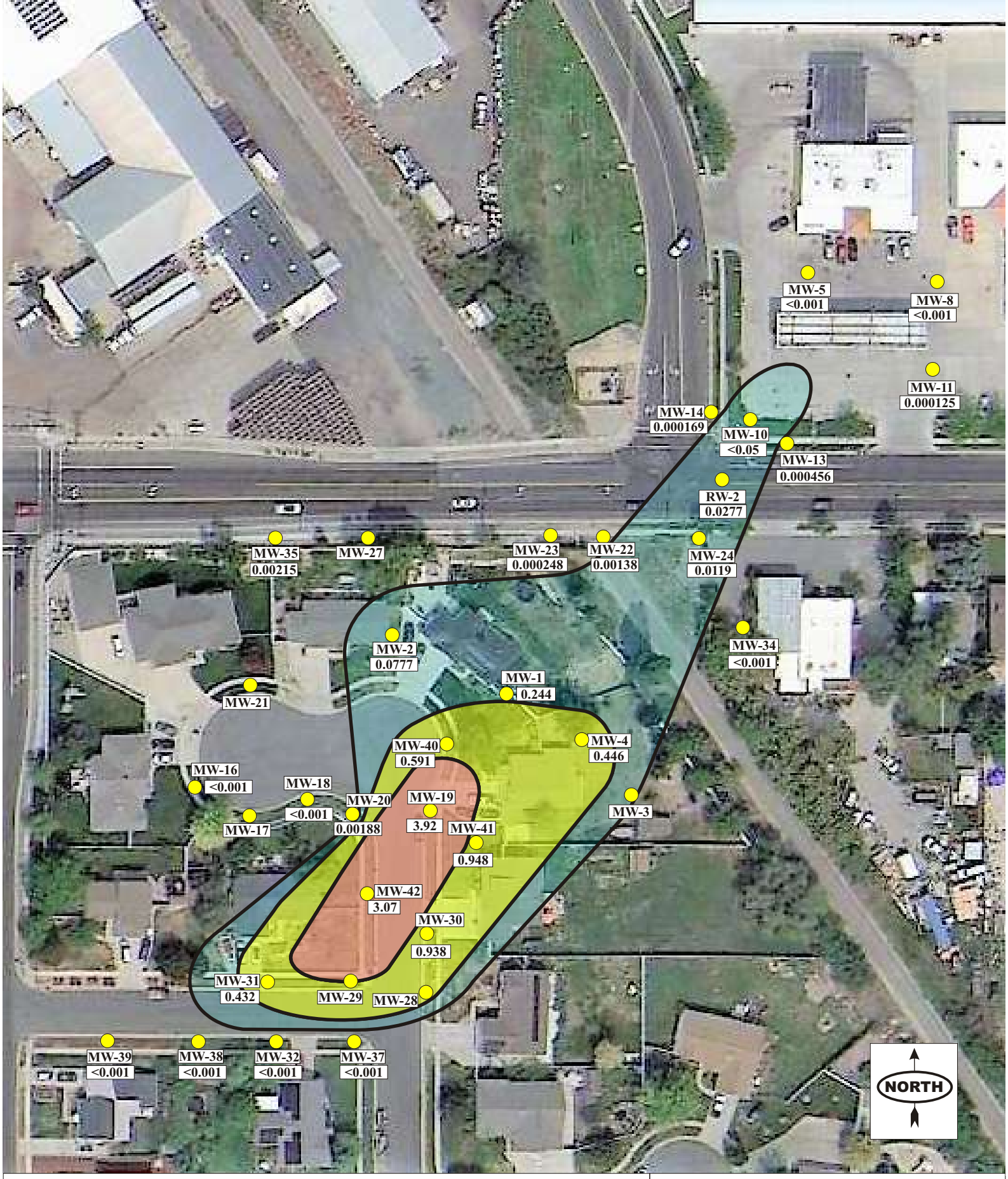


Monitoring Well

**0.432** Benzene (mg/L)

1.0 < 5.0

0.3 < 1.0

0.005 < 0.3

00 90

*Approx. scale in feet*

**Triple Stop Chevron**
**1034 W Gentile Street**
**Layton, Utah**

**Figure 4**

**Dissolved Benzene**
**January 2022**

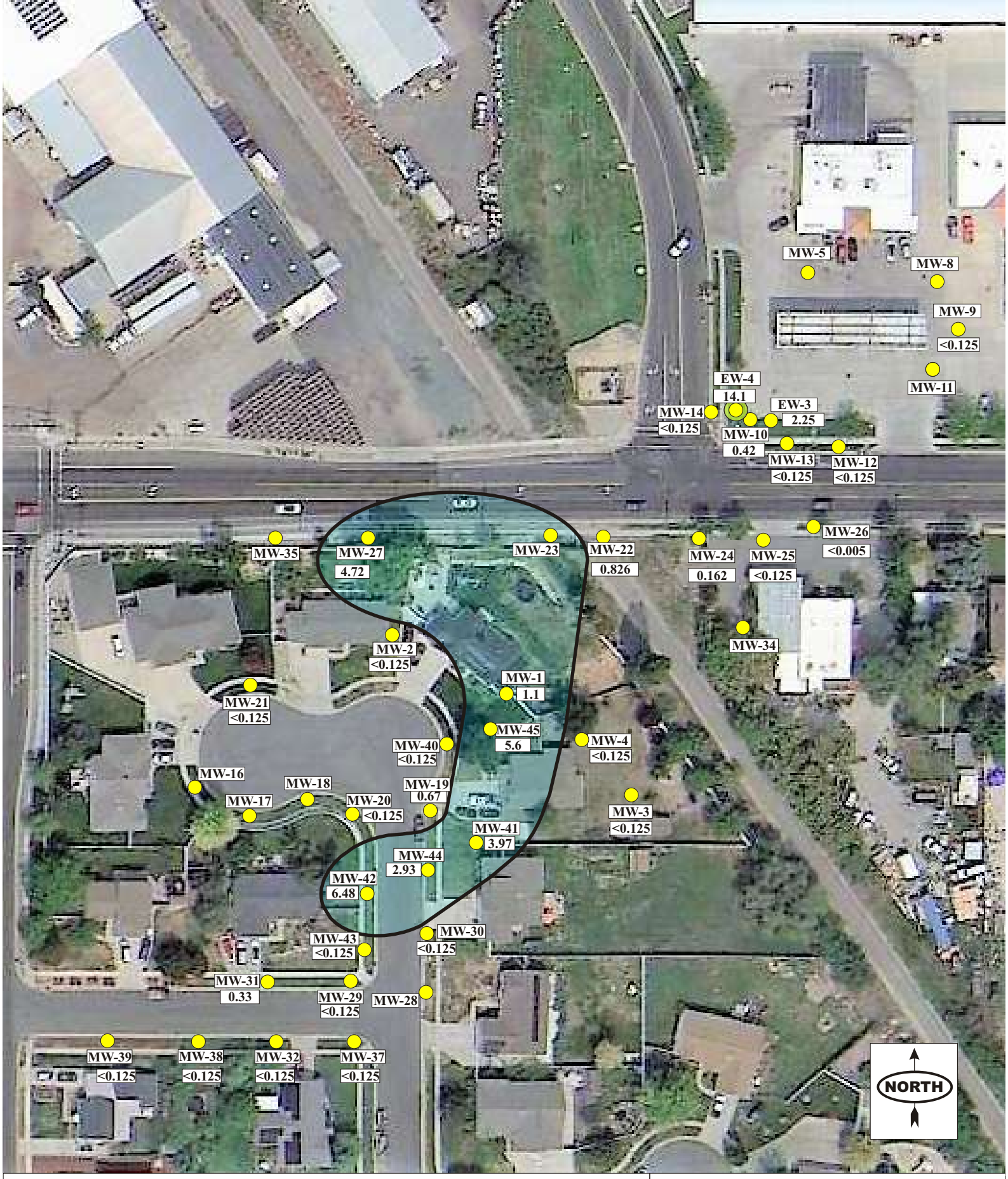


Monitoring Well

**0.432** TPH (mg/L)

> 20

10 < 20

1.0 < 10

00 90

*Approx. scale in feet*

**Triple Stop Chevron**
**1034 W Gentile Street**
**Layton, Utah**

**Figure 5**

**Dissolved TPH**
**July 18-19, 2022**

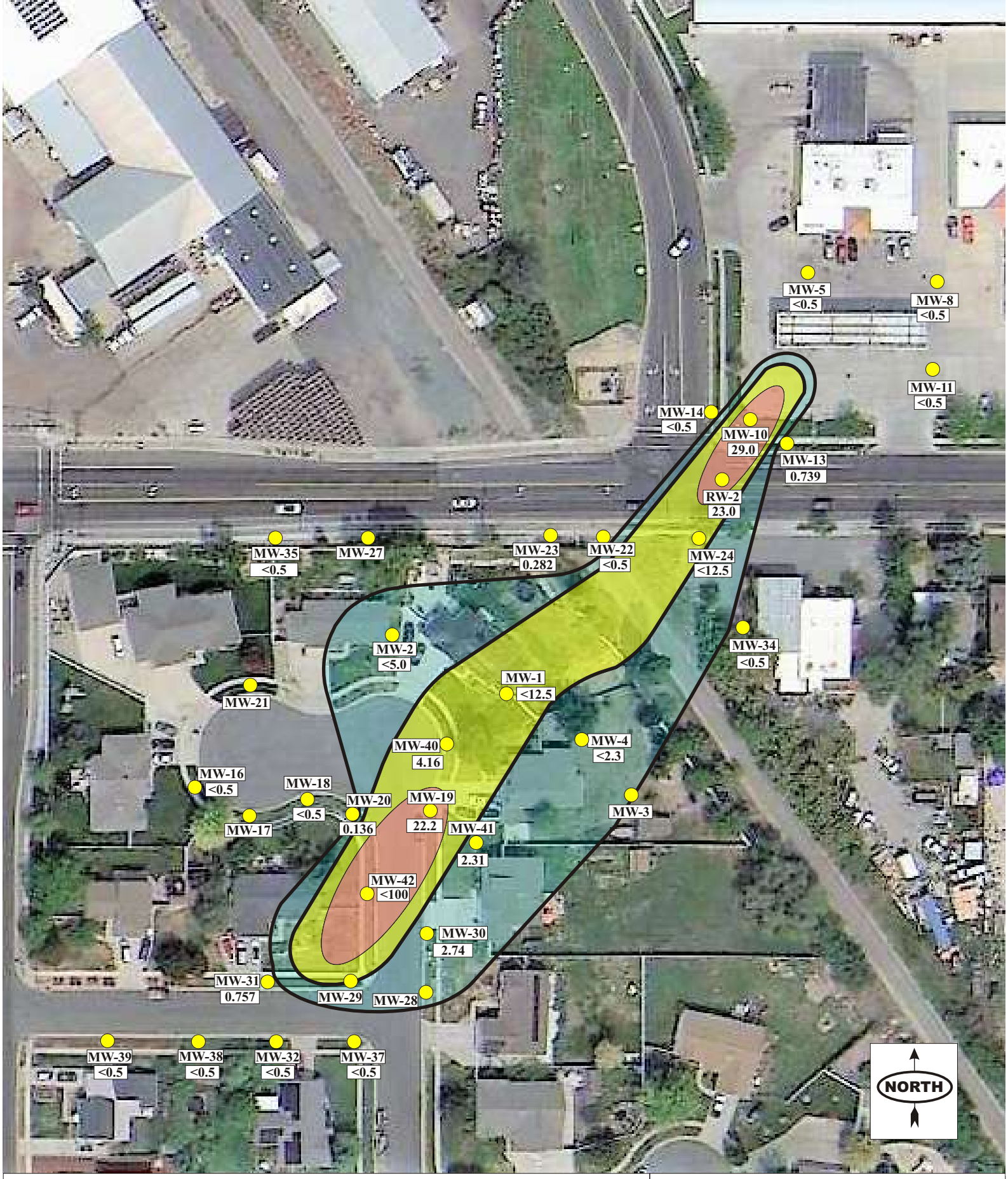


Monitoring Well

**0.432** TPH (mg/L)

> 20

10 < 20

1.0 < 10

00 90

*Approx. scale in feet*

**Triple Stop Chevron**
**1034 W Gentile Street**
**Layton, Utah**

**Figure 6**

**Dissolved TPH**
**January 2022**

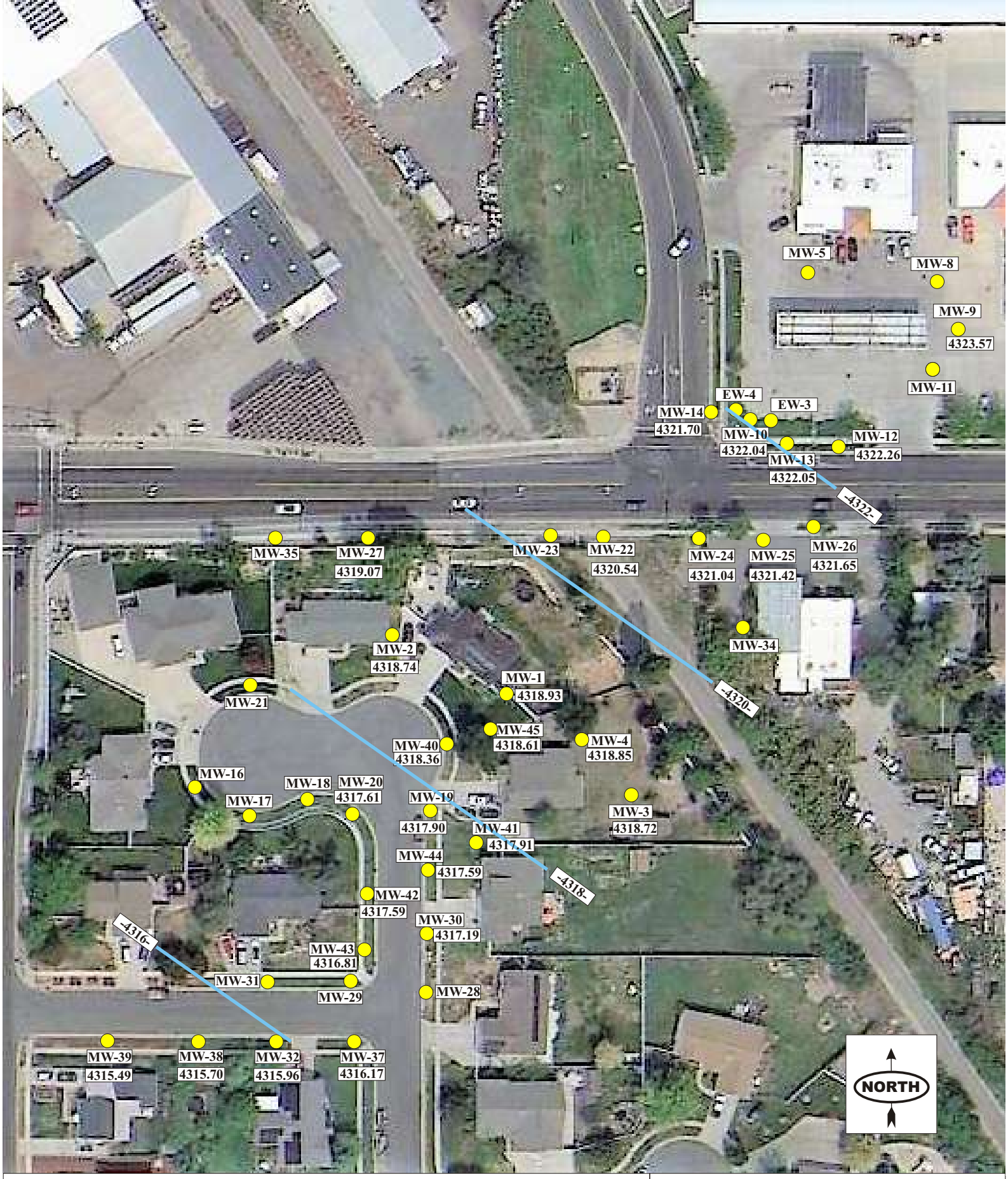


Monitoring Well

(4317.59)= Groundwater Elevation (ft)

= Groundwater Elevation Contour (ft)

00 90

*Approx. scale in feet*

**Triple Stop Chevron**
**1034 W Gentile Street**
**Layton, Utah**

**Figure 7**

**Groundwater Contours**
**July 18-19, 2022**

**Table 1**
**Monitoring Well Data and Analytical Results**
**Triple Stop Chevron**
**1034 West Gentile Street, Layton, Utah**
**Release NUB; Facility ID 3000500**

| Sample ID/ TOC | DATE | TPH-DRO | TPH-GRO | BENZENE | ETHYL-BENZENE | MTBE | NAPH-THALENE | TOLUENE | XYLENES | FPT | DTW | Groundwater Elevation |
|---|---|---|---|---|---|---|---|---|---|---|---|---|
| | MM/DD/YY | (mg/L) | (mg/L) | (mg/L) | (mg/L) | (mg/L) | (mg/L) | (mg/L) | (mg/L) | (feet) | (feet) | (feet) |
| DERR ISL | | **1** | **1** | **0.005** | **0.7** | **0.2** | **0.7** | **1** | **10** | | | |
| DERR Tier 1 | | **10** | **10** | **0.30** | **4** | **0.2** | **0.7** | **3** | **10** | | | |
| **MW-1** | 02/26/19 | **1.3** | **17.6** | **10.60** | **1.28** | <0.005 | **0.101** | **0.416** | **1.63** | NM | NM | 4319.73 |
| **4330.19** | 03/15/19 | **1.1** | **7.67** | **3.06** | **0.377** | <0.005 | **0.037** | **0.595** | **1.41** | 0.00 | 9.77 | 4319.73 |
| | 09/04/19 | **1.06** | **18.00** | **6.70** | **0.551** | <0.00100 | **0.0440** | **2.41** | **3.18** | 0.00 | 10.46 | 4319.73 |
| | 09/26/19 | **1.73** | **11.00** | **5.63** | **0.475** | <0.100 | <0.100 | **2.06** | **2.53** | 0.00 | 10.60 | 4319.59 |
| | 01/06/20 | **0.912** | **25.50** | **4.38** | **0.578** | <0.100 | **0.0773** | **2.08** | **3.28** | 0.00 | 10.71 | 4319.48 |
| | 04/01/20 | **0.440** | **<100** | **1.08** | **0.167** | <0.200 | <1.00 | **0.337** | **0.688** | 0.00 | 10.45 | 4319.74 |
| | 10/29/20 | **0.737** | **15.10** | **3.59** | **0.484** | <0.002 | **0.0385** | **2.040** | **2.110** | 0.00 | 11.20 | 4318.99 |
| | 01/27/21 | **1.10** | **13.1** | **2.84** | **0.565** | <0.0250 | **0.0451** | **0.463** | **1.75** | 0.00 | 11.53 | 4318.66 |
| | 04/07/21 | **1.50** | **2.79** | **2.89** | **0.0644** | <0.00500 | **0.00837** | **1.12** | **0.396** | 0.00 | 10.99 | 4319.20 |
| | 07/15/21 | **1.17** | **132** | **4.24** | **0.781** | <0.200 | <1.00 | **1.3** | **5.58** | 0.00 | 11.27 | 4318.92 |
| | 10/06/2021 | **0.784** | **7.68** | **1.86** | **0.386** | <0.0250 | **0.073** | **0.253** | **2.27** | 0.00 | 11.46 | 4318.73 |
| | 1/12/2022 | **0.305** | **<12.5** | **0.244** | **0.207** | <0.0250 | <0.125 | **0.0362** | **0.686** | 0.00 | 10.67 | 4319.52 |
| | 4/27/2022 | **<1** | **1.64** | **0.322** | **0.131** | <0.005 | **0.01** | **0.072** | **0.395** | 0.00 | 10.87 | 4319.32 |
| | 7/18/2022 | **2.3** | **1.100** | **0.213** | **0.136** | <0.005 | **0.014** | **0.043** | **0.273** | 0.00 | 11.26 | 4318.93 |

**Table 1**
**Monitoring Well Data and Analytical Results**
**Triple Stop Chevron**
**1034 West Gentile Street, Layton, Utah**
**Release NUB; Facility ID 3000500**

| Sample ID/ TOC | DATE | TPH-DRO | TPH-GRO | BENZENE | ETHYL-BENZENE | MTBE | NAPH-THALENE | TOLUENE | XYLENES | FPT | DTW | Groundwater Elevation |
|---|---|---|---|---|---|---|---|---|---|---|---|---|
| | MM/DD/YY | (mg/L) | (mg/L) | (mg/L) | (mg/L) | (mg/L) | (mg/L) | (mg/L) | (mg/L) | (feet) | (feet) | (feet) |
| DERR ISL | | **1** | **1** | **0.005** | **0.7** | **0.2** | **0.7** | **1** | **10** | | | |
| DERR Tier 1 | | **10** | **10** | **0.30** | **4** | **0.2** | **0.7** | **3** | **10** | | | |
| **MW-2** | 02/26/19 | <1.0 | **6.95** | **4.74** | <0.012 | <0.005 | **0.053** | <0.012 | **0.106** | NM | NM | 4319.91 |
| **4330.01** | 03/15/19 | <1.0 | **2.4** | **1.24** | **0.03** | <0.005 | **0.028** | **0.018** | **0.086** | 0.00 | 10.10 | 4319.91 |
| | 09/04/19 | <0.100 | **0.430** | **0.02** | **0.00398** | <0.00100 | <0.00500 | <0.00100 | <0.00300 | 0.00 | 10.58 | 4319.43 |
| | 01/06/20 | **0.0807** | **1.760** | **0.33** | **0.0522** | <0.00100 | **0.00473** | **0.000562** | **0.0182** | 0.00 | 10.92 | 4319.09 |
| | 04/01/20 | **0.383** | **4.480** | **0.76** | **0.132** | <0.0100 | **0.0309** | **0.0134** | **0.6320** | 0.00 | 10.65 | 4319.36 |
| | 10/29/20 | **0.636** | **9.050** | **1.12** | **0.370** | <0.001 | **0.0532** | **0.0226** | **1.2** | 0.00 | 11.28 | 4318.73 |
| | 01/27/21 | **0.139** | **2.92** | **0.282** | **0.115** | <0.0100 | <0.0500 | **0.3220** | **0.584** | 0.00 | 11.61 | 4318.40 |
| | 04/07/21 | **0.418** | **1.45** | **0.264** | **0.0441** | <0.0100 | <0.0500 | **0.0102** | **0.121** | 0.00 | 11.10 | 4318.91 |
| | 07/15/21 | <0.100 | **0.575** | **0.00204** | **0.000733** | <0.00100 | <0.00500 | <0.00100 | **0.000697** | 0.00 | 11.27 | 4318.74 |
| | 10/06/2021 | **0.403** | **7.67** | **0.527** | **0.307** | <0.0100 | **0.0492** | **0.0519** | **2.32** | 0.00 | 11.49 | 4318.52 |
| | 1/12/2022 | <0.100 | **<5.0** | **0.0777** | **0.108** | <0.0100 | <0.0500 | **0.0145** | **0.333** | 0.00 | 10.98 | 4319.03 |
| | 4/27/2022 | <1 | <0.125 | **0.01** | **0.02** | <0.005 | <0.012 | <0.012 | **0.014** | 0.00 | 11.08 | 4318.93 |
| | 7/18/2022 | <1 | <0.125 | **0.008** | **0.008** | <0.005 | <0.012 | <0.012 | <0.012 | 0.00 | 11.27 | 4318.74 |
| **MW-3*** | 03/15/19 | <1.0 | **2.71** | **0.550** | **0.073** | <0.005 | <0.012 | **0.027** | **0.813** | 0.00 | 9.51 | 4319.78 |
| **MW-3** | 03/19/19 | <1.0 | <0.125 | <0.005 | <0.012 | <0.005 | <0.012 | <0.012 | <0.012 | 0.00 | 8.72 | 4320.57 |
| **4329.29** | 09/04/19 | <0.100 | **0.327** | <0.00100 | <0.00100 | <0.00100 | <0.00100 | <0.00100 | <0.00100 | 0.00 | 9.74 | 4319.55 |
| | 01/06/20 | <0.100 | <0.500 | <0.00100 | <0.00100 | <0.00100 | <0.00100 | <0.00100 | <0.00100 | 0.00 | 9.84 | 4319.45 |
| | 04/01/20 | <0.100 | <0.500 | **0.00168** | <0.00100 | <0.00100 | <0.00500 | <0.00100 | <0.00100 | 0.00 | 9.54 | 4319.75 |
| | 7/18/2022 | <1.0 | <0.125 | <0.005 | <0.012 | <0.005 | <0.012 | <0.012 | <0.012 | 0.00 | 10.57 | 4318.72 |

**Table 1**
**Monitoring Well Data and Analytical Results**
**Triple Stop Chevron**
**1034 West Gentile Street, Layton, Utah**
**Release NUB; Facility ID 3000500**

| Sample ID/ TOC | DATE | TPH-DRO | TPH-GRO | BENZENE | ETHYL-BENZENE | MTBE | NAPH-THALENE | TOLUENE | XYLENES | FPT | DTW | Groundwater Elevation |
|---|---|---|---|---|---|---|---|---|---|---|---|---|
| | MM/DD/YY | (mg/L) | (mg/L) | (mg/L) | (mg/L) | (mg/L) | (mg/L) | (mg/L) | (mg/L) | (feet) | (feet) | (feet) |
| DERR ISL | | **1** | **1** | **0.005** | **0.7** | **0.2** | **0.7** | **1** | **10** | | | |
| DERR Tier 1 | | **10** | **10** | **0.30** | **4** | **0.2** | **0.7** | **3** | **10** | | | |
| **MW-4*** | 03/15/19 | <1.0 | <0.125 | <0.005 | <0.012 | <0.005 | <0.012 | <0.012 | <0.012 | 0.00 | 8.83 | 4321.22 |
| **MW-4** | 03/19/19 | <1.0 | **1.23** | **0.2560** | **0.020** | <0.005 | <0.012 | <0.012 | **0.302** | 0.00 | 9.40 | 4320.65 |
| **4330.05** | 09/04/19 | <0.100 | **0.351** | **0.0050** | <0.00100 | <0.00100 | <0.00100 | <0.00100 | <0.00100 | 0.00 | 10.35 | 4319.70 |
| | 01/06/20 | <0.100 | **1.680** | **0.3350** | **0.00165** | <0.00100 | <0.00100 | **0.0149** | **0.0103** | 0.00 | 10.56 | 4319.49 |
| | 04/01/20 | <0.100 | **0.259** | **0.09860** | <0.00100 | <0.00100 | <0.00500 | **0.00319** | <0.00300 | 0.00 | 10.22 | 4319.83 |
| | 10/29/20 | <0.100 | **0.0598** | **0.0110** | <0.00100 | <0.00100 | <0.00500 | <0.00100 | <0.00300 | 0.00 | 11.00 | 4319.05 |
| | 01/27/21 | <0.100 | <0.500 | **0.00222** | <0.00100 | <0.00100 | <0.00500 | <0.00100 | <0.00300 | 0.00 | 11.37 | 4318.68 |
| | 04/07/21 | **0.0421** | <0.500 | **0.0101** | <0.00100 | <0.00100 | <0.00500 | <0.00100 | **0.000772** | 0.00 | 10.80 | 4319.25 |
| | 07/15/21 | <0.100 | <0.500 | **0.00301** | <0.00100 | <0.00100 | <0.00500 | <0.00100 | <0.00300 | 0.00 | 11.13 | 4318.92 |
| | 10/06/2021 | <0.100 | **1** | **0.237** | **0.00154** | <0.00100 | <0.00500 | **0.00752** | **0.0413** | 0.00 | 11.32 | 4318.73 |
| | 1/11/2022 | **0.695** | **2.3** | **0.446** | **0.0118** | <0.005 | **0.0145** | **0.00203** | **0.24** | 0.00 | 10.67 | 4319.38 |
| | 7/18/2022 | <1 | <0.125 | **0.013** | <0.012 | <0.005 | <0.012 | <0.012 | <0.012 | 0.00 | 11.20 | 4318.85 |
| **MW-5** | 03/15/19 | <1.0 | <0.125 | <0.005 | <0.012 | <0.005 | <0.012 | <0.012 | <0.012 | 0.00 | 8.65 | 4325.22 |
| **4333.87** | 01/13/22 | <0.100 | <0.5 | | <0.00100 | <0.00100 | <0.00500 | <0.00100 | <0.00300 | 0.00 | 10.93 | 4322.94 |
| **MW-6 4334.12** | 03/15/19 | <1.0 | <0.125 | <0.005 | <0.012 | <0.005 | <0.012 | <0.012 | <0.012 | 0.00 | 8.50 | 4325.62 |
| **MW-7 4333.96** | 03/15/19 | <1.0 | <0.125 | <0.005 | <0.012 | <0.005 | <0.012 | <0.012 | <0.012 | 0.00 | 8.51 | 4325.45 |

**Table 1**
**Monitoring Well Data and Analytical Results**
**Triple Stop Chevron**
**1034 West Gentile Street, Layton, Utah**
**Release NUB; Facility ID 3000500**

| Sample ID/ TOC | DATE | TPH-DRO | TPH-GRO | BENZENE | ETHYL-BENZENE | MTBE | NAPH-THALENE | TOLUENE | XYLENES | FPT | DTW | Groundwater Elevation |
|---|---|---|---|---|---|---|---|---|---|---|---|---|
| | MM/DD/YY | (mg/L) | (mg/L) | (mg/L) | (mg/L) | (mg/L) | (mg/L) | (mg/L) | (mg/L) | (feet) | (feet) | (feet) |
| DERR ISL | | **1** | **1** | **0.005** | **0.7** | **0.2** | **0.7** | **1** | **10** | | | |
| DERR Tier 1 | | **10** | **10** | **0.30** | **4** | **0.2** | **0.7** | **3** | **10** | | | |
| **MW-8** | 03/15/19 | <1.0 | <0.125 | <0.005 | <0.012 | <0.005 | <0.012 | <0.012 | <0.012 | 0.00 | 9.07 | 4325.81 |
| **4334.88** | 09/04/19 | <0.100 | **0.33** | <0.00100 | <0.00100 | <0.00100 | <0.00100 | <0.00100 | <0.00100 | 0.00 | 10.31 | 4324.57 |
| | 01/06/20 | <0.100 | <0.500 | <0.00100 | <0.00100 | <0.00100 | <0.00100 | <0.00100 | <0.00100 | 0.00 | 10.16 | 4324.72 |
| | 03/31/20 | <0.100 | <0.500 | <0.00100 | <0.00100 | <0.00100 | <0.00100 | <0.00100 | <0.00100 | 0.00 | 9.96 | 4324.92 |
| | 10/29/20 | <0.0247 | <0.100 | <0.00100 | <0.00100 | <0.0001 | **0.00101** | <0.00100 | <0.00300 | 0.00 | 10.96 | 4323.92 |
| | 01/27/21 | <0.100 | <0.500 | **0.000136** | <0.00100 | <0.00100 | <0.00500 | <0.00100 | <0.00300 | 0.00 | 11.04 | 4323.84 |
| | 04/08/21 | <0.100 | <0.500 | <0.00100 | <0.00100 | <0.00100 | <0.00500 | <0.00100 | <0.00300 | 0.00 | 10.49 | 4324.39 |
| | 07/13/21 | <0.100 | <0.500 | <0.00100 | <0.00100 | <0.00100 | <0.00500 | <0.00100 | <0.00300 | 0.00 | 10.90 | 4323.98 |
| | 10/07/2021 | <0.100 | <0.500 | <0.00100 | <0.00100 | <0.00100 | **0.0171** | <0.00100 | <0.00300 | 0.00 | 11.26 | 4323.62 |
| | 1/13/2022 | <0.100 | <0.500 | <0.00100 | <0.00100 | <0.00100 | <0.00500 | <0.00100 | <0.00300 | 0.00 | 10.37 | 4324.51 |
| **MW-9** | 03/15/19 | **0.0379** | <0.125 | <0.005 | <0.012 | <0.005 | <0.012 | <0.012 | <0.012 | 0.00 | 8.95 | 4325.62 |
| **4334.57** | 7/19/2022 | <1 | <0.125 | <0.005 | <0.012 | <0.005 | <0.012 | <0.012 | <0.012 | 0.00 | 11.00 | 4323.57 |
| **MW-10** | 03/12/19 | **13.2** | **33.1** | **9.32** | **1.12** | <0.005 | **0.221** | **4.65** | **7.72** | 0.09 | 10.10 | 4324.43 |
| **4334.46** | 03/15/19 | **11.8** | **78.0** | **14.5** | **2.32** | <0.005 | **0.394** | **25.1** | **18.1** | 0.00 | 10.00 | 4324.46 |
| | 03/20/19 | **13.3** | **68.7** | **13.8** | **2.13** | <0.100 | **0.598** | **17.9** | **16.2** | 0.00 | 9.98 | 4324.48 |
| | 04/08/21 | **10.8** | **23.1** | **0.0662** | **0.119** | <0.050 | **0.177** | **0.710** | **6.88** | 0.00 | 12.10 | 4322.36 |
| | 10/08/2021 | **1.68** | **10.8** | **0.0741** | **0.309** | <0.0500 | **0.153** | **1.64** | **4.36** | 0.01 | 12.86 | 4321.61 |
| | 01/12/22 | **2.87** | **29** | **<0.05** | **0.571** | <0.0500 | **0.174** | **0.802** | **9.83** | 0.01 | 12.01 | 4322.46 |
| | 6/10/2022 | **5.5** | **10.1** | <0.005 | <0.012 | <0.005 | **0.033** | **0.107** | **3.34** | 0.00 | NM | |
| | 7/19/2022 | <1.0 | **0.42** | <0.005 | <0.012 | <0.005 | <0.012 | <0.012 | **0.152** | 0.00 | 12.42 | 4322.04 |
| **MW-11** | 03/15/19 | <1.0 | <0.125 | <0.005 | <0.012 | <0.005 | <0.012 | <0.012 | <0.012 | 0.00 | 9.16 | 4325.53 |
| **4334.69** | 01/11/22 | <0.100 | <0.500 | **0.000125** | <0.00100 | <0.00100 | <0.005 | **0.000429** | **0.000440** | 0.00 | 9.16 | 4325.53 |

**Table 1**
**Monitoring Well Data and Analytical Results**
**Triple Stop Chevron**
**1034 West Gentile Street, Layton, Utah**
**Release NUB; Facility ID 3000500**

| Sample ID/ TOC | DATE | TPH-DRO | TPH-GRO | BENZENE | ETHYL-BENZENE | MTBE | NAPH-THALENE | TOLUENE | XYLENES | FPT | DTW | Groundwater Elevation |
|---|---|---|---|---|---|---|---|---|---|---|---|---|
| | MM/DD/YY | (mg/L) | (mg/L) | (mg/L) | (mg/L) | (mg/L) | (mg/L) | (mg/L) | (mg/L) | (feet) | (feet) | (feet) |
| DERR ISL | | **1** | **1** | **0.005** | **0.7** | **0.2** | **0.7** | **1** | **10** | | | |
| DERR Tier 1 | | **10** | **10** | **0.30** | **4** | **0.2** | **0.7** | **3** | **10** | | | |
| **MW-12** | 02/27/19 | <1.0 | **4.54** | **0.32** | **0.019** | <0.005 | <0.012 | **0.125** | **0.069** | NM | NM | -- |
| **4332.49** | 03/15/19 | <1.0 | **4.92** | **0.1580** | **0.012** | <0.005 | <0.012 | **0.082** | **0.044** | 0.00 | 7.46 | 4325.03 |
| | 09/05/19 | **0.0562** | **2.11** | **0.0746** | **0.00274** | <0.00100 | <0.00500 | **0.00673** | **0.0107** | 0.00 | 10.57 | 4321.92 |
| | 01/08/20 | <0.100 | **0.193** | **0.0076** | <0.00100 | <0.00100 | <0.00500 | <0.00100 | **0.00110** | 0.00 | 9.49 | 4323.00 |
| | 03/31/20 | <0.100 | **0.159** | **0.0036** | <0.00100 | <0.00100 | <0.00500 | <0.00100 | **0.00172** | 0.00 | 9.23 | 4323.26 |
| | 7/19/2022 | <1 | <0.125 | <0.005 | <0.012 | <0.005 | <0.012 | <0.012 | <0.012 | 0.00 | 10.23 | 4322.26 |
| **MW-13** | 02/27/19 | **4.4** | **19.0** | **4.980** | **1.06** | <0.200 | <0.500 | **4.57** | **8.38** | NM | NM | 4324.82 |
| **4332.82** | 03/15/19 | **2.1** | **10.7** | **2.29** | **0.464** | <0.005 | **0.039** | **1.27** | **3.06** | 0.00 | 8.00 | 4324.82 |
| | 03/20/18 | **2.9** | **17.0** | **3.020** | **0.635** | <0.005 | **0.045** | **1.97** | **4.42** | 0.00 | 8.01 | 4324.81 |
| | 09/05/19 | **2.5** | **57.3** | **2.530** | **1.53** | <0.00100 | **0.171** | **1.47** | **11.50** | 0.00 | 9.88 | 4322.94 |
| | 01/08/20 | **0.655** | **4.09** | **0.225** | **0.133** | <0.100 | **0.0298** | **0.0127** | **0.756** | 0.00 | 10.02 | 4322.80 |
| | 03/31/20 | **1.270** | **4.38** | **0.402** | **0.220** | <0.0100 | **0.0383** | **0.0317** | **1.340** | 0.00 | 9.78 | 4323.04 |
| | 10/29/20 | **0.762** | **4.19** | **0.532** | **0.191** | <0.001 | **0.0688** | **0.0573** | **0.876** | 0.00 | 10.53 | 4322.29 |
| | 01/27/21 | **0.146** | <0.500 | **0.00343** | **0.00280** | <0.001 | **0.00195** | <0.00100 | **0.00209** | 0.00 | 10.56 | 4322.26 |
| | 04/08/21 | **0.267** | **0.272** | **0.00200** | **0.00305** | <0.00100 | <0.00500 | <0.00100 | **0.000462** | 0.00 | 10.12 | 4322.70 |
| | 07/13/21 | **1.6** | **8.52** | **0.00349** | **0.524** | <0.00100 | **0.0881** | **0.091** | **3.88** | 0.00 | 10.39 | 4322.43 |
| | 10/08/2021 | **3.35** | **9.96** | **0.0144** | **0.771** | <0.0500 | **0.146** | **0.214** | **4.03** | 0.00 | 10.81 | 4322.01 |
| | 1/12/2022 | **0.153** | **0.739** | **0.000456** | **0.0297** | <0.001 | **0.00251** | <0.00100 | **0.0122** | 0.00 | | |
| | 7/19/2022 | <1 | <0.125 | <0.005 | <0.012 | <0.005 | <0.012 | <0.012 | <0.012 | 0.00 | 10.77 | 4322.05 |

**Table 1**
**Monitoring Well Data and Analytical Results**
**Triple Stop Chevron**
**1034 West Gentile Street, Layton, Utah**
**Release NUB; Facility ID 3000500**

| Sample ID/ TOC | DATE | TPH-DRO | TPH-GRO | BENZENE | ETHYL-BENZENE | MTBE | NAPH-THALENE | TOLUENE | XYLENES | FPT | DTW | Groundwater Elevation |
|---|---|---|---|---|---|---|---|---|---|---|---|---|
| | MM/DD/YY | (mg/L) | (mg/L) | (mg/L) | (mg/L) | (mg/L) | (mg/L) | (mg/L) | (mg/L) | (feet) | (feet) | (feet) |
| DERR ISL | | **1** | **1** | **0.005** | **0.7** | **0.2** | **0.7** | **1** | **10** | | | |
| DERR Tier 1 | | **10** | **10** | **0.30** | **4** | **0.2** | **0.7** | **3** | **10** | | | |
| **MW-14** | 02/27/19 | **3.3** | **13.5** | **2.090** | **0.511** | <0.005 | **0.046** | **0.804** | **3.44** | NM | NM | -- |
| **4332.86** | 03/15/19 | **2.5** | **9.21** | **1.16** | **0.365** | <0.005 | **0.039** | **0.765** | **2.56** | 0.00 | 8.77 | 4324.09 |
| | 03/20/19 | **2.1** | **11.0** | **2.380** | **0.341** | <0.005 | **0.034** | **1.44** | **2.43** | 0.00 | 8.77 | 4324.09 |
| | 09/05/19 | **0.415** | **6.3** | **0.798** | **0.082** | <0.00100 | **0.0204** | **0.485** | **0.428** | 0.00 | 10.22 | 4322.64 |
| | 01/08/20 | <0.100 | **1.02** | **0.018** | **0.00143** | <0.00100 | <0.00500 | **0.000857** | **0.00136** | 0.00 | 10.30 | 4322.56 |
| | 03/31/20 | <0.100 | **0.811** | **0.032** | **0.00282** | <0.00100 | <0.00100 | **0.00119** | **0.00383** | 0.00 | 10.05 | 4322.81 |
| | 10/29/20 | <0.247 | **0.375** | **0.000960** | **0.00019** | <0.0001 | <0.0050 | <0.00100 | **0.00048** | 0.00 | 11.01 | 4321.85 |
| | 01/27/21 | <0.100 | <0.500 | **0.000308** | <0.00100 | <0.00100 | <0.00500 | <0.00100 | <0.00300 | 0.00 | 11.25 | 4321.61 |
| | 04/08/21 | **0.0247** | **0.292** | <0.00100 | <0.00100 | <0.00100 | <0.00500 | <0.00100 | <0.00300 | 0.00 | 10.71 | 4322.15 |
| | 07/13/21 | **0.0601** | **0.596** | <0.00100 | <0.00100 | <0.00100 | **0.00242** | <0.00100 | <0.00300 | 0.00 | 10.90 | 4321.96 |
| | 10/08/2021 | <0.100 | <0.500 | **0.000383** | <0.00100 | <0.00100 | **0.013** | <0.00100 | <0.00300 | 0.00 | 11.24 | 4321.62 |
| | 1/12/2022 | <0.100 | <0.500 | **0.000169** | <0.00100 | <0.00100 | <0.00500 | <0.00100 | <0.00300 | 0.00 | | |
| | 7/19/2022 | <1 | <0.125 | <0.005 | <0.012 | <0.005 | <0.012 | <0.012 | <0.012 | 0.00 | 11.16 | 4321.70 |
| **MW-15** | 02/27/19 | <1.0 | **3.28** | **0.3180** | <0.012 | <0.005 | <0.012 | <0.012 | **0.0130** | NM | NM | -- |
| **4333.42** | 03/15/19 | <1.0 | **0.334** | **0.038** | <0.012 | <0.005 | <0.012 | <0.012 | <0.012 | 0.00 | 9.43 | 4323.99 |
| | 09/05/19 | <0.100 | **0.217** | **0.0018** | <0.00100 | <0.00100 | <0..00500 | <0.00100 | <0.00300 | 0.00 | 10.56 | 4322.86 |
| | 01/08/20 | <0.100 | <0.500 | <0.00100 | <0.00100 | <0.00100 | <0..00500 | <0.00100 | <0.00300 | 0.00 | 10.60 | 4322.82 |
| | 03/31/20 | <0.100 | <0.500 | <0.00100 | <0.00100 | <0.00100 | <0..00500 | <0.00100 | <0.00300 | 0.00 | 10.37 | 4323.05 |
| **MW-16** | 03/15/19 | <1.0 | <0.125 | <0.005 | <0.012 | <0.005 | <0.012 | <0.012 | <0.012 | 0.00 | 10.10 | 4318.11 |
| **4328.21** | 09/04/19 | <0.100 | **0.323** | <0.00100 | <0.00100 | <0.00100 | <0.00500 | <0.00100 | <0.00300 | 0.00 | 10.30 | 4317.91 |
| | 01/06/20 | <0.100 | <0.500 | <0.00100 | <0.00100 | <0.00100 | <0.00500 | <0.00100 | <0.00300 | 0.00 | 11.02 | 4317.19 |
| | 04/01/20 | <0.100 | <0.500 | <0.00100 | <0.00100 | <0.00100 | <0.00500 | <0.00100 | <0.00300 | 0.00 | 10.71 | 4317.50 |
| | 01/11/22 | <0.100 | <0.500 | <0.00100 | <0.00100 | <0.00100 | <0.00500 | <0.00100 | <0.00300 | 0.00 | 10.88 | 4317.33 |
| **MW-17 4327.91** | 03/15/19 | <1.0 | <0.125 | <0.005 | <0.012 | <0.005 | <0.012 | <0.012 | <0.012 | 0.00 | 9.62 | 4318.29 |

**Table 1**
**Monitoring Well Data and Analytical Results**
**Triple Stop Chevron**
**1034 West Gentile Street, Layton, Utah**
**Release NUB; Facility ID 3000500**

| Sample ID/ TOC | DATE | TPH-DRO | TPH-GRO | BENZENE | ETHYL-BENZENE | MTBE | NAPH-THALENE | TOLUENE | XYLENES | FPT | DTW | Groundwater Elevation |
|---|---|---|---|---|---|---|---|---|---|---|---|---|
| | MM/DD/YY | (mg/L) | (mg/L) | (mg/L) | (mg/L) | (mg/L) | (mg/L) | (mg/L) | (mg/L) | (feet) | (feet) | (feet) |
| DERR ISL | | **1** | **1** | **0.005** | **0.7** | **0.2** | **0.7** | **1** | **10** | | | |
| DERR Tier 1 | | **10** | **10** | **0.30** | **4** | **0.2** | **0.7** | **3** | **10** | | | |
| **MW-18** | 03/15/19 | <1.0 | <0.125 | <0.005 | <0.012 | <0.005 | <0.012 | <0.012 | <0.012 | 0.00 | 9.12 | 4318.62 |
| **4327.74** | 09/04/19 | <0.100 | **0.324** | <0.00100 | <0.00100 | <0.00100 | <0.00500 | <0.00100 | <0.00300 | 0.00 | 9.45 | 4318.29 |
| | 01/06/20 | <0.100 | <0.500 | **0.00159** | <0.00100 | <0.00100 | <0.00500 | <0.00100 | <0.00300 | 0.00 | 10.01 | 4317.73 |
| | 04/01/20 | <0.100 | <0.500 | <0.00100 | <0.00100 | <0.00100 | <0.00500 | <0.00100 | <0.00300 | 0.00 | 9.71 | 4318.03 |
| | 04/07/21 | **0.0531** | **0.150** | **0.0181** | <0.00100 | **0.000169** | <0.00100 | <0.00100 | **0.00117** | 0.00 | 10.26 | 4317.48 |
| | 07/15/21 | <0.100 | <0.500 | **0.00731** | <0.00100 | <0.00100 | <0.00500 | <0.00100 | <0.00300 | 0.00 | 10.26 | 4317.48 |
| | 10/06/2021 | <0.100 | <0.500 | <0.00100 | <0.00100 | <0.00100 | <0.00500 | <0.00100 | <0.00300 | 0.00 | 10.51 | 4317.23 |
| | 1/11/2022 | <0.100 | <0.500 | <0.00100 | <0.00100 | <0.00100 | <0.00500 | <0.00100 | <0.00300 | 0.00 | 10.00 | 4317.74 |
| **MW-19** | 03/15/19 | <1.0 | **6.29** | **4.23** | **0.423** | <0.005 | **0.040** | **0.085** | **0.333** | 0.00 | 8.05 | 4319.07 |
| **4327.12** | 09/04/19 | **1.47** | **10.30** | **8.130** | **0.81** | <0.00100 | **0.0548** | **0.0589** | **0.0589** | 0.00 | 8.46 | 4318.66 |
| | 09/27/19 | **1.68** | **12.50** | **9.700** | **0.746** | <0.0400 | **0.0862** | **0.0464** | **1.51** | 0.00 | 8.61 | 4318.51 |
| | 01/07/20 | **0.198** | **4.56** | **2.140** | **0.0558** | <0.00100 | **0.00401** | **0.00165** | <0.00300 | 0.00 | 8.83 | 4318.29 |
| | 04/01/20 | **0.559** | **14.20** | **4.580** | **0.3720** | <0.00500 | <0.250 | <0.0500 | **0.0569** | 0.00 | 8.59 | 4318.53 |
| | 10/29/20 | **0.371** | **5.59** | **1.190** | **0.2240** | <0.005 | <0.05 | **0.08530** | **0.517** | 0.00 | 9.23 | 4317.89 |
| | 01/27/21 | **0.313** | **1.47** | **0.340** | **0.156** | <0.0100 | <0.0500 | **0.00886** | **0.00742** | 0.00 | 9.66 | 4317.46 |
| | 04/07/21 | **2.04** | **36.4** | **3.98** | **0.998** | <0.00500 | **0.0521** | **4.06** | **4.22** | 0.00 | 9.10 | 4318.02 |
| | 07/14/21 | **1.09** | **48.3** | **5.31** | **0.938** | <0.0500 | **0.0731** | **0.526** | **3.18** | 0.00 | 9.24 | 4317.88 |
| | 10/06/2021 | **0.861** | **11.6** | **3.04** | **0.593** | <0.0100 | **0.0762** | **0.319** | **1.5** | 0.00 | 9.48 | 4317.64 |
| | 1/12/2022 | **1.06** | **22.2** | **3.92** | **0.791** | <0.025 | **0.0851** | **0.511** | **3.85** | 0.00 | | |
| | 4/27/2022 | **1.7** | **8.3** | **1.84** | **0.541** | <0.005 | **0.063** | **0.243** | **2.61** | 0.00 | 9.00 | 4318.12 |
| | 5/12/2022 | <1.0 | <0.125 | <0.005 | <0.012 | <0.005 | <0.012 | <0.012 | <0.012 | 0.00 | NM | |
| | 7/19/2022 | **1.7** | **0.67** | 0.097 | **0.03** | <0.005 | **0.02** | <0.012 | **0.16** | 0.00 | 9.22 | 4317.90 |

**Table 1**
**Monitoring Well Data and Analytical Results**
**Triple Stop Chevron**
**1034 West Gentile Street, Layton, Utah**
**Release NUB; Facility ID 3000500**

| Sample ID/ TOC | DATE | TPH-DRO | TPH-GRO | BENZENE | ETHYL-BENZENE | MTBE | NAPH-THALENE | TOLUENE | XYLENES | FPT | DTW | Groundwater Elevation |
|---|---|---|---|---|---|---|---|---|---|---|---|---|
| | MM/DD/YY | (mg/L) | (mg/L) | (mg/L) | (mg/L) | (mg/L) | (mg/L) | (mg/L) | (mg/L) | (feet) | (feet) | (feet) |
| DERR ISL | | **1** | **1** | **0.005** | **0.7** | **0.2** | **0.7** | **1** | **10** | | | |
| DERR Tier 1 | | **10** | **10** | **0.30** | **4** | **0.2** | **0.7** | **3** | **10** | | | |
| **MW-20** | 03/15/19 | <1.0 | <0.125 | <0.005 | <0.012 | <0.005 | <0.012 | <0.012 | <0.012 | 0.00 | 8.75 | 4318.61 |
| **4327.36** | 04/07/21 | **0.0686** | **3.36** | **1.43** | **0.0210** | <0.0100 | **0.00222** | **0.0127** | **0.0169** | 0.00 | 9.72 | 4317.64 |
| | 07/14/21 | **0.268** | **15.9** | **1.82** | **0.161** | <0.0200 | **0.0359** | **0.136** | **0.0888** | 0.00 | 9.76 | 4317.60 |
| | 10/06/2021 | **0.117** | **0.598** | **0.132** | **0.0868** | <0.00100 | **0.00653** | **0.00223** | **0.00159** | 0.00 | 10.02 | 4317.34 |
| | 1/11/2022 | <0.100 | **0.136** | **0.00188** | **0.000185** | <0.00100 | <0.005 | <0.001 | <0.003 | 0.00 | 9.49 | 4317.87 |
| | 4/27/2022 | <1 | <0.125 | <0.005 | <0.012 | <0.005 | <0.012 | <0.012 | <0.012 | 0.00 | 9.56 | 4317.80 |
| | 7/18/2022 | <1 | <0.125 | <0.005 | <0.012 | <0.005 | <0.012 | <0.012 | <0.012 | 0.00 | 9.75 | 4317.61 |
| **MW-21** | 03/15/19 | <1.0 | <0.125 | <0.005 | <0.012 | <0.005 | <0.012 | <0.012 | <0.012 | 0.00 | 9.55 | 4318.77 |
| **4328.32** | 09/04/19 | <0.100 | **0.361** | <0.00100 | <0.00100 | <0.00100 | <0.00500 | <0.00100 | <0.00300 | 0.00 | 9.73 | 4318.59 |
| | 01/06/20 | **0.19** | <0.500 | **0.00065** | <0.00100 | <0.00100 | <0.00500 | <0.00100 | <0.00300 | 0.00 | 10.35 | 4317.97 |
| | 04/01/20 | <0.100 | <0.500 | **0.00756** | <0.00100 | <0.00100 | <0.00500 | <0.00100 | <0.00300 | 0.00 | 10.09 | 4318.23 |
| | 7/18/2022 | <1 | <0.125 | <0.005 | <0.012 | <0.005 | <0.012 | <0.012 | <0.012 | 0.00 | 10.49 | 4317.83 |
| **MW-22** | 02/27/19 | **6.7** | **41.4** | **6.32** | **2.12** | <0.200 | <0.500 | **10.4** | **16.9** | NM | NM | -- |
| **4333.90** | 03/20/19 | **1.1** | **2.35** | **0.42** | **0.116** | <0.005 | **0.016** | **0.182** | **0.665** | 0.00 | 11.60 | 4322.30 |
| | 09/04/19 | **1.08** | **7.40** | **0.25** | **0.180** | <0.00100 | **0.0286** | **0.462** | **1.280** | 0.00 | 12.70 | 4321.20 |
| | 01/07/20 | **1.85** | **29.50** | **6.81** | **1.11** | <0.00100 | **0.144** | **1.06** | **2.06** | 0.00 | 12.83 | 4321.07 |
| | 03/31/20 | **1.45** | **15.90** | **3.62** | **0.495** | <0.100 | <0.500 | **1.58** | **2.08** | 0.00 | 12.59 | 4321.31 |
| | 10/29/20 | **0.394** | **3.09** | **0.12** | **0.136** | <0.0001 | **0.02** | **0.0212** | **0.366** | 0.00 | 13.29 | 4320.61 |
| | 04/08/21 | **0.664** | **0.997** | **0.00627** | **0.0408** | <0.00100 | **0.00714** | **0.0212** | **0.134** | 0.00 | 13.08 | 4320.82 |
| | 07/16/21 | **0.207** | **1.46** | **0.00458** | **0.0328** | <0.00100 | **0.00335** | **0.00405** | **0.0429** | 0.00 | 13.35 | 4320.55 |
| | 10/07/2021 | **0.0847** | **0.342** | **0.00327** | **0.00528** | <0.00100 | **0.00205** | **0.00103** | **0.00749** | 0.00 | 13.58 | 4320.32 |
| | 1/13/2022 | <0.1 | <0.500 | **0.00138** | **0.00225** | <0.00100 | <0.500 | **0.000729** | **0.0064** | 0.00 | | 4333.90 |
| | 4/27/2022 | <1 | 0.52 | <0.005 | <0.012 | <0.005 | <0.012 | <0.012 | **0.032** | 0.00 | 13.00 | 4320.90 |
| | 7/19/2022 | <1 | **0.826** | <0.005 | **0.044** | <0.005 | <0.012 | <0.012 | **0.208** | 0.00 | 13.36 | 4320.54 |

**Table 1**
**Monitoring Well Data and Analytical Results**
**Triple Stop Chevron**
**1034 West Gentile Street, Layton, Utah**
**Release NUB; Facility ID 3000500**

| Sample ID/ TOC | DATE | TPH-DRO | TPH-GRO | BENZENE | ETHYL-BENZENE | MTBE | NAPH-THALENE | TOLUENE | XYLENES | FPT | DTW | Groundwater Elevation |
|---|---|---|---|---|---|---|---|---|---|---|---|---|
| | MM/DD/YY | (mg/L) | (mg/L) | (mg/L) | (mg/L) | (mg/L) | (mg/L) | (mg/L) | (mg/L) | (feet) | (feet) | (feet) |
| DERR ISL | | **1** | **1** | **0.005** | **0.7** | **0.2** | **0.7** | **1** | **10** | | | |
| DERR Tier 1 | | **10** | **10** | **0.30** | **4** | **0.2** | **0.7** | **3** | **10** | | | |
| **MW-23** | 02/27/19 | **5.2** | **21.5** | **5.850** | **1.09** | <0.005 | <0.012 | **5.96** | **8.56** | NM | NM | -- |
| **4333.67** | 03/20/19 | <1.0 | **1.02** | **0.184** | **0.048** | <0.005 | <0.012 | **0.231** | **0.270** | 0.00 | 11.90 | 4321.77 |
| | 09/26/19 | **0.917** | **1.96** | **0.728** | **0.143** | <0.00200 | **0.0668** | **0.417** | **0.382** | 0.00 | 11.92 | 4321.75 |
| | 01/08/20 | **0.311** | **6.26** | **1.180** | **0.188** | <0.00100 | <0.00100 | **0.0602** | **0.412** | 0.00 | 13.02 | 4320.65 |
| | 03/31/20 | **0.363** | **8.90** | **2.24** | **0.177** | <0.0250 | <0.125 | **0.971** | **0.538** | 0.00 | 12.75 | 4320.92 |
| | 10/29/20 | <0.100 | **0.404** | **0.0151** | **0.0232** | <0.0001 | **0.00374** | **0.00058** | **0.00752** | 0.00 | 13.36 | 4320.31 |
| | 01/28/21 | <0.100 | <0.500 | **0.000372** | **0.0014** | <0.00100 | <0.00500 | <0.00100 | **0.000610** | 0.00 | 13.72 | 4319.95 |
| | 04/08/21 | **0.260** | **0.437** | **0.00889** | **0.0266** | <0.00100 | **0.00190** | **0.000575** | **0.0450** | 0.00 | 13.23 | 4320.44 |
| | 07/16/21 | **0.453** | **15.7** | **0.0359** | **0.224** | <0.0250 | <0.125 | <0.0250 | **0.565** | 0.00 | 13.45 | 4320.22 |
| | 10/07/2021 | **0.0533** | **0.116** | **0.00368** | **0.0272** | <0.00100 | **0.00168** | <0.00100 | **0.00234** | 0.00 | 13.69 | 4319.98 |
| | 1/13/2022 | <0.100 | **0.282** | **0.000248** | **0.00302** | <0.00100 | <0.00500 | <0.00100 | **0.00227** | 0.00 | | |
| **MW-24** | 03/20/19 | **4.9** | **18.6** | **5.420** | **0.942** | FALSE | **0.132** | **0.233** | **7.11** | 0.00 | 9.98 | 4323.34 |
| **4333.32** | 09/04/19 | **0.0394** | **0.390** | **0.005** | <0.00100 | <0.00100 | <0.00500 | <0.00100 | <0.00300 | 0.00 | 11.61 | 4321.71 |
| | 01/07/20 | **1.35** | **20.3** | **7.860** | **1.27** | <0.00100 | **0.0705** | **0.0304** | **1.18** | 0.00 | 11.66 | 4321.66 |
| | 03/31/20 | **1.10** | **<12.5** | **0.853** | **0.258** | <0.0250 | **0.0309** | **0.0161** | **0.754** | 0.00 | 11.42 | 4321.90 |
| | 10/29/20 | **2.6** | **36.6** | **4.320** | **0.506** | <0.002 | **0.0942** | **0.32** | **5.660** | 0.00 | 12.22 | 4321.10 |
| | 02/04/21 | **4.2** | **19.6** | **2.940** | **0.717** | <0.0250 | **0.120** | **0.241** | **4.28** | 0.00 | 12.35 | 4320.97 |
| | 04/08/21 | **5.96** | **7.15** | **0.374** | **0.0891** | <0.0250 | **0.0379** | **0.0152** | **0.445** | 0.00 | 11.98 | 4321.34 |
| | 07/13/21 | **1.07** | **16.8** | **0.569** | **0.206** | <0.0250 | **0.028** | **0.0533** | **0.708** | 0.00 | 12.22 | 4321.10 |
| | 10/7/2021 | _ | **3.69** | **0.0438** | **0.548** | <0.0250 | **0.0649** | **0.0212** | **1.70** | 0.00 | 12.51 | 4320.81 |
| | 1/13/2022 | **1.00** | **<12.5** | **0.0119** | **0.00654** | <0.0250 | <0.125 | <0.0250 | **0.0696** | 0.00 | 12.51 | 4320.81 |
| | 7/19/2022 | <1 | **0.162** | <0.005 | <0.012 | <0.005 | <0.012 | <0.012 | <0.012 | 0.00 | 12.28 | 4321.04 |

**Table 1**
**Monitoring Well Data and Analytical Results**
**Triple Stop Chevron**
**1034 West Gentile Street, Layton, Utah**
**Release NUB; Facility ID 3000500**

| Sample ID/ TOC | DATE | TPH-DRO | TPH-GRO | BENZENE | ETHYL-BENZENE | MTBE | NAPH-THALENE | TOLUENE | XYLENES | FPT | DTW | Groundwater Elevation |
|---|---|---|---|---|---|---|---|---|---|---|---|---|
| | MM/DD/YY | (mg/L) | (mg/L) | (mg/L) | (mg/L) | (mg/L) | (mg/L) | (mg/L) | (mg/L) | (feet) | (feet) | (feet) |
| DERR ISL | | **1** | **1** | **0.005** | **0.7** | **0.2** | **0.7** | **1** | **10** | | | |
| DERR Tier 1 | | **10** | **10** | **0.30** | **4** | **0.2** | **0.7** | **3** | **10** | | | |
| **MW-25** | 03/20/19 | **1.5** | **5.53** | **1.25** | **0.298** | <0.005 | **0.028** | **0.243** | **2.06** | 0.00 | 9.01 | 4323.90 |
| **4332.91** | 09/04/19 | <0.100 | **0.351** | **0.000668** | <0.00100 | <0.00100 | <0.00500 | <0.00100 | <0.00300 | 0.00 | 10.88 | 4322.03 |
| | 01/07/20 | <0.100 | <0.500 | **0.00182** | <0.00100 | <0.00100 | <0.00500 | <0.00100 | <0.00300 | 0.00 | 10.94 | 4321.97 |
| | 03/31/20 | <0.100 | <0.500 | **0.00136** | <0.00100 | <0.00100 | <0.00500 | <0.00100 | <0.00300 | 0.00 | 10.68 | 4322.23 |
| | 04/08/21 | **0.0501** | <0.500 | **0.000130** | **0.00348** | <0.00100 | <0.00500 | **0.000415** | **0.00809** | 0.00 | 11.21 | 4321.70 |
| | 7/19/2022 | <1 | <0.125 | <0.005 | <0.012 | <0.005 | <0.012 | <0.012 | <0.012 | 0.00 | 11.49 | 4321.42 |
| **MW-26** | 03/19/19 | <1.0 | **0.991** | **0.127** | <0.012 | <0.005 | <0.012 | **0.012** | **0.033** | 0.00 | 8.31 | 4324.36 |
| **4332.67** | 7/19/2022 | <1 | <0.125 | <0.005 | <0.012 | <0.005 | <0.012 | <0.012 | <0.012 | 0.00 | 11.02 | 4321.65 |
| **MW-27** | 03/20/19 | <1.0 | **1.44** | **0.2810** | **0.056** | <0.005 | <0.012 | **0.618** | **0.334** | 0.00 | 13.37 | 4319.95 |
| **4333.32** | 7/19/2022 | **1.3** | **4.72** | **0.2030** | **0.259** | <0.005 | **0.029** | **1.010** | **2.050** | 0.00 | 14.25 | 4319.07 |
| **MW-28** | 03/20/19 | <1.0 | <0.125 | <0.005 | <0.012 | <0.005 | <0.012 | <0.012 | <0.012 | NM | NM | -- |
| **MW-29** | 03/20/19 | <1.0 | <0.125 | **0.1200** | <0.012 | <0.005 | <0.012 | <0.012 | <0.012 | NM | NM | -- |
| **4326.35** | 4/27/2022 | <1 | <0.125 | **0.014** | <0.012 | <0.005 | <0.012 | <0.012 | <0.012 | NM | 9.68 | 4316.67 |
| | 7/18/2022 | <1 | <0.125 | <0.005 | <0.012 | <0.005 | <0.012 | <0.012 | <0.012 | NM | 9.76 | 4316.59 |

**Table 1**
**Monitoring Well Data and Analytical Results**
**Triple Stop Chevron**
**1034 West Gentile Street, Layton, Utah**
**Release NUB; Facility ID 3000500**

| Sample ID/ TOC | DATE | TPH-DRO | TPH-GRO | BENZENE | ETHYL-BENZENE | MTBE | NAPH-THALENE | TOLUENE | XYLENES | FPT | DTW | Groundwater Elevation |
|---|---|---|---|---|---|---|---|---|---|---|---|---|
| | MM/DD/YY | (mg/L) | (mg/L) | (mg/L) | (mg/L) | (mg/L) | (mg/L) | (mg/L) | (mg/L) | (feet) | (feet) | (feet) |
| DERR ISL | | **1** | **1** | **0.005** | **0.7** | **0.2** | **0.7** | **1** | **10** | | | |
| DERR Tier 1 | | **10** | **10** | **0.30** | **4** | **0.2** | **0.7** | **3** | **10** | | | |
| **MW-30** | 03/20/19 | <1.0 | **0.978** | **0.8200** | **0.076** | <0.005 | <0.012 | **0.014** | **0.068** | NM | S | -- |
| **4326.86** | 09/04/19 | **0.0784** | **0.516** | **0.1390** | **0.0584** | <0.00100 | <0.0050 | <0.00100 | <0.00100 | 0.00 | 8.88 | 4317.98 |
| | 01/07/20 | <0.100 | <0.500 | **0.0098** | <0.00100 | <0.00100 | <0.0050 | <0.00100 | <0.00300 | 0.00 | 9.28 | 4317.58 |
| | 04/01/20 | <0.100 | <0.500 | **0.00348** | <0.00100 | <0.00100 | <0.0050 | <0.00100 | <0.00300 | 0.00 | 9.03 | 4317.83 |
| | 10/29/20 | <0.0247 | **0.0932** | **0.02040** | <0.00100 | <0.0001 | <0.0050 | <0.00100 | <0.00300 | 0.00 | 9.68 | 4317.18 |
| | 01/27/21 | <0.100 | <0.500 | **0.000131** | <0.00100 | <0.00100 | <0.00500 | <0.00100 | **0.003000** | 0.00 | 10.15 | 4316.71 |
| | 04/07/21 | <0.100 | <0.500 | <0.00100 | <0.00100 | <0.00100 | <0.00500 | <0.00100 | **0.003000** | 0.00 | 9.62 | 4317.24 |
| | 07/15/21 | **0.0295** | <0.500 | <0.00100 | <0.00100 | <0.00100 | <0.00500 | <0.00100 | <0.00300 | 0.00 | 9.71 | 4317.15 |
| | 10/06/2021 | <0.100 | <0.500 | **0.0253** | <0.00100 | <0.00100 | <0.00500 | <0.00100 | <0.00300 | 0.00 | 9.93 | 4316.93 |
| | 1/12/2022 | **0.0406** | **2.74** | **0.938** | **0.0022** | <0.00100 | <0.00500 | **0.00249** | **0.0205** | 0.00 | | |
| | 4/27/2022 | <1 | 0.292 | **0.162** | <0.012 | <0.005 | <0.012 | <0.012 | <0.012 | 0.00 | 9.51 | 4317.35 |
| | 5/12/2022 | <1.0 | <0.125 | <0.005 | <0.012 | <0.005 | <0.012 | <0.012 | <0.012 | 0.00 | NM | |
| | 7/18/2022 | <1.0 | <0.125 | <0.005 | <0.012 | <0.005 | <0.012 | <0.012 | <0.012 | 0.00 | 9.67 | 4317.19 |
| **MW-31** | 03/27/19 | <1.0 | <0.125 | <0.005 | <0.012 | <0.005 | <0.012 | <0.012 | <0.012 | 0.00 | 8.36 | 4317.50 |
| **4325.86** | 09/04/19 | <0.100 | **0.34** | <0.00100 | <0.00100 | <0.00100 | <0.00100 | <0.00100 | <0.00100 | 0.00 | 8.85 | 4317.01 |
| | 01/06/20 | <0.100 | <0.500 | <0.00100 | <0.00100 | <0.00100 | <0.00100 | <0.00100 | <0.00100 | 0.00 | 9.42 | 4316.44 |
| | 04/01/20 | <0.100 | **0.134** | **0.0342** | <0.00100 | <0.00100 | <0.00100 | <0.00100 | <0.00100 | 0.00 | 9.13 | 4316.73 |
| | 10/29/20 | <0.02 | **0.385** | **0.3850** | <0.00100 | <0.0001 | <0.00100 | <0.00100 | <0.00100 | 0.00 | 9.70 | 4316.16 |
| | 01/27/21 | <0.100 | **0.836** | **0.2480** | **0.00355** | <0.00100 | <0.00500 | <0.00100 | **0.000244** | 0.00 | 10.23 | 4315.63 |
| | 04/07/21 | **0.0609** | **1.030** | **0.3540** | **0.000428** | **0.000123** | <0.00500 | <0.00100 | **0.000794** | 0.00 | 9.74 | 4316.12 |
| | 07/14/21 | **0.0297** | **0.709** | **0.0260** | **0.00074** | **0.000248** | <0.00500 | <0.00100 | **0.00146** | 0.00 | 9.66 | 4316.20 |
| | 10/04/2021 | <0.100 | <0.500 | **0.00126** | **0.00148** | **0.000205** | **0.00195** | <0.00100 | **0.000354** | 0.00 | 9.87 | 4315.99 |
| | 1/11/2022 | <0.100 | **0.757** | **0.432** | <0.00100 | <0.00100 | <0.00500 | <0.00100 | **0.000605** | 0.00 | 9.38 | 4316.48 |
| | 4/27/2022 | <1 | **3.68** | **2.77** | **0.234** | <0.005 | <0.012 | **0.036** | **0.000605** | 0.00 | 9.63 | 4316.23 |
| | 5/12/2022 | <1.0 | <0.125 | <0.005 | <0.012 | <0.005 | <0.012 | <0.012 | <0.012 | 0.00 | NM | |
| | 7/19/2022 | <1.0 | **0.33** | <0.005 | <0.012 | <0.005 | <0.012 | <0.012 | <0.012 | 0.00 | 9.55 | 4316.31 |

**Table 1**
**Monitoring Well Data and Analytical Results**
**Triple Stop Chevron**
**1034 West Gentile Street, Layton, Utah**
**Release NUB; Facility ID 3000500**

| Sample ID/ TOC | DATE | TPH-DRO | TPH-GRO | BENZENE | ETHYL-BENZENE | MTBE | NAPH-THALENE | TOLUENE | XYLENES | FPT | DTW | Groundwater Elevation |
|---|---|---|---|---|---|---|---|---|---|---|---|---|
| | MM/DD/YY | (mg/L) | (mg/L) | (mg/L) | (mg/L) | (mg/L) | (mg/L) | (mg/L) | (mg/L) | (feet) | (feet) | (feet) |
| DERR ISL | | **1** | **1** | **0.005** | **0.7** | **0.2** | **0.7** | **1** | **10** | | | |
| DERR Tier 1 | | **10** | **10** | **0.30** | **4** | **0.2** | **0.7** | **3** | **10** | | | |
| **MW-32** | 03/27/19 | <1.0 | <0.125 | <0.005 | <0.012 | <0.005 | <0.012 | <0.012 | <0.012 | 0.00 | 8.74 | 4317.15 |
| **4325.89** | 01/27/21 | <0.100 | <0.500 | <0.00100 | <0.00100 | <0.00100 | <0.00500 | <0.00100 | <0.00300 | 0.00 | 10.61 | 4315.28 |
| | 04/07/21 | **0.0383** | <0.500 | **0.00011** | <0.00100 | <0.00100 | <0.00500 | <0.00100 | <0.00300 | 0.00 | 10.15 | 4315.74 |
| | 07/14/21 | <0.100 | <0.500 | <0.00100 | <0.00100 | **0.000175** | <0.00500 | <0.00100 | **0.00037** | 0.00 | 10.04 | 4315.85 |
| | 10/04/2021 | <0.100 | <0.500 | <0.00100 | <0.00100 | **0.000194** | <0.00500 | <0.00100 | <0.00300 | 0.00 | 10.23 | 4315.66 |
| | 1/11/2022 | <0.100 | <0.500 | <0.00100 | <0.00100 | <0.00100 | <0.00500 | <0.00100 | <0.00300 | 0.00 | 9.79 | 4316.10 |
| | 4/27/2022 | <1 | <0.125 | **0.007** | <0.012 | <0.005 | <0.012 | <0.012 | <0.012 | 0.00 | 10.01 | 4315.88 |
| | 7/18/2022 | <1 | <0.125 | **0.075** | <0.012 | <0.005 | <0.012 | <0.012 | <0.012 | 0.00 | 9.93 | 4315.96 |
| **MW-33 4332.19** | 03/27/19 | <1.0 | <0.125 | <0.005 | <0.012 | <0.005 | <0.012 | <0.012 | <0.012 | 0.00 | 8.06 | 4324.93 |
| **MW-34** | 03/27/19 | <1.0 | <0.125 | <0.005 | <0.012 | <0.005 | <0.012 | <0.012 | <0.012 | NM | NM | - |
| **4331.78** | 09/04/19 | <0.100 | **0.336** | **0.00253** | <0.00100 | <0.00100 | <0.00500 | <0.00100 | <0.00300 | 0.00 | 10.48 | 4321.30 |
| | 01/07/20 | <0.100 | <0.500 | <0.00100 | <0.00100 | <0.00100 | <0.00500 | <0.00100 | <0.00300 | 0.00 | 10.45 | 4321.33 |
| | 03/31/20 | <0.100 | <0.500 | <0.00100 | <0.00100 | <0.00100 | <0.00500 | <0.00100 | <0.00300 | 0.00 | 10.19 | 4321.59 |
| | 01/13/22 | <0.100 | <0.500 | <0.00100 | <0.00100 | <0.00100 | <0.00500 | **0.000353** | **0.000458** | 0.00 | | 4331.78 |
| **MW-35** | 04/02/19 | <1.0 | **1.84** | **0.9270** | <0.012 | <0.005 | **0.017** | **0.078** | **0.258** | NM | NM | -- |
| **4332.19** | 09/04/19 | **0.262** | **5.81** | **1.5200** | **0.0931** | <0.00100 | **0.0121** | **0.140** | **0.558** | 0.00 | 13.37 | 4318.82 |
| | 01/08/20 | **0.161** | **4.70** | **1.0600** | **0.0735** | <0.00100 | **0.0255** | **0.199** | **0.203** | 0.00 | 13.72 | 4318.47 |
| | 03/31/20 | **0.0710** | **0.62** | **0.0789** | **0.0292** | <0.00100 | **0.0125** | **0.00267** | **0.0673** | 0.00 | 13.44 | 4318.75 |
| | 07/16/21 | <0.100 | <0.500 | **0.0000966** | <0.00100 | <0.00100 | <0.00500 | <0.00100 | <0.00300 | 0.00 | | 4332.19 |
| | 10/07/2021 | <0.100 | <0.500 | **0.000434** | **0.00117** | <0.00100 | **0.00385** | <0.00100 | **0.000651** | 0.00 | 14.00 | 4318.19 |
| | 1/13/2022 | <0.100 | **0.21** | **0.00215** | **0.0115** | <0.00100 | **0.00713** | **0.000904** | **0.0815** | 0.00 | | 4332.19 |
| **MW-36** | 04/02/19 | <1.0 | <0.125 | **0.026** | <0.012 | <0.005 | <0.012 | <0.012 | <0.012 | NM | NM | - |
| **4333.26** | 09/04/19 | <0.100 | **1.31** | **0.193** | <0.00100 | <0.00100 | <0.00500 | <0.00100 | **0.00352** | 0.00 | 11.60 | 4321.66 |
| | 01/07/20 | <0.100 | <0.500 | <0.00100 | <0.00100 | <0.00100 | <0.00500 | <0.00100 | <0.00300 | 0.00 | 11.74 | 4321.52 |
| | 03/31/20 | <0.100 | <0.500 | <0.00100 | <0.00100 | <0.00100 | <0.00500 | <0.00100 | <0.00300 | 0.00 | 11.50 | 4321.76 |

**Table 1**
**Monitoring Well Data and Analytical Results**
**Triple Stop Chevron**
**1034 West Gentile Street, Layton, Utah**
**Release NUB; Facility ID 3000500**

| Sample ID/ TOC | DATE | TPH-DRO | TPH-GRO | BENZENE | ETHYL-BENZENE | MTBE | NAPH-THALENE | TOLUENE | XYLENES | FPT | DTW | Groundwater Elevation |
|---|---|---|---|---|---|---|---|---|---|---|---|---|
| | MM/DD/YY | (mg/L) | (mg/L) | (mg/L) | (mg/L) | (mg/L) | (mg/L) | (mg/L) | (mg/L) | (feet) | (feet) | (feet) |
| DERR ISL | | **1** | **1** | **0.005** | **0.7** | **0.2** | **0.7** | **1** | **10** | | | |
| DERR Tier 1 | | **10** | **10** | **0.30** | **4** | **0.2** | **0.7** | **3** | **10** | | | |
| **MW-37** | 04/02/19 | <1.0 | <0.125 | **0.0860** | <0.012 | <0.005 | <0.012 | <0.012 | <0.012 | NM | NM | - |
| **4326.48** | 09/04/19 | <0.105 | **0.334** | <0.00100 | <0.00100 | <0.00100 | <0.00100 | <0.00100 | <0.00100 | 0.00 | 9.58 | 4316.90 |
| | 01/06/20 | <0.100 | <0.500 | <0.00100 | <0.00100 | <0.00100 | <0.00100 | <0.00100 | <0.00100 | 0.00 | 10.10 | 4316.38 |
| | 04/01/20 | <0.100 | <0.500 | <0.00100 | <0.00100 | <0.00100 | <0.00100 | <0.00100 | <0.00100 | 0.00 | 9.84 | 4316.64 |
| | 10/29/20 | <0.0329 | <0.100 | <0.00100 | <0.00100 | <0.00100 | <0.00100 | <0.00100 | <0.00100 | 0.00 | 10.36 | 4316.12 |
| | 01/27/21 | <0.100 | <0.500 | <0.00100 | <0.00100 | <0.00100 | <0.00500 | <0.00100 | <0.00300 | 0.00 | 10.79 | 4315.69 |
| | 04/07/21 | <0.100 | <0.500 | <0.00100 | <0.00100 | <0.00100 | <0.00500 | <0.00100 | <0.00300 | 0.00 | 10.40 | 4316.08 |
| | 07/14/21 | <0.100 | <0.500 | <0.00100 | <0.00100 | <0.00100 | <0.00500 | <0.00100 | <0.00300 | 0.00 | 10.37 | 4316.11 |
| | 10/04/2021 | <0.100 | <0.500 | <0.00100 | <0.00100 | <0.00100 | <0.00500 | <0.00100 | <0.00300 | 0.00 | 10.53 | 4315.95 |
| | 1/11/2022 | <0.100 | <0.500 | <0.00100 | <0.00100 | <0.00100 | <0.00500 | <0.00100 | <0.00300 | 0.00 | 10.11 | 4316.37 |
| | 7/18/2022 | <1 | <0.125 | <0.005 | <0.012 | <0.005 | <0.012 | <0.012 | <0.012 | 0.00 | 10.31 | 4316.17 |
| **MW-38** | 07/15/21 | <0.100 | <0.500 | **0.000262** | <0.00100 | **0.000402** | <0.00500 | <0.00100 | **0.000332** | 0.00 | 10.32 | 4315.53 |
| **4325.85** | 10/04/2021 | <0.100 | <0.500 | <0.00100 | <0.00100 | **0.000765** | <0.00500 | <0.00100 | **0.000397** | 0.00 | 10.55 | 4315.30 |
| | 1/11/2022 | <0.100 | <0.500 | <0.00100 | <0.00100 | **0.000217** | <0.00500 | <0.00100 | **0.000222** | 0.00 | 10.04 | 4315.81 |
| | 5/12/2022 | <1.0 | <0.125 | <0.005 | <0.012 | <0.005 | <0.012 | <0.012 | <0.012 | 0.00 | NM | |
| | 7/18/2022 | <1 | <0.125 | <0.005 | <0.012 | <0.005 | <0.012 | <0.012 | <0.012 | 0.00 | 10.15 | 4315.70 |
| **MW-39** | 07/15/21 | <0.100 | <0.500 | **0.000285** | <0.00100 | <0.00100 | <0.00500 | <0.00100 | <0.00300 | 0.00 | 10.20 | 4315.29 |
| **4325.49** | 10/04/2021 | <0.100 | <0.500 | <0.00100 | <0.00100 | **0.000286** | <0.00500 | <0.00100 | <0.00300 | 0.00 | 10.46 | 4315.03 |
| | 1/11/2022 | <0.100 | <0.500 | <0.00100 | <0.00100 | **0.0002** | <0.00500 | <0.00100 | <0.00300 | 0.00 | 10.02 | 4315.47 |
| | 7/18/2022 | <1 | <0.125 | <0.005 | <0.012 | <0.005 | <0.012 | <0.012 | <0.012 | 0.00 | 10.00 | 4315.49 |
| **MW-40** | 10/07/2021 | **0.0794** | **1.11** | **0.191** | **0.064** | <0.00100 | **0.0134** | **0.0230** | **0.245** | 0.00 | 9.35 | 4318.12 |
| **4327.47** | 1/12/2022 | **0.299** | **4.16** | **0.591** | **0.301** | <0.00100 | **0.0311** | **0.0403** | **0.713** | 0.00 | | 4327.47 |
| | 4/27/2022 | <1 | **0.595** | **0.038** | **0.042** | <0.005 | <0.012 | <0.012 | **0.043** | 0.00 | 9.77 | 4317.70 |
| | 5/12/2022 | <1 | **0.666** | **0.103** | **0.013** | <0.005 | **0.016** | **0.013** | **0.235** | 0.00 | NM | |
| | 7/18/2022 | <1 | <0.125 | <0.005 | <0.012 | <0.005 | <0.012 | <0.012 | <0.012 | 0.00 | 9.11 | 4318.36 |

**Table 1**
**Monitoring Well Data and Analytical Results**
**Triple Stop Chevron**
**1034 West Gentile Street, Layton, Utah**
**Release NUB; Facility ID 3000500**

| Sample ID/ TOC | DATE | TPH-DRO | TPH-GRO | BENZENE | ETHYL-BENZENE | MTBE | NAPH-THALENE | TOLUENE | XYLENES | FPT | DTW | Groundwater Elevation |
|---|---|---|---|---|---|---|---|---|---|---|---|---|
| | MM/DD/YY | (mg/L) | (mg/L) | (mg/L) | (mg/L) | (mg/L) | (mg/L) | (mg/L) | (mg/L) | (feet) | (feet) | (feet) |
| DERR ISL | | 1 | 1 | 0.005 | 0.7 | 0.2 | 0.7 | 1 | 10 | | | |
| DERR Tier 1 | | 10 | 10 | 0.30 | 4 | 0.2 | 0.7 | 3 | 10 | | | |
| **MW-41** | 10/07/2021 | <0.200 | 0.135 | 0.0346 | 0.00186 | <0.00100 | 0.0283 | 0.000321 | 0.00284 | 0.00 | 11.15 | 4317.68 |
| **4328.83** | 1/12/2022 | 0.104 | 2.31 | 0.948 | 0.00063 | <0.0001 | 0.00914 | 0.00326 | 0.0374 | 0.00 | | 4328.83 |
| | 4/27/2022 | <1 | <0.125 | 0.017 | <0.012 | <0.005 | <0.012 | <0.012 | <0.012 | 0.00 | 10.64 | 4318.19 |
| | 5/12/2022 | <1 | 0.146 | 0.146 | <0.012 | <0.005 | <0.012 | <0.012 | <0.012 | 0.00 | NM | |
| | 7/18/2022 | 1.6 | 3.97 | 0.780 | <0.012 | <0.005 | <0.012 | <0.012 | 0.19 | 0.00 | 10.92 | 4317.91 |
| **MW-42** | 10/07/2021 | 0.610 | 13.3 | 6.57 | 0.576 | <0.00100 | 0.0593 | 1.06 | 1.62 | 0.00 | 9.90 | 4316.94 |
| **4326.84** | 1/12/2022 | 0.292 | <100 | 3.07 | 0.384 | <0.20 | <1.0 | 0.114 | 0.203 | 0.00 | | 4326.84 |
| | 4/27/2022 | 1.400 | 7.76 | 4.28 | 0.442 | <0.005 | 0.063 | 0.245 | 1.3 | 0.00 | 9.49 | 4317.35 |
| | 5/12/2022 | <1 | 1.32 | 0.854 | 0.025 | <0.005 | 0.016 | 0.043 | 0.174 | 0.00 | NM | |
| | 6/10/2022 | <1 | <0.125 | <0.005 | <0.012 | <0.005 | <0.012 | <0.012 | <0.012 | 0.00 | NM | |
| | 7/19/2022 | 1.3 | 6.48 | 2.36 | 0.29 | <0.005 | 0.062 | 0.065 | 0.609 | 0.00 | 9.61 | 4317.23 |
| **MW-43** | 4/27/2022 | <1 | <0.125 | 0.022 | <0.012 | <0.005 | <0.012 | <0.012 | <0.012 | 0.00 | NM | |
| **4326.93** | 5/12/2022 | <1 | <0.125 | <0.005 | <0.012 | <0.005 | <0.012 | <0.012 | <0.012 | 0.00 | NM | |
| | 7/19/2022 | <1 | <0.125 | <0.005 | <0.012 | <0.005 | <0.012 | <0.012 | <0.012 | 0.00 | 10.12 | 4316.81 |
| **MW-44** | 4/27/2022 | <1 | 2.61 | 0.843 | 0.198 | <0.005 | 0.028 | 0.059 | 0.46 | 0.00 | NM | |
| **4327.03** | 5/12/2022 | <1 | <0.125 | <0.005 | <0.012 | <0.005 | <0.012 | <0.012 | <0.012 | 0.00 | NM | |
| | 7/19/2022 | 1.7 | 2.93 | 0.874 | 0.052 | <0.005 | 0.046 | <0.012 | 0.079 | 0.00 | 9.44 | 4317.59 |
| **MW-45** | 4/27/2022 | <1 | 1.09 | 0.187 | 0.087 | <0.005 | 0.013 | 0.025 | 0.42 | 0.00 | NM | |
| **4329.24** | 5/12/2022 | 2.0 | 4.47 | 0.901 | 0.192 | <0.005 | 0.034 | 0.834 | 1.25 | 0.00 | NM | |
| | 7/18/2022 | 1.5 | 5.6 | 0.963 | 0.308 | <0.005 | 0.035 | 0.162 | 1.08 | 0.00 | 10.63 | 4318.61 |
| **EW-3** | 03/31/20 | 12.2 | 82.8 | 4.14 | 1.87 | <0.0500 | 0.458 | 4.290 | 23.600 | 0.00 | 10.43 | 4323.67 |
| **4334.10** | 04/08/21 | 8.00 | 20.4 | 0.0123 | 0.346 | <0.0500 | 0.0777 | 0.271 | 2.11 | 0.00 | 11.04 | 4323.06 |
| | 7/19/2022 | 1.0 | 2.25 | <0.005 | 0.017 | <0.005 | <0.012 | <0.012 | 0.108 | 0.00 | 11.56 | 4322.54 |
| **EW-4** | 04/08/21 | 7.38 | 38.9 | <0.100 | 0.462 | <0.100 | 0.181 | 0.129 | 6.860 | 0.00 | 11.74 | - |
| | 7/19/2022 | 7.7 | 14.1 | <0.005 | <0.012 | <0.005 | 0.012 | <0.012 | 0.016 | 0.00 | 12.58 | |

**Table 1**
**Monitoring Well Data and Analytical Results**
**Triple Stop Chevron**
**1034 West Gentile Street, Layton, Utah**
**Release NUB; Facility ID 3000500**

| Sample ID/ TOC | DATE | TPH-DRO | TPH-GRO | BENZENE | ETHYL-BENZENE | MTBE | NAPH-THALENE | TOLUENE | XYLENES | FPT | DTW | Groundwater Elevation |
|---|---|---|---|---|---|---|---|---|---|---|---|---|
| | MM/DD/YY | (mg/L) | (mg/L) | (mg/L) | (mg/L) | (mg/L) | (mg/L) | (mg/L) | (mg/L) | (feet) | (feet) | (feet) |
| DERR ISL | | **1** | **1** | **0.005** | **0.7** | **0.2** | **0.7** | **1** | **10** | | | |
| DERR Tier 1 | | **10** | **10** | **0.30** | **4** | **0.2** | **0.7** | **3** | **10** | | | |
| **RW-1** | 09/18/19 | **5.81** | **54.3** | **1.21** | **1.22** | <0.100 | **0.246** | **3.53** | **10.6** | 0.00 | NM | - |
| | 04/02/20 | **2.49** | **14.4** | **<0.100** | **0.36** | <0.100 | <0.500 | **0.644** | **3.14** | 0.00 | NM | - |
| **RW-2** | 09/18/19 | **6.23** | **143** | **11.60** | **2.20** | <0.500 | **0.303** | **18.5** | **16.7** | 0.00 | NM | - |
| | 04/02/20 | **3.81** | **79.7** | **4.08** | **1.51** | <0.0500 | **0.148** | **13.2** | **12.9** | 0.00 | NM | - |
| | 04/08/21 | **13.7** | **86.3** | **2.43** | **1.16** | <0.100 | **0.384** | **9.98** | **17.4** | 0.00 | NM | - |
| | 07/13/21 | **3.52** | **76.2** | **0.796** | **0.422** | <0.100 | **0.199** | **4.49** | **4.38** | 0.00 | NM | - |
| | 10/08/2021 | **6.57** | **31.2** | **0.982** | **1.04** | <0.100 | **0.363** | **7.04** | **7.95** | 0.00 | NM | |
| | 1/12/2022 | **4.6** | **23** | **0.0277** | **0.955** | <0.100 | **0.214** | **3.49** | **6.37** | 0.00 | NM | |
| **AS-2** | 4/27/2022 | <1 | <0.125 | <0.005 | <0.012 | <0.005 | <0.012 | <0.012 | <0.012 | 0.00 | NM | |
| **AS-3** | 4/27/2022 | <1 | <0.125 | <0.005 | <0.012 | <0.005 | <0.012 | <0.012 | <0.012 | 0.00 | NM | |
| **AS-6** | 4/27/2022 | <1 | <0.125 | <0.005 | <0.012 | <0.005 | <0.012 | <0.012 | <0.012 | 0.00 | NM | |

**Notes:**
*** The sample labels for MW-3 & MW-4 were reversed on 3/15/19. Resampled on 3/19/19.**
**TOC = Top of Casing Elevation**
**TPH -GRO = Total Petroleum Hydrocarbons as Gasoline**
**TPH--DRO = Total Petroleum Hydrocarbons as Diesel**
**DTW = Depth to groundwater**
**FPT = Free Product Thickness**
**DERR = Utah Division of Environmental Response and Remediation**
**ISL = Initial Screening Level**
**Tier 1 = Tier 1 Screening Level**
**mg/l = milligram/liter**

CHEMTECH-FORD
LABORATORIES

5/4/2022

# Work Order: 22D2039
# Project: Triple Stop Chevron

**Rockwell Solutions, Inc**
**Attn: Dave Hansen**
**718 East Bridger Lane**
**Elk Ridge, UT 84651**

**Client Service Contact: 801.262.7299**

The analyses presented on this report were performed in accordance with the National Environmental Laboratory Accreditation Program (NELAP) unless noted in the comments, flags, or case narrative. If the report is to be used for regulatory compliance, it should be presented in its entirety, and not be altered.

NELAP ACCREDITED TNI LABORATORY

Approved By:

Mark Broadhead, Project Manager

**Chemtech-Ford Laboratories**
Serving the Intermountain West Since 1953

9632 South 500 West
Sandy, UT 84070
O:(801) 262-7299 F: (866) 792-0093
*www.ChemtechFord.com*

# Certificate of Analysis

**Rockwell Solutions, Inc**
**Dave Hansen**
**718 East Bridger Lane**
**Elk Ridge, UT 84651**

PO#:
Receipt: **4/28/22 10:06 @ 4.6** °C
Date Reported: 5/4/2022
Project Name: **Triple Stop Chevron**

Sample ID: **MW-1**

Matrix: **Water**
Lab ID: **22D2039-01**
Date Sampled: **4/27/22 17:45**
Sampled By: **David Hansen**

| | Result | Units | Minimum Reporting Limit | Method | Preparation Date/Time | Analysis Date/Time | Flag(s) |
|---|---|---|---|---|---|---|---|
| **MBTEXn** | | | | | | | |
| Benzene | 0.322 | mg/L | 0.005 | EPA 8260B/C 5030A | 4/28/22 | 4/28/22 | |
| Ethylbenzene | 0.131 | mg/L | 0.012 | EPA 8260B/C 5030A | 4/28/22 | 4/28/22 | |
| Methyl tert-Butyl Ether (MTBE) | ND | mg/L | 0.005 | EPA 8260B/C 5030A | 4/28/22 | 4/28/22 | |
| Naphthalene | 0.013 | mg/L | 0.012 | EPA 8260B/C 5030A | 4/28/22 | 4/28/22 | |
| Toluene | 0.072 | mg/L | 0.012 | EPA 8260B/C 5030A | 4/28/22 | 4/28/22 | |
| Xylenes, total | 0.395 | mg/L | 0.012 | EPA 8260B/C 5030A | 4/28/22 | 4/28/22 | |
| **Gasoline Range** | | | | | | | |
| Gasoline Range Organics | 1.64 | mg/L | 0.125 | EPA 8260B/C /5030A | 4/28/22 | 4/28/22 | |
| **Diesel Range** | | | | | | | |
| Diesel Range Organics | ND | mg/L | 1.0 | EPA 8015C/3510B | 4/28/22 | 4/29/22 | |

**Chemtech-Ford Laboratories**
Serving the Intermountain West Since 1953

9632 South 500 West
Sandy, UT 84070
O:(801) 262-7299 F: (866) 792-0093
*www.ChemtechFord.com*

# Certificate of Analysis

**Rockwell Solutions, Inc**
**Dave Hansen**
**718 East Bridger Lane**
**Elk Ridge, UT 84651**

PO#:
Receipt: **4/28/22 10:06 @ 4.6** °C
Date Reported: 5/4/2022
Project Name: **Triple Stop Chevron**

Sample ID: **MW-2**

Matrix: **Water**
Lab ID: **22D2039-02**
Date Sampled: **4/27/22 17:30**
Sampled By: **David Hansen**

| | Result | Units | Minimum Reporting Limit | Method | Preparation Date/Time | Analysis Date/Time | Flag(s) |
|---|---|---|---|---|---|---|---|
| **MBTEXn** | | | | | | | |
| Benzene | 0.010 | mg/L | 0.005 | EPA 8260B/C 5030A | 4/28/22 | 4/28/22 | |
| Ethylbenzene | 0.020 | mg/L | 0.012 | EPA 8260B/C 5030A | 4/28/22 | 4/28/22 | |
| Methyl tert-Butyl Ether (MTBE) | ND | mg/L | 0.005 | EPA 8260B/C 5030A | 4/28/22 | 4/28/22 | |
| Naphthalene | ND | mg/L | 0.012 | EPA 8260B/C 5030A | 4/28/22 | 4/28/22 | |
| Toluene | ND | mg/L | 0.012 | EPA 8260B/C 5030A | 4/28/22 | 4/28/22 | |
| Xylenes, total | 0.014 | mg/L | 0.012 | EPA 8260B/C 5030A | 4/28/22 | 4/28/22 | |
| **Gasoline Range** | | | | | | | |
| Gasoline Range Organics | ND | mg/L | 0.125 | EPA 8260B/C /5030A | 4/28/22 | 4/28/22 | |
| **Diesel Range** | | | | | | | |
| Diesel Range Organics | ND | mg/L | 1.0 | EPA 8015C/3510B | 4/28/22 | 4/29/22 | |

**Chemtech-Ford Laboratories**
Serving the Intermountain West Since 1953

9632 South 500 West
Sandy, UT 84070
O:(801) 262-7299 F: (866) 792-0093
*www.ChemtechFord.com*

# Certificate of Analysis

**Rockwell Solutions, Inc**
**Dave Hansen**
**718 East Bridger Lane**
**Elk Ridge, UT 84651**

PO#:
Receipt: **4/28/22 10:06 @ 4.6** °C
Date Reported: 5/4/2022
Project Name: **Triple Stop Chevron**

Sample ID: **MW-19**

Matrix: **Water**
Lab ID: **22D2039-03**
Date Sampled: **4/27/22 18:45**
Sampled By: **David Hansen**

| | Result | Units | Minimum Reporting Limit | Method | Preparation Date/Time | Analysis Date/Time | Flag(s) |
|---|---|---|---|---|---|---|---|
| **MBTEXn** | | | | | | | |
| Benzene | 1.84 | mg/L | 0.100 | EPA 8260B/C 5030A | 4/28/22 | 4/28/22 | |
| Ethylbenzene | 0.541 | mg/L | 0.012 | EPA 8260B/C 5030A | 4/28/22 | 4/28/22 | |
| Methyl tert-Butyl Ether (MTBE) | ND | mg/L | 0.005 | EPA 8260B/C 5030A | 4/28/22 | 4/28/22 | |
| Naphthalene | 0.063 | mg/L | 0.012 | EPA 8260B/C 5030A | 4/28/22 | 4/28/22 | |
| Toluene | 0.243 | mg/L | 0.012 | EPA 8260B/C 5030A | 4/28/22 | 4/28/22 | |
| Xylenes, total | 2.61 | mg/L | 0.250 | EPA 8260B/C 5030A | 4/28/22 | 4/28/22 | |
| **Gasoline Range** | | | | | | | |
| Gasoline Range Organics | 8.30 | mg/L | 0.250 | EPA 8260B/C /5030A | 4/28/22 | 4/28/22 | |
| **Diesel Range** | | | | | | | |
| Diesel Range Organics | 1.7 | mg/L | 1.0 | EPA 8015C/3510B | 4/28/22 | 4/29/22 | |

**Chemtech-Ford Laboratories**
Serving the Intermountain West Since 1953

9632 South 500 West
Sandy, UT 84070
O:(801) 262-7299 F: (866) 792-0093
*www.ChemtechFord.com*

# Certificate of Analysis

**Rockwell Solutions, Inc**
**Dave Hansen**
**718 East Bridger Lane**
**Elk Ridge, UT 84651**

PO#:
Receipt: **4/28/22 10:06 @ 4.6** °C
Date Reported: 5/4/2022
Project Name: **Triple Stop Chevron**

Sample ID: **MW-20**

Matrix: **Water**
Lab ID: **22D2039-04**
Date Sampled: **4/27/22 16:30**
Sampled By: **David Hansen**

| | Result | Units | Minimum Reporting Limit | Method | Preparation Date/Time | Analysis Date/Time | Flag(s) |
|---|---|---|---|---|---|---|---|
| **MBTEXn** | | | | | | | |
| Benzene | ND | mg/L | 0.005 | EPA 8260B/C 5030A | 4/28/22 | 4/28/22 | |
| Ethylbenzene | ND | mg/L | 0.012 | EPA 8260B/C 5030A | 4/28/22 | 4/28/22 | |
| Methyl tert-Butyl Ether (MTBE) | ND | mg/L | 0.005 | EPA 8260B/C 5030A | 4/28/22 | 4/28/22 | |
| Naphthalene | ND | mg/L | 0.012 | EPA 8260B/C 5030A | 4/28/22 | 4/28/22 | |
| Toluene | ND | mg/L | 0.012 | EPA 8260B/C 5030A | 4/28/22 | 4/28/22 | |
| Xylenes, total | ND | mg/L | 0.012 | EPA 8260B/C 5030A | 4/28/22 | 4/28/22 | |
| **Gasoline Range** | | | | | | | |
| Gasoline Range Organics | ND | mg/L | 0.125 | EPA 8260B/C /5030A | 4/28/22 | 4/28/22 | |
| **Diesel Range** | | | | | | | |
| Diesel Range Organics | ND | mg/L | 1.0 | EPA 8015C/3510B | 4/28/22 | 4/29/22 | |

**Chemtech-Ford Laboratories**
Serving the Intermountain West Since 1953

9632 South 500 West
Sandy, UT 84070
O:(801) 262-7299 F: (866) 792-0093
*www.ChemtechFord.com*

# Certificate of Analysis

**Rockwell Solutions, Inc**
**Dave Hansen**
**718 East Bridger Lane**
**Elk Ridge, UT 84651**

PO#:
Receipt: **4/28/22 10:06 @ 4.6** °C
Date Reported: 5/4/2022
Project Name: **Triple Stop Chevron**

Sample ID: **MW-22**

Matrix: **Water**
Lab ID: **22D2039-05**
Date Sampled: **4/27/22 16:00**
Sampled By: **David Hansen**

| | Result | Units | Minimum Reporting Limit | Method | Preparation Date/Time | Analysis Date/Time | Flag(s) |
|---|---|---|---|---|---|---|---|
| **MBTEXn** | | | | | | | |
| Benzene | ND | mg/L | 0.005 | EPA 8260B/C 5030A | 4/28/22 | 4/28/22 | |
| Ethylbenzene | ND | mg/L | 0.012 | EPA 8260B/C 5030A | 4/28/22 | 4/28/22 | |
| Methyl tert-Butyl Ether (MTBE) | ND | mg/L | 0.005 | EPA 8260B/C 5030A | 4/28/22 | 4/28/22 | |
| Naphthalene | ND | mg/L | 0.012 | EPA 8260B/C 5030A | 4/28/22 | 4/28/22 | |
| Toluene | ND | mg/L | 0.012 | EPA 8260B/C 5030A | 4/28/22 | 4/28/22 | |
| Xylenes, total | 0.032 | mg/L | 0.012 | EPA 8260B/C 5030A | 4/28/22 | 4/28/22 | |
| **Gasoline Range** | | | | | | | |
| Gasoline Range Organics | 0.520 | mg/L | 0.125 | EPA 8260B/C /5030A | 4/28/22 | 4/28/22 | |
| **Diesel Range** | | | | | | | |
| Diesel Range Organics | ND | mg/L | 1.0 | EPA 8015C/3510B | 4/28/22 | 4/29/22 | |

**Chemtech-Ford Laboratories**
Serving the Intermountain West Since 1953

9632 South 500 West
Sandy, UT 84070
O:(801) 262-7299 F: (866) 792-0093
*www.ChemtechFord.com*

# Certificate of Analysis

**Rockwell Solutions, Inc**
**Dave Hansen**
**718 East Bridger Lane**
**Elk Ridge, UT 84651**

PO#:
Receipt: **4/28/22 10:06 @ 4.6** °C
Date Reported: 5/4/2022
Project Name: **Triple Stop Chevron**

Sample ID: **MW-29**

Matrix: **Water**
Lab ID: **22D2039-06**
Date Sampled: **4/27/22 16:45**
Sampled By: **David Hansen**

| | Result | Units | Minimum Reporting Limit | Method | Preparation Date/Time | Analysis Date/Time | Flag(s) |
|---|---|---|---|---|---|---|---|
| **MBTEXn** | | | | | | | |
| Benzene | 0.014 | mg/L | 0.005 | EPA 8260B/C 5030A | 4/28/22 | 4/28/22 | |
| Ethylbenzene | ND | mg/L | 0.012 | EPA 8260B/C 5030A | 4/28/22 | 4/28/22 | |
| Methyl tert-Butyl Ether (MTBE) | ND | mg/L | 0.005 | EPA 8260B/C 5030A | 4/28/22 | 4/28/22 | |
| Naphthalene | ND | mg/L | 0.012 | EPA 8260B/C 5030A | 4/28/22 | 4/28/22 | |
| Toluene | ND | mg/L | 0.012 | EPA 8260B/C 5030A | 4/28/22 | 4/28/22 | |
| Xylenes, total | ND | mg/L | 0.012 | EPA 8260B/C 5030A | 4/28/22 | 4/28/22 | |
| **Gasoline Range** | | | | | | | |
| Gasoline Range Organics | ND | mg/L | 0.125 | EPA 8260B/C /5030A | 4/28/22 | 4/28/22 | |
| **Diesel Range** | | | | | | | |
| Diesel Range Organics | ND | mg/L | 1.0 | EPA 8015C/3510B | 4/28/22 | 4/29/22 | |

**Chemtech-Ford Laboratories**
Serving the Intermountain West Since 1953

9632 South 500 West
Sandy, UT 84070
O:(801) 262-7299 F: (866) 792-0093
*www.ChemtechFord.com*

# Certificate of Analysis

**Rockwell Solutions, Inc**
**Dave Hansen**
**718 East Bridger Lane**
**Elk Ridge, UT 84651**

PO#:
Receipt: **4/28/22 10:06 @ 4.6** °C
Date Reported: 5/4/2022
Project Name: **Triple Stop Chevron**

Sample ID: **MW-30**

Matrix: **Water**
Lab ID: **22D2039-07**
Date Sampled: **4/27/22 18:15**
Sampled By: **David Hansen**

| | Result | Units | Minimum Reporting Limit | Method | Preparation Date/Time | Analysis Date/Time | Flag(s) |
|---|---|---|---|---|---|---|---|
| **MBTEXn** | | | | | | | |
| Benzene | 0.162 | mg/L | 0.005 | EPA 8260B/C 5030A | 4/28/22 | 4/28/22 | |
| Ethylbenzene | ND | mg/L | 0.012 | EPA 8260B/C 5030A | 4/28/22 | 4/28/22 | |
| Methyl tert-Butyl Ether (MTBE) | ND | mg/L | 0.005 | EPA 8260B/C 5030A | 4/28/22 | 4/28/22 | |
| Naphthalene | ND | mg/L | 0.012 | EPA 8260B/C 5030A | 4/28/22 | 4/28/22 | |
| Toluene | ND | mg/L | 0.012 | EPA 8260B/C 5030A | 4/28/22 | 4/28/22 | |
| Xylenes, total | ND | mg/L | 0.012 | EPA 8260B/C 5030A | 4/28/22 | 4/28/22 | |
| **Gasoline Range** | | | | | | | |
| Gasoline Range Organics | 0.292 | mg/L | 0.125 | EPA 8260B/C /5030A | 4/28/22 | 4/28/22 | |
| **Diesel Range** | | | | | | | |
| Diesel Range Organics | ND | mg/L | 1.0 | EPA 8015C/3510B | 4/28/22 | 4/29/22 | |

**Chemtech-Ford Laboratories**
Serving the Intermountain West Since 1953

9632 South 500 West
Sandy, UT 84070
O:(801) 262-7299 F: (866) 792-0093
*www.ChemtechFord.com*

# Certificate of Analysis

**Rockwell Solutions, Inc**
**Dave Hansen**
**718 East Bridger Lane**
**Elk Ridge, UT 84651**

PO#:
Receipt: **4/28/22 10:06 @ 4.6** °C
Date Reported: 5/4/2022
Project Name: **Triple Stop Chevron**

Sample ID: **MW-31**

Matrix: **Water**
Lab ID: **22D2039-08**
Date Sampled: **4/27/22 17:00**
Sampled By: **David Hansen**

| | Result | Units | Minimum Reporting Limit | Method | Preparation Date/Time | Analysis Date/Time | Flag(s) |
|---|---|---|---|---|---|---|---|
| **MBTEXn** | | | | | | | |
| Benzene | 2.77 | mg/L | 0.100 | EPA 8260B/C 5030A | 4/28/22 | 4/28/22 | |
| Ethylbenzene | 0.234 | mg/L | 0.012 | EPA 8260B/C 5030A | 4/28/22 | 4/28/22 | |
| Methyl tert-Butyl Ether (MTBE) | ND | mg/L | 0.005 | EPA 8260B/C 5030A | 4/28/22 | 4/28/22 | |
| Naphthalene | ND | mg/L | 0.012 | EPA 8260B/C 5030A | 4/28/22 | 4/28/22 | |
| Toluene | ND | mg/L | 0.012 | EPA 8260B/C 5030A | 4/28/22 | 4/28/22 | |
| Xylenes, total | 0.036 | mg/L | 0.012 | EPA 8260B/C 5030A | 4/28/22 | 4/28/22 | |
| **Gasoline Range** | | | | | | | |
| Gasoline Range Organics | 3.68 | mg/L | 0.125 | EPA 8260B/C /5030A | 4/28/22 | 4/28/22 | |
| **Diesel Range** | | | | | | | |
| Diesel Range Organics | ND | mg/L | 1.0 | EPA 8015C/3510B | 4/28/22 | 4/29/22 | |

**Chemtech-Ford Laboratories**
Serving the Intermountain West Since 1953

9632 South 500 West
Sandy, UT 84070
O:(801) 262-7299 F: (866) 792-0093
*www.ChemtechFord.com*

# Certificate of Analysis

**Rockwell Solutions, Inc**
**Dave Hansen**
**718 East Bridger Lane**
**Elk Ridge, UT 84651**

PO#:
Receipt: **4/28/22 10:06 @ 4.6** °C
Date Reported: 5/4/2022
Project Name: **Triple Stop Chevron**

Sample ID: **MW-32**

Matrix: **Water**
Lab ID: **22D2039-09**
Date Sampled: **4/27/22 16:15**
Sampled By: **David Hansen**

| | Result | Units | Minimum Reporting Limit | Method | Preparation Date/Time | Analysis Date/Time | Flag(s) |
|---|---|---|---|---|---|---|---|
| **MBTEXn** | | | | | | | |
| Benzene | 0.007 | mg/L | 0.005 | EPA 8260B/C 5030A | 4/28/22 | 4/28/22 | |
| Ethylbenzene | ND | mg/L | 0.012 | EPA 8260B/C 5030A | 4/28/22 | 4/28/22 | |
| Methyl tert-Butyl Ether (MTBE) | ND | mg/L | 0.005 | EPA 8260B/C 5030A | 4/28/22 | 4/28/22 | |
| Naphthalene | ND | mg/L | 0.012 | EPA 8260B/C 5030A | 4/28/22 | 4/28/22 | |
| Toluene | ND | mg/L | 0.012 | EPA 8260B/C 5030A | 4/28/22 | 4/28/22 | |
| Xylenes, total | ND | mg/L | 0.012 | EPA 8260B/C 5030A | 4/28/22 | 4/28/22 | |
| **Gasoline Range** | | | | | | | |
| Gasoline Range Organics | ND | mg/L | 0.125 | EPA 8260B/C /5030A | 4/28/22 | 4/28/22 | |
| **Diesel Range** | | | | | | | |
| Diesel Range Organics | ND | mg/L | 1.0 | EPA 8015C/3510B | 4/28/22 | 4/29/22 | |

**Chemtech-Ford Laboratories**
Serving the Intermountain West Since 1953

9632 South 500 West
Sandy, UT 84070
O:(801) 262-7299 F: (866) 792-0093
*www.ChemtechFord.com*

# Certificate of Analysis

**Rockwell Solutions, Inc**
**Dave Hansen**
**718 East Bridger Lane**
**Elk Ridge, UT 84651**

PO#:
Receipt: **4/28/22 10:06 @ 4.6** °C
Date Reported: 5/4/2022
Project Name: **Triple Stop Chevron**

Sample ID: **MW-40**

Matrix: **Water**
Lab ID: **22D2039-10**
Date Sampled: **4/27/22 19:15**
Sampled By: **David Hansen**

| | Result | Units | Minimum Reporting Limit | Method | Preparation Date/Time | Analysis Date/Time | Flag(s) |
|---|---|---|---|---|---|---|---|
| **MBTEXn** | | | | | | | |
| Benzene | 0.038 | mg/L | 0.005 | EPA 8260B/C 5030A | 4/28/22 | 4/28/22 | |
| Ethylbenzene | 0.042 | mg/L | 0.012 | EPA 8260B/C 5030A | 4/28/22 | 4/28/22 | |
| Methyl tert-Butyl Ether (MTBE) | ND | mg/L | 0.005 | EPA 8260B/C 5030A | 4/28/22 | 4/28/22 | |
| Naphthalene | ND | mg/L | 0.012 | EPA 8260B/C 5030A | 4/28/22 | 4/28/22 | |
| Toluene | ND | mg/L | 0.012 | EPA 8260B/C 5030A | 4/28/22 | 4/28/22 | |
| Xylenes, total | 0.043 | mg/L | 0.012 | EPA 8260B/C 5030A | 4/28/22 | 4/28/22 | |
| **Gasoline Range** | | | | | | | |
| Gasoline Range Organics | 0.595 | mg/L | 0.125 | EPA 8260B/C /5030A | 4/28/22 | 4/28/22 | |
| **Diesel Range** | | | | | | | |
| Diesel Range Organics | ND | mg/L | 1.0 | EPA 8015C/3510B | 4/28/22 | 4/29/22 | |

**Chemtech-Ford Laboratories**
Serving the Intermountain West Since 1953

9632 South 500 West
Sandy, UT 84070
O:(801) 262-7299 F: (866) 792-0093
*www.ChemtechFord.com*

# Certificate of Analysis

**Rockwell Solutions, Inc**
**Dave Hansen**
**718 East Bridger Lane**
**Elk Ridge, UT 84651**

PO#:
Receipt: **4/28/22 10:06 @ 4.6** °C
Date Reported: 5/4/2022
Project Name: **Triple Stop Chevron**

Sample ID: **MW-41**

Matrix: **Water**
Lab ID: **22D2039-11**
Date Sampled: **4/27/22 17:15**
Sampled By: **David Hansen**

| | Result | Units | Minimum Reporting Limit | Method | Preparation Date/Time | Analysis Date/Time | Flag(s) |
|---|---|---|---|---|---|---|---|
| **MBTEXn** | | | | | | | |
| Benzene | 0.017 | mg/L | 0.005 | EPA 8260B/C 5030A | 4/28/22 | 4/28/22 | |
| Ethylbenzene | ND | mg/L | 0.012 | EPA 8260B/C 5030A | 4/28/22 | 4/28/22 | |
| Methyl tert-Butyl Ether (MTBE) | ND | mg/L | 0.005 | EPA 8260B/C 5030A | 4/28/22 | 4/28/22 | |
| Naphthalene | ND | mg/L | 0.012 | EPA 8260B/C 5030A | 4/28/22 | 4/28/22 | |
| Toluene | ND | mg/L | 0.012 | EPA 8260B/C 5030A | 4/28/22 | 4/28/22 | |
| Xylenes, total | ND | mg/L | 0.012 | EPA 8260B/C 5030A | 4/28/22 | 4/28/22 | |
| **Gasoline Range** | | | | | | | |
| Gasoline Range Organics | ND | mg/L | 0.125 | EPA 8260B/C /5030A | 4/28/22 | 4/28/22 | |
| **Diesel Range** | | | | | | | |
| Diesel Range Organics | ND | mg/L | 1.0 | EPA 8015C/3510B | 4/28/22 | 4/29/22 | |

**Chemtech-Ford Laboratories**
Serving the Intermountain West Since 1953

9632 South 500 West
Sandy, UT 84070
O:(801) 262-7299 F: (866) 792-0093
*www.ChemtechFord.com*

# Certificate of Analysis

**Rockwell Solutions, Inc**
**Dave Hansen**
**718 East Bridger Lane**
**Elk Ridge, UT 84651**

PO#:
Receipt: **4/28/22 10:06 @ 4.6** °C
Date Reported: 5/4/2022
Project Name: **Triple Stop Chevron**

Sample ID: **MW-42**

Matrix: **Water**
Lab ID: **22D2039-12**
Date Sampled: **4/27/22 19:00**
Sampled By: **David Hansen**

| | Result | Units | Minimum Reporting Limit | Method | Preparation Date/Time | Analysis Date/Time | Flag(s) |
|---|---|---|---|---|---|---|---|
| **MBTEXn** | | | | | | | |
| Benzene | 4.28 | mg/L | 0.050 | EPA 8260B/C 5030A | 4/28/22 | 4/28/22 | |
| Ethylbenzene | 0.442 | mg/L | 0.012 | EPA 8260B/C 5030A | 4/28/22 | 4/28/22 | |
| Methyl tert-Butyl Ether (MTBE) | ND | mg/L | 0.005 | EPA 8260B/C 5030A | 4/28/22 | 4/28/22 | |
| Naphthalene | 0.063 | mg/L | 0.012 | EPA 8260B/C 5030A | 4/28/22 | 4/28/22 | |
| Toluene | 0.245 | mg/L | 0.012 | EPA 8260B/C 5030A | 4/28/22 | 4/28/22 | |
| Xylenes, total | 1.30 | mg/L | 0.012 | EPA 8260B/C 5030A | 4/28/22 | 4/28/22 | |
| **Gasoline Range** | | | | | | | |
| Gasoline Range Organics | 7.76 | mg/L | 0.125 | EPA 8260B/C /5030A | 4/28/22 | 4/28/22 | |
| **Diesel Range** | | | | | | | |
| Diesel Range Organics | 1.4 | mg/L | 1.0 | EPA 8015C/3510B | 4/28/22 | 4/29/22 | |

**Chemtech-Ford Laboratories**
Serving the Intermountain West Since 1953

9632 South 500 West
Sandy, UT 84070
O:(801) 262-7299 F: (866) 792-0093
*www.ChemtechFord.com*

# Certificate of Analysis

**Rockwell Solutions, Inc**
**Dave Hansen**
**718 East Bridger Lane**
**Elk Ridge, UT 84651**

PO#:
Receipt: **4/28/22 10:06 @ 4.6** °C
Date Reported: 5/4/2022
Project Name: **Triple Stop Chevron**

Sample ID: **MW-43**

Matrix: **Water**
Lab ID: **22D2039-13**
Date Sampled: **4/27/22 18:00**
Sampled By: **David Hansen**

| | Result | Units | Minimum Reporting Limit | Method | Preparation Date/Time | Analysis Date/Time | Flag(s) |
|---|---|---|---|---|---|---|---|
| **MBTEXn** | | | | | | | |
| Benzene | 0.022 | mg/L | 0.005 | EPA 8260B/C 5030A | 4/28/22 | 4/28/22 | |
| Ethylbenzene | ND | mg/L | 0.012 | EPA 8260B/C 5030A | 4/28/22 | 4/28/22 | |
| Methyl tert-Butyl Ether (MTBE) | ND | mg/L | 0.005 | EPA 8260B/C 5030A | 4/28/22 | 4/28/22 | |
| Naphthalene | ND | mg/L | 0.012 | EPA 8260B/C 5030A | 4/28/22 | 4/28/22 | |
| Toluene | ND | mg/L | 0.012 | EPA 8260B/C 5030A | 4/28/22 | 4/28/22 | |
| Xylenes, total | ND | mg/L | 0.012 | EPA 8260B/C 5030A | 4/28/22 | 4/28/22 | |
| **Gasoline Range** | | | | | | | |
| Gasoline Range Organics | ND | mg/L | 0.125 | EPA 8260B/C /5030A | 4/28/22 | 4/28/22 | |
| **Diesel Range** | | | | | | | |
| Diesel Range Organics | ND | mg/L | 1.0 | EPA 8015C/3510B | 4/28/22 | 4/29/22 | |

**Chemtech-Ford Laboratories**
Serving the Intermountain West Since 1953

9632 South 500 West
Sandy, UT 84070
O:(801) 262-7299 F: (866) 792-0093
*www.ChemtechFord.com*

# Certificate of Analysis

**Rockwell Solutions, Inc**
**Dave Hansen**
**718 East Bridger Lane**
**Elk Ridge, UT 84651**

PO#:
Receipt: **4/28/22 10:06 @ 4.6** °C
Date Reported: 5/4/2022
Project Name: **Triple Stop Chevron**

Sample ID: **MW-44**

Matrix: **Water**

Lab ID: **22D2039-14**

Date Sampled: **4/27/22 18:30**

Sampled By: **David Hansen**

| | Result | Units | Minimum Reporting Limit | Method | Preparation Date/Time | Analysis Date/Time | Flag(s) |
|---|---|---|---|---|---|---|---|
| **MBTEXn** | | | | | | | |
| Benzene | 0.843 | mg/L | 0.005 | EPA 8260B/C 5030A | 4/28/22 | 4/28/22 | |
| Ethylbenzene | 0.198 | mg/L | 0.012 | EPA 8260B/C 5030A | 4/28/22 | 4/28/22 | |
| Methyl tert-Butyl Ether (MTBE) | ND | mg/L | 0.005 | EPA 8260B/C 5030A | 4/28/22 | 4/28/22 | |
| Naphthalene | 0.028 | mg/L | 0.012 | EPA 8260B/C 5030A | 4/28/22 | 4/28/22 | |
| Toluene | 0.059 | mg/L | 0.012 | EPA 8260B/C 5030A | 4/28/22 | 4/28/22 | |
| Xylenes, total | 0.460 | mg/L | 0.012 | EPA 8260B/C 5030A | 4/28/22 | 4/28/22 | |
| **Gasoline Range** | | | | | | | |
| Gasoline Range Organics | 2.61 | mg/L | 0.125 | EPA 8260B/C /5030A | 4/28/22 | 4/28/22 | |
| **Diesel Range** | | | | | | | |
| Diesel Range Organics | ND | mg/L | 1.0 | EPA 8015C/3510B | 4/28/22 | 4/29/22 | |

**Chemtech-Ford Laboratories**
Serving the Intermountain West Since 1953

9632 South 500 West
Sandy, UT 84070
O:(801) 262-7299 F: (866) 792-0093
*www.ChemtechFord.com*

# Certificate of Analysis

**Rockwell Solutions, Inc**
**Dave Hansen**
**718 East Bridger Lane**
**Elk Ridge, UT 84651**

PO#:
Receipt: **4/28/22 10:06 @ 4.6** °C
Date Reported: 5/4/2022
Project Name: **Triple Stop Chevron**

Sample ID: **MW-45**

Matrix: **Water**
Lab ID: **22D2039-15**
Date Sampled: **4/27/22 19:30**
Sampled By: **David Hansen**

| | Result | Units | Minimum Reporting Limit | Method | Preparation Date/Time | Analysis Date/Time | Flag(s) |
|---|---|---|---|---|---|---|---|
| **MBTEXn** | | | | | | | |
| Benzene | 0.187 | mg/L | 0.005 | EPA 8260B/C 5030A | 4/28/22 | 4/28/22 | |
| Ethylbenzene | 0.087 | mg/L | 0.012 | EPA 8260B/C 5030A | 4/28/22 | 4/28/22 | |
| Methyl tert-Butyl Ether (MTBE) | ND | mg/L | 0.005 | EPA 8260B/C 5030A | 4/28/22 | 4/28/22 | |
| Naphthalene | 0.013 | mg/L | 0.012 | EPA 8260B/C 5030A | 4/28/22 | 4/28/22 | |
| Toluene | 0.025 | mg/L | 0.012 | EPA 8260B/C 5030A | 4/28/22 | 4/28/22 | |
| Xylenes, total | 0.420 | mg/L | 0.012 | EPA 8260B/C 5030A | 4/28/22 | 4/28/22 | |
| **Gasoline Range** | | | | | | | |
| Gasoline Range Organics | 1.09 | mg/L | 0.125 | EPA 8260B/C /5030A | 4/28/22 | 4/28/22 | |
| **Diesel Range** | | | | | | | |
| Diesel Range Organics | ND | mg/L | 1.0 | EPA 8015C/3510B | 4/28/22 | 4/29/22 | |

**Chemtech-Ford Laboratories**
Serving the Intermountain West Since 1953

9632 South 500 West
Sandy, UT 84070
O:(801) 262-7299 F: (866) 792-0093
*www.ChemtechFord.com*

# Certificate of Analysis

**Rockwell Solutions, Inc**
**Dave Hansen**
**718 East Bridger Lane**
**Elk Ridge, UT 84651**

PO#:
Receipt: **4/28/22 10:06 @ 4.6** °C
Date Reported: 5/4/2022
Project Name: **Triple Stop Chevron**

Sample ID: **AS-2**

Matrix: **Water**
Lab ID: **22D2039-16**
Date Sampled: **4/27/22 15:15**
Sampled By: **David Hansen**

| | Result | Units | Minimum Reporting Limit | Method | Preparation Date/Time | Analysis Date/Time | Flag(s) |
|---|---|---|---|---|---|---|---|
| **MBTEXn** | | | | | | | |
| Benzene | ND | mg/L | 0.005 | EPA 8260B/C 5030A | 4/28/22 | 4/28/22 | |
| Ethylbenzene | ND | mg/L | 0.012 | EPA 8260B/C 5030A | 4/28/22 | 4/28/22 | |
| Methyl tert-Butyl Ether (MTBE) | ND | mg/L | 0.005 | EPA 8260B/C 5030A | 4/28/22 | 4/28/22 | |
| Naphthalene | ND | mg/L | 0.012 | EPA 8260B/C 5030A | 4/28/22 | 4/28/22 | |
| Toluene | ND | mg/L | 0.012 | EPA 8260B/C 5030A | 4/28/22 | 4/28/22 | |
| Xylenes, total | ND | mg/L | 0.012 | EPA 8260B/C 5030A | 4/28/22 | 4/28/22 | |
| **Gasoline Range** | | | | | | | |
| Gasoline Range Organics | ND | mg/L | 0.125 | EPA 8260B/C /5030A | 4/28/22 | 4/28/22 | |
| **Diesel Range** | | | | | | | |
| Diesel Range Organics | ND | mg/L | 1.0 | EPA 8015C/3510B | 4/28/22 | 4/29/22 | |

**Chemtech-Ford Laboratories**
Serving the Intermountain West Since 1953

9632 South 500 West
Sandy, UT 84070
O:(801) 262-7299 F: (866) 792-0093
*www.ChemtechFord.com*

# Certificate of Analysis

**Rockwell Solutions, Inc**
**Dave Hansen**
**718 East Bridger Lane**
**Elk Ridge, UT 84651**

PO#:
Receipt: **4/28/22 10:06 @ 4.6** °C
Date Reported: 5/4/2022
Project Name: **Triple Stop Chevron**

Sample ID: **AS-3**

Matrix: **Water**
Lab ID: **22D2039-17**
Date Sampled: **4/27/22 15:30**
Sampled By: **David Hansen**

| | Result | Units | Minimum Reporting Limit | Method | Preparation Date/Time | Analysis Date/Time | Flag(s) |
|---|---|---|---|---|---|---|---|
| **MBTEXn** | | | | | | | |
| Benzene | ND | mg/L | 0.005 | EPA 8260B/C 5030A | 4/28/22 | 4/28/22 | |
| Ethylbenzene | ND | mg/L | 0.012 | EPA 8260B/C 5030A | 4/28/22 | 4/28/22 | |
| Methyl tert-Butyl Ether (MTBE) | ND | mg/L | 0.005 | EPA 8260B/C 5030A | 4/28/22 | 4/28/22 | |
| Naphthalene | ND | mg/L | 0.012 | EPA 8260B/C 5030A | 4/28/22 | 4/28/22 | |
| Toluene | ND | mg/L | 0.012 | EPA 8260B/C 5030A | 4/28/22 | 4/28/22 | |
| Xylenes, total | ND | mg/L | 0.012 | EPA 8260B/C 5030A | 4/28/22 | 4/28/22 | |
| **Gasoline Range** | | | | | | | |
| Gasoline Range Organics | ND | mg/L | 0.125 | EPA 8260B/C /5030A | 4/28/22 | 4/28/22 | |
| **Diesel Range** | | | | | | | |
| Diesel Range Organics | ND | mg/L | 1.0 | EPA 8015C/3510B | 4/28/22 | 4/29/22 | |

**Chemtech-Ford Laboratories**
Serving the Intermountain West Since 1953

9632 South 500 West
Sandy, UT 84070
O:(801) 262-7299 F: (866) 792-0093
*www.ChemtechFord.com*

# Certificate of Analysis

**Rockwell Solutions, Inc**
**Dave Hansen**
**718 East Bridger Lane**
**Elk Ridge, UT 84651**

PO#:
Receipt: **4/28/22 10:06 @ 4.6** °C
Date Reported: 5/4/2022
Project Name: **Triple Stop Chevron**

Sample ID: **AS-6**

Matrix: **Water**
Lab ID: **22D2039-18**
Date Sampled: **4/27/22 15:45**
Sampled By: **David Hansen**

| | Result | Units | Minimum Reporting Limit | Method | Preparation Date/Time | Analysis Date/Time | Flag(s) |
|---|---|---|---|---|---|---|---|
| **MBTEXn** | | | | | | | |
| Benzene | ND | mg/L | 0.005 | EPA 8260B/C 5030A | 4/28/22 | 4/28/22 | |
| Ethylbenzene | ND | mg/L | 0.012 | EPA 8260B/C 5030A | 4/28/22 | 4/28/22 | |
| Methyl tert-Butyl Ether (MTBE) | ND | mg/L | 0.005 | EPA 8260B/C 5030A | 4/28/22 | 4/28/22 | |
| Naphthalene | ND | mg/L | 0.012 | EPA 8260B/C 5030A | 4/28/22 | 4/28/22 | |
| Toluene | ND | mg/L | 0.012 | EPA 8260B/C 5030A | 4/28/22 | 4/28/22 | |
| Xylenes, total | ND | mg/L | 0.012 | EPA 8260B/C 5030A | 4/28/22 | 4/28/22 | |
| **Gasoline Range** | | | | | | | |
| Gasoline Range Organics | ND | mg/L | 0.125 | EPA 8260B/C /5030A | 4/28/22 | 4/28/22 | |
| **Diesel Range** | | | | | | | |
| Diesel Range Organics | ND | mg/L | 1.0 | EPA 8015C/3510B | 4/28/22 | 4/29/22 | |

**Chemtech-Ford Laboratories**
Serving the Intermountain West Since 1953

9632 South 500 West
Sandy, UT 84070
O:(801) 262-7299 F: (866) 792-0093
*www.ChemtechFord.com*

# Certificate of Analysis

**Rockwell Solutions, Inc**
**Dave Hansen**
**718 East Bridger Lane**
**Elk Ridge, UT 84651**

PO#:
Receipt: **4/28/22 10:06 @ 4.6** °C
Date Reported: 5/4/2022
Project Name: **Triple Stop Chevron**

Sample ID: **MW-43, 10'**
Matrix: **Solid**
Lab ID: **22D2039-19**
Date Sampled: **4/25/22 12:40**
Sampled By: **David Hansen**

| | Result | Units | Minimum Reporting Limit | Method | Preparation Date/Time | Analysis Date/Time | Flag(s) |
|---|---|---|---|---|---|---|---|
| **Inorganic** | | | | | | | |
| Total Solids | 84.8 | % | 0.1 | SM 2540G | 4/28/22 | 4/28/22 | |
| **MBTEXn** | | | | | | | |
| Benzene | ND | mg/kg dry | 0.01 | EPA 8260B/C 5035A | 5/2/22 | 5/2/22 | |
| Ethylbenzene | ND | mg/kg dry | 0.03 | EPA 8260B/C 5035A | 5/2/22 | 5/2/22 | |
| Methyl tert-Butyl Ether (MTBE) | ND | mg/kg dry | 0.01 | EPA 8260B/C 5035A | 5/2/22 | 5/2/22 | |
| Naphthalene | ND | mg/kg dry | 0.03 | EPA 8260B/C 5035A | 5/2/22 | 5/2/22 | |
| Toluene | ND | mg/kg dry | 0.03 | EPA 8260B/C 5035A | 5/2/22 | 5/2/22 | |
| Xylenes, total | ND | mg/kg dry | 0.03 | EPA 8260B/C 5035A | 5/2/22 | 5/2/22 | |
| **Gasoline Range** | | | | | | | |
| Gasoline Range Organics | ND | mg/kg dry | 0.298 | EPA 8260B/C 5035A | 5/2/22 | 5/2/22 | |
| **Diesel Range** | | | | | | | |
| Diesel Range Organics | ND | mg/kg dry | 59 | EPA 8015C/3550B | 5/2/22 | 5/2/22 | |

**Chemtech-Ford Laboratories**
Serving the Intermountain West Since 1953

9632 South 500 West
Sandy, UT 84070
O:(801) 262-7299 F: (866) 792-0093
*www.ChemtechFord.com*

# Certificate of Analysis

**Rockwell Solutions, Inc**
**Dave Hansen**
**718 East Bridger Lane**
**Elk Ridge, UT 84651**

PO#:
Receipt: **4/28/22 10:06 @ 4.6** °C
Date Reported: 5/4/2022
Project Name: **Triple Stop Chevron**

Sample ID: **MW-44, 10'**
Matrix: **Solid**
Lab ID: **22D2039-20**
Date Sampled: **4/25/22 14:45**
Sampled By: **David Hansen**

| | Result | Units | Minimum Reporting Limit | Method | Preparation Date/Time | Analysis Date/Time | Flag(s) |
|---|---|---|---|---|---|---|---|
| **Inorganic** | | | | | | | |
| Total Solids | 78.4 | % | 0.1 | SM 2540G | 4/28/22 | 4/28/22 | |
| **MBTEXn** | | | | | | | |
| Benzene | ND | mg/kg dry | 0.01 | EPA 8260B/C 5035A | 5/2/22 | 5/2/22 | |
| Ethylbenzene | ND | mg/kg dry | 0.03 | EPA 8260B/C 5035A | 5/2/22 | 5/2/22 | |
| Methyl tert-Butyl Ether (MTBE) | ND | mg/kg dry | 0.01 | EPA 8260B/C 5035A | 5/2/22 | 5/2/22 | |
| Naphthalene | ND | mg/kg dry | 0.03 | EPA 8260B/C 5035A | 5/2/22 | 5/2/22 | |
| Toluene | ND | mg/kg dry | 0.03 | EPA 8260B/C 5035A | 5/2/22 | 5/2/22 | |
| Xylenes, total | ND | mg/kg dry | 0.03 | EPA 8260B/C 5035A | 5/2/22 | 5/2/22 | |
| **Gasoline Range** | | | | | | | |
| Gasoline Range Organics | ND | mg/kg dry | 0.301 | EPA 8260B/C 5035A | 5/2/22 | 5/2/22 | |
| **Diesel Range** | | | | | | | |
| Diesel Range Organics | ND | mg/kg dry | 64 | EPA 8015C/3550B | 5/2/22 | 5/2/22 | |

**Chemtech-Ford Laboratories**
Serving the Intermountain West Since 1953

9632 South 500 West
Sandy, UT 84070
O:(801) 262-7299 F: (866) 792-0093
*www.ChemtechFord.com*

# Certificate of Analysis

**Rockwell Solutions, Inc**
**Dave Hansen**
**718 East Bridger Lane**
**Elk Ridge, UT 84651**

PO#:
Receipt: **4/28/22 10:06 @ 4.6** °C
Date Reported: 5/4/2022
Project Name: **Triple Stop Chevron**

Sample ID: **MW-45, 11'**
Matrix: **Solid**
Lab ID: **22D2039-21**
Date Sampled: **4/26/22 18:00**
Sampled By: **David Hansen**

| | Result | Units | Minimum Reporting Limit | Method | Preparation Date/Time | Analysis Date/Time | Flag(s) |
|---|---|---|---|---|---|---|---|
| **Inorganic** | | | | | | | |
| Total Solids | 86.2 | % | 0.1 | SM 2540G | 4/28/22 | 4/28/22 | |
| **MBTEXn** | | | | | | | |
| Benzene | ND | mg/kg dry | 0.01 | EPA 8260B/C 5035A | 5/2/22 | 5/2/22 | |
| Ethylbenzene | ND | mg/kg dry | 0.03 | EPA 8260B/C 5035A | 5/2/22 | 5/2/22 | |
| Methyl tert-Butyl Ether (MTBE) | ND | mg/kg dry | 0.01 | EPA 8260B/C 5035A | 5/2/22 | 5/2/22 | |
| Naphthalene | ND | mg/kg dry | 0.03 | EPA 8260B/C 5035A | 5/2/22 | 5/2/22 | |
| Toluene | ND | mg/kg dry | 0.03 | EPA 8260B/C 5035A | 5/2/22 | 5/2/22 | |
| Xylenes, total | ND | mg/kg dry | 0.03 | EPA 8260B/C 5035A | 5/2/22 | 5/2/22 | |
| **Gasoline Range** | | | | | | | |
| Gasoline Range Organics | ND | mg/kg dry | 0.293 | EPA 8260B/C 5035A | 5/2/22 | 5/2/22 | |
| **Diesel Range** | | | | | | | |
| Diesel Range Organics | ND | mg/kg dry | 58 | EPA 8015C/3550B | 5/2/22 | 5/2/22 | |

## Certificate of Analysis

**Rockwell Solutions, Inc**
**Dave Hansen**
**718 East Bridger Lane**
**Elk Ridge, UT 84651**

PO#:
Receipt: **4/28/22 10:06 @ 4.6** °C
Date Reported: 5/4/2022
Project Name: **Triple Stop Chevron**

# Report Footnotes

**Abbreviations**

ND = Not detected at the corresponding Minimum Reporting Limit (MRL).
1 mg/L = one milligram per liter or 1 mg/kg = one milligram per kilogram = 1 part per million.
1 ug/L = one microgram per liter or 1 ug/kg = one microgram per kilogram = 1 part per billion.
1 ng/L = one nanogram per liter or 1 ng/kg = one nanogram per kilogram = 1 part per trillion.

# CHAIN OF CUSTODY - SAMPLE SUBMITTAL FORM

COMPANY: Rockwell Solutions, Inc.
ADDRESS:
CITY/STATE/ZIP:
PHONE #:
CONTACT:
EMAIL:
PROJECT: Triple Stop Chevron
PO Number:
INVOICE EMAIL ADDRESS:

22D2039

| RUSH Due Date*: |
|---|
| Standard |

* Expedited turnaround subject to additional charge

| QC Level |
|---|
| 1 2 3 4 |

QC levels definition: QC1: none QC2: Batch QC, random sample
QC3: 25% surcharge. Narrative plus Batch QC, your sample selected
QC4: 40% surcharge. Add raw data

CHEMTECH-FORD LABORATORIES

Chemtech-Ford Laboratories
9632 South 500 West
Sandy, UT 84070
Phone: 801-262-7299
www.chemtechford.com

| Sample condition | | | |
|---|---|---|---|
| | Custody Seal | X | Correct Containers |
| X | Container Intact | X | Sufficient Sample Volume |
| X | COC/Labels Agree | | Headspace Present (VOC) |
| X | Received on Ice | | Temperature Blank |
| | | X | Received within Holding Time |

| Delivery Method | | | |
|---|---|---|---|
| | UPS | | USPS |
| | FedEx | | Chemtech-Ford Courier |
| X | Walk-in | | Customer Courier |

TESTS REQUESTED

| Lab Use Only | CLIENT SAMPLE INFORMATION | | | | 8260: MBTEXN TPH-GRO | 8015: TPH-DRO | | | | | | | | | | | E. Coli/Coliform (Absent/Present) | E. Coli/Coliform ( Enumerated) | HPC |
|---|---|---|---|---|---|---|---|---|---|---|---|---|---|---|---|---|---|---|---|
| 22D2039 | LOCATION / IDENTIFICATION | DATE | TIME | MATRIX | | | | | | | | | | | | | | | |
| 01 | 1. MW-1 | 4-27-22 | 1745 | GW | X | X | | | | | | | | | | | | | |
| 02 | 2. MW-2 | | 1730 | | | | | | | | | | | | | | | | |
| 03 | 3. MW-19 | | 1845 | | | | | | | | | | | | | | | | |
| 04 | 4. MW-20 | | 1630 | | | | | | | | | | | | | | | | |
| 05 | 5. MW-22 | | 1600 | | | | | | | | | | | | | | | | |
| 06 | 6. MW-29 | | 1645 | | | | | | | | | | | | | | | | |
| 07 | 7. MW-30 | | 1815 | | | | | | | | | | | | | | | | |
| 08 | 8. MW-31 | | 1700 | | | | | | | | | | | | | | | | |
| 09 | 9. MW-32 | | 1615 | | | | | | | | | | | | | | | | |
| 10 | 10. MW-40 | | 1915 | | | | | | | | | | | | | | | | |
| | | | | Bottle type | W(4) | | for all waters | | | | | | | | | | | | |
| | | | | Lot # | 1132 | | | | | | | | | | | | | | |

Sampled by: [print] David Hansen
Sampled by: [signature] David Hansen

ON ICE NOT ON ICE Temp (C°): 4.6

Samples received outside the EPA recommended temperature range of 0-6 C° may be rejected.

*Special Instructions:*

| Relinquished by: [signature] | Date/Time | Received by: [signature] | Date/Time |
|---|---|---|---|
| David Hansen | 4-28-22/1006 | Cathy Hay | 4/28/22 1006 |
| | | | |
| | | | |

*Payment Terms are net 30 days OAC. 1.5% interest charge per month (18% per annum). Client agress to pay collection costs and attorney's fees.*

# CHAIN OF CUSTODY - SAMPLE SUBMITTAL FORM

COMPANY: Rockwell Solutions, Inc.
ADDRESS:
CITY/STATE/ZIP:
PHONE #:
CONTACT:
EMAIL:
PROJECT: Triple Stop Chevron
PO Number:
INVOICE EMAIL ADDRESS:

| RUSH Due Date*: |
|---|
| Standard |

* Expedited turnaround subject to additional charge

| QC Level |
|---|
| 1 2 3 4 |

QC levels definition: QC1: none QC2: Batch QC, random sample
QC3: 25% surcharge, Narrative plus Batch QC, your sample selected
QC4: 40% surcharge, Add raw data

CHEMTECH-FORD LABORATORIES

Chemtech-Ford Laboratories
9632 South 500 West
Sandy, UT 84070
Phone: 801-262-7299
www.chemtechford.com

22D2039

| Sample condition | | | |
|---|---|---|---|
| | Custody Seal | X | Correct Containers |
| X | Container Intact | X | Sufficient Sample Volume |
| X | COC/Labels Agree | | Headspace Present (VOC) |
| X | Received on Ice | | Temperature Blank |
| | | X | Received within Holding Time |

| Delivery Method | | | |
|---|---|---|---|
| | UPS | | USPS |
| | FedEx | | Chemtech-Ford Courier |
| X | Walk-in | | Customer Courier |

TESTS REQUESTED

| Lab Use Only | CLIENT SAMPLE INFORMATION | | | | 8260: MBTEXN TPH-GRO | 8015: TPH-DRO | | | | | | | | | | | | E. Coli/Coliform (Absent/Present) | E. Coli/Coliform ( Enumerated) | HPC |
|---|---|---|---|---|---|---|---|---|---|---|---|---|---|---|---|---|---|---|---|---|
| 22D2039 | LOCATION / IDENTIFICATION | DATE | TIME | MATRIX | | | | | | | | | | | | | | | | |
| 11 | 1. MW-41 | 4-27-22 | 1715 | GW | X | X | | | | | | | | | | | | | | |
| 12 | 2. MW-42 | | 1900 | | | | | | | | | | | | | | | | | |
| 13 | 3. MW-43 | | 1800 | | | | | | | | | | | | | | | | | |
| 14 | 4. MW-44 | | 1830 | | | | | | | | | | | | | | | | | |
| 15 | 5. MW-45 | | 1930 | | | | | | | | | | | | | | | | | |
| 16 | 6. AS-2 | | 1515 | | | | | | | | | | | | | | | | | |
| 17 | 7. AS-3 | | 1530 | | | | | | | | | | | | | | | | | |
| 18 | 8. AS-6 | | 1545 | | | | | | | | | | | | | | | | | |
| 19 | 9. MW-43, 10' | 4-25-22 | 1240 | | X | X | | | | | | | | | | | | | | |
| 20 | 10. MW-44, 10' | " | 1445 | | X | X | | | | | | | | | | | | | | |

Bottle type 40 ml (2)
Lot # 7291

Sampled by: [print] David Hansen
Sampled by: [signature] David Hansen

ON ICE NOT ON ICE Temp (C°): 4.6

Samples received outside the EPA recommended temperature range of 0-6 C° may be rejected.

Special Instructions:

| Relinquished by: [signature] | Date/Time | Received by: [signature] | Date/Time |
|---|---|---|---|
| David Hansen | 4-28-22/1006 | [signature] | 4/28/22 1006 |
| Relinquished by: [signature] | Date/Time | Received by: [signature] | Date/Time |
| Relinquished by: [signature] | Date/Time | Received by: [signature] | Date/Time |

Payment Terms are net 30 days OAC. 1.5% interest charge per month (18% per annum). Client agress to pay collection costs and attorney's fees.

# CHAIN OF CUSTODY - SAMPLE SUBMITTAL FORM

COMPANY: Rockwell Solutions, Inc.
ADDRESS:
CITY/STATE/ZIP:
PHONE #:
CONTACT:
EMAIL:
PROJECT: Triple Stop Chevron
PO Number:
INVOICE EMAIL ADDRESS:

22D2039

| RUSH Due Date*: |
|---|
| Standard |

* Expedited turnaround subject to additional charge

| QC Level |
|---|
| 1 2 3 4 |

QC levels definition: QC1: none QC2: Batch QC, random sample
QC3: 25% surcharge, Narrative plus Batch QC, your sample selected
QC4: 40% surcharge, Add raw data

CHEMTECH-FORD LABORATORIES
Chemtech-Ford Laboratories
9632 South 500 West
Sandy, UT 84070
Phone: 801-262-7299
www.chemtechford.com

| Sample condition | | | |
|---|---|---|---|
| | Custody Seal | X | Correct Containers |
| X | Container Intact | X | Sufficient Sample Volume |
| X | COC/Labels Agree | | Headspace Present (VOC) |
| X | Received on Ice | | Temperature Blank |
| | | X | Received within Holding Time |

| Delivery Method | | | |
|---|---|---|---|
| | UPS | | USPS |
| | FedEx | | Chemtech-Ford Courier |
| X | Walk-in | | Customer Courier |

| Lab Use Only | CLIENT SAMPLE INFORMATION | | | | TESTS REQUESTED | | | | | | | | | | | | | | |
|---|---|---|---|---|---|---|---|---|---|---|---|---|---|---|---|---|---|---|---|
| 22D2039 | LOCATION / IDENTIFICATION | DATE | TIME | MATRIX | 8260: MBTEXN TPH-GRO | 8015: TPH-DRO | | | | | | | | | | | E. Coli/Coliform (Absent/Present) | E. Coli/Coliform ( Enumerated) | HPC |
| 21 | 1. MW-45, 11' | 4-26-22 | 1800 | S | X | X | | | | | | | | | | | | | |
| | 2. | | | | | | | | | | | | | | | | | | |
| | 3. | | | | | | | | | | | | | | | | | | |
| | 4. | | | | | | | | | | | | | | | | | | |
| | 5. | | | | | | | | | | | | | | | | | | |
| | 6. | | | | | | | | | | | | | | | | | | |
| | 7. | | | | | | | | | | | | | | | | | | |
| | 8. | | | | | | | | | | | | | | | | | | |
| | 9. | | | | | | | | | | | | | | | | | | |
| | 10. | | | | | | | | | | | | | | | | | | |

Bottle type: 6-2oz (2)
Lot #: 7259

Sampled by: [print] David Hansen
Sampled by: [signature] David Hansen

ON ICE NOT ON ICE Temp (C°): 4.6

Samples received outside the EPA recommended temperature range of 0-6 C° may be rejected.

*Special Instructions:*

| Relinquished by: [signature] | Date/Time | Received by: [signature] | Date/Time |
|---|---|---|---|
| David Hansen | 4-28-22 / 1006 | Kellum Hay | 4/28/22 1006 |
| | | | |
| | | | |

*Payment Terms are net 30 days OAC. 1.5% interest charge per month (18% per annum). Client agress to pay collection costs and attorney's fees.*

CHEMTECH-FORD
LABORATORIES

5/13/2022

# Work Order: 22E1027
# Project: Triple Stop Chevron

**Rockwell Solutions, Inc**
**Attn: Dave Hansen**
**718 East Bridger Lane**
**Elk Ridge, UT 84651**

**Client Service Contact: 801.262.7299**

The analyses presented on this report were performed in accordance with the National Environmental Laboratory Accreditation Program (NELAP) unless noted in the comments, flags, or case narrative. If the report is to be used for regulatory compliance, it should be presented in its entirety, and not be altered.

NELAP ACCREDITED TNI LABORATORY

Approved By:

Dave Gayer, Laboratory Director

**Chemtech-Ford Laboratories**
Serving the Intermountain West Since 1953

9632 South 500 West
Sandy, UT 84070
O:(801) 262-7299 F: (866) 792-0093
*www.ChemtechFord.com*

# Certificate of Analysis

**Rockwell Solutions, Inc**
**Dave Hansen**
**718 East Bridger Lane**
**Elk Ridge, UT 84651**

PO#:
Receipt: **5/12/22 13:07 @ 5.4** °C
Date Reported: 5/13/2022
Project Name: **Triple Stop Chevron**

Sample ID: **MW-19**

Matrix: **Water**

Lab ID: **22E1027-01**

Date Sampled: **5/12/22 10:40**

Sampled By: **David Hansen**

| | Result | Units | Minimum Reporting Limit | Method | Preparation Date/Time | Analysis Date/Time | Flag(s) |
|---|---|---|---|---|---|---|---|
| **MBTEXn** | | | | | | | |
| Benzene | ND | mg/L | 0.005 | EPA 8260B/C 5030A | 5/12/22 | 5/12/22 | |
| Ethylbenzene | ND | mg/L | 0.012 | EPA 8260B/C 5030A | 5/12/22 | 5/12/22 | |
| Methyl tert-Butyl Ether (MTBE) | ND | mg/L | 0.005 | EPA 8260B/C 5030A | 5/12/22 | 5/12/22 | |
| Naphthalene | ND | mg/L | 0.012 | EPA 8260B/C 5030A | 5/12/22 | 5/12/22 | |
| Toluene | ND | mg/L | 0.012 | EPA 8260B/C 5030A | 5/12/22 | 5/12/22 | |
| Xylenes, total | ND | mg/L | 0.012 | EPA 8260B/C 5030A | 5/12/22 | 5/12/22 | |
| **Gasoline Range** | | | | | | | |
| Gasoline Range Organics | ND | mg/L | 0.125 | EPA 8260B/C /5030A | 5/12/22 | 5/12/22 | |
| **Diesel Range** | | | | | | | |
| Diesel Range Organics | ND | mg/L | 1.0 | EPA 8015C/3510B | 5/13/22 | 5/13/22 | |

**Chemtech-Ford Laboratories**
Serving the Intermountain West Since 1953

9632 South 500 West
Sandy, UT 84070
O:(801) 262-7299 F: (866) 792-0093
*www.ChemtechFord.com*

# Certificate of Analysis

**Rockwell Solutions, Inc**
**Dave Hansen**
**718 East Bridger Lane**
**Elk Ridge, UT 84651**

PO#:
Receipt: **5/12/22 13:07 @ 5.4** °C
Date Reported: 5/13/2022
Project Name: **Triple Stop Chevron**

Sample ID: **MW-30**

Matrix: **Water**
Lab ID: **22E1027-02**
Date Sampled: **5/12/22 10:00**
Sampled By: **David Hansen**

| | Result | Units | Minimum Reporting Limit | Method | Preparation Date/Time | Analysis Date/Time | Flag(s) |
|---|---|---|---|---|---|---|---|
| **MBTEXn** | | | | | | | |
| Benzene | ND | mg/L | 0.005 | EPA 8260B/C 5030A | 5/12/22 | 5/12/22 | |
| Ethylbenzene | ND | mg/L | 0.012 | EPA 8260B/C 5030A | 5/12/22 | 5/12/22 | |
| Methyl tert-Butyl Ether (MTBE) | ND | mg/L | 0.005 | EPA 8260B/C 5030A | 5/12/22 | 5/12/22 | |
| Naphthalene | ND | mg/L | 0.012 | EPA 8260B/C 5030A | 5/12/22 | 5/12/22 | |
| Toluene | ND | mg/L | 0.012 | EPA 8260B/C 5030A | 5/12/22 | 5/12/22 | |
| Xylenes, total | ND | mg/L | 0.012 | EPA 8260B/C 5030A | 5/12/22 | 5/12/22 | |
| **Gasoline Range** | | | | | | | |
| Gasoline Range Organics | ND | mg/L | 0.125 | EPA 8260B/C /5030A | 5/12/22 | 5/12/22 | |
| **Diesel Range** | | | | | | | |
| Diesel Range Organics | ND | mg/L | 1.0 | EPA 8015C/3510B | 5/13/22 | 5/13/22 | |

**Chemtech-Ford Laboratories**
Serving the Intermountain West Since 1953

9632 South 500 West
Sandy, UT 84070
O:(801) 262-7299 F: (866) 792-0093
*www.ChemtechFord.com*

# Certificate of Analysis

**Rockwell Solutions, Inc**
**Dave Hansen**
**718 East Bridger Lane**
**Elk Ridge, UT 84651**

PO#:
Receipt: **5/12/22 13:07 @ 5.4** °C
Date Reported: 5/13/2022
Project Name: **Triple Stop Chevron**

Sample ID: **MW-31**

Matrix: **Water**

Lab ID: **22E1027-03**

Date Sampled: **5/12/22 9:00**

Sampled By: **David Hansen**

| | Result | Units | Minimum Reporting Limit | Method | Preparation Date/Time | Analysis Date/Time | Flag(s) |
|---|---|---|---|---|---|---|---|
| **MBTEXn** | | | | | | | |
| Benzene | ND | mg/L | 0.005 | EPA 8260B/C 5030A | 5/12/22 | 5/12/22 | |
| Ethylbenzene | ND | mg/L | 0.012 | EPA 8260B/C 5030A | 5/12/22 | 5/12/22 | |
| Methyl tert-Butyl Ether (MTBE) | ND | mg/L | 0.005 | EPA 8260B/C 5030A | 5/12/22 | 5/12/22 | |
| Naphthalene | ND | mg/L | 0.012 | EPA 8260B/C 5030A | 5/12/22 | 5/12/22 | |
| Toluene | ND | mg/L | 0.012 | EPA 8260B/C 5030A | 5/12/22 | 5/12/22 | |
| Xylenes, total | ND | mg/L | 0.012 | EPA 8260B/C 5030A | 5/12/22 | 5/12/22 | |
| **Gasoline Range** | | | | | | | |
| Gasoline Range Organics | ND | mg/L | 0.125 | EPA 8260B/C /5030A | 5/12/22 | 5/12/22 | |
| **Diesel Range** | | | | | | | |
| Diesel Range Organics | ND | mg/L | 1.0 | EPA 8015C/3510B | 5/13/22 | 5/13/22 | |

**Chemtech-Ford Laboratories**
Serving the Intermountain West Since 1953

9632 South 500 West
Sandy, UT 84070
O:(801) 262-7299 F: (866) 792-0093
*www.ChemtechFord.com*

# Certificate of Analysis

**Rockwell Solutions, Inc**
**Dave Hansen**
**718 East Bridger Lane**
**Elk Ridge, UT 84651**

PO#:
Receipt: **5/12/22 13:07 @ 5.4** °C
Date Reported: 5/13/2022
Project Name: **Triple Stop Chevron**

Sample ID: **MW-38**

Matrix: **Water**

Lab ID: **22E1027-04**

Date Sampled: **5/12/22 12:00**

Sampled By: **David Hansen**

| | Result | Units | Minimum Reporting Limit | Method | Preparation Date/Time | Analysis Date/Time | Flag(s) |
|---|---|---|---|---|---|---|---|
| **MBTEXn** | | | | | | | |
| Benzene | ND | mg/L | 0.005 | EPA 8260B/C 5030A | 5/12/22 | 5/12/22 | |
| Ethylbenzene | ND | mg/L | 0.012 | EPA 8260B/C 5030A | 5/12/22 | 5/12/22 | |
| Methyl tert-Butyl Ether (MTBE) | ND | mg/L | 0.005 | EPA 8260B/C 5030A | 5/12/22 | 5/12/22 | |
| Naphthalene | ND | mg/L | 0.012 | EPA 8260B/C 5030A | 5/12/22 | 5/12/22 | |
| Toluene | ND | mg/L | 0.012 | EPA 8260B/C 5030A | 5/12/22 | 5/12/22 | |
| Xylenes, total | ND | mg/L | 0.012 | EPA 8260B/C 5030A | 5/12/22 | 5/12/22 | |
| **Gasoline Range** | | | | | | | |
| Gasoline Range Organics | ND | mg/L | 0.125 | EPA 8260B/C /5030A | 5/12/22 | 5/12/22 | |
| **Diesel Range** | | | | | | | |
| Diesel Range Organics | ND | mg/L | 1.0 | EPA 8015C/3510B | 5/13/22 | 5/13/22 | |

**Chemtech-Ford Laboratories**
Serving the Intermountain West Since 1953

9632 South 500 West
Sandy, UT 84070
O:(801) 262-7299 F: (866) 792-0093
*www.ChemtechFord.com*

# Certificate of Analysis

**Rockwell Solutions, Inc**
**Dave Hansen**
**718 East Bridger Lane**
**Elk Ridge, UT 84651**

PO#:
Receipt: **5/12/22 13:07 @ 5.4** °C
Date Reported: 5/13/2022
Project Name: **Triple Stop Chevron**

Sample ID: **MW-40**

Matrix: **Water**

Lab ID: **22E1027-05**

Date Sampled: **5/12/22 11:20**

Sampled By: **David Hansen**

| | Result | Units | Minimum Reporting Limit | Method | Preparation Date/Time | Analysis Date/Time | Flag(s) |
|---|---|---|---|---|---|---|---|
| **MBTEXn** | | | | | | | |
| Benzene | 0.103 | mg/L | 0.005 | EPA 8260B/C 5030A | 5/12/22 | 5/12/22 | |
| Ethylbenzene | 0.067 | mg/L | 0.012 | EPA 8260B/C 5030A | 5/12/22 | 5/12/22 | |
| Methyl tert-Butyl Ether (MTBE) | ND | mg/L | 0.005 | EPA 8260B/C 5030A | 5/12/22 | 5/12/22 | |
| Naphthalene | 0.016 | mg/L | 0.012 | EPA 8260B/C 5030A | 5/12/22 | 5/12/22 | |
| Toluene | 0.013 | mg/L | 0.012 | EPA 8260B/C 5030A | 5/12/22 | 5/12/22 | |
| Xylenes, total | 0.235 | mg/L | 0.012 | EPA 8260B/C 5030A | 5/12/22 | 5/12/22 | |
| **Gasoline Range** | | | | | | | |
| Gasoline Range Organics | 0.666 | mg/L | 0.125 | EPA 8260B/C /5030A | 5/12/22 | 5/12/22 | |
| **Diesel Range** | | | | | | | |
| Diesel Range Organics | ND | mg/L | 1.0 | EPA 8015C/3510B | 5/13/22 | 5/13/22 | |

**Chemtech-Ford Laboratories**
Serving the Intermountain West Since 1953

9632 South 500 West
Sandy, UT 84070
O:(801) 262-7299 F: (866) 792-0093
*www.ChemtechFord.com*

# Certificate of Analysis

**Rockwell Solutions, Inc**
**Dave Hansen**
**718 East Bridger Lane**
**Elk Ridge, UT 84651**

PO#:
Receipt: **5/12/22 13:07 @ 5.4** °C
Date Reported: 5/13/2022
Project Name: **Triple Stop Chevron**

Sample ID: **MW-41**

Matrix: **Water**

Lab ID: **22E1027-06**

Date Sampled: **5/12/22 9:40**

Sampled By: **David Hansen**

| | Result | Units | Minimum Reporting Limit | Method | Preparation Date/Time | Analysis Date/Time | Flag(s) |
|---|---|---|---|---|---|---|---|
| **MBTEXn** | | | | | | | |
| Benzene | 0.146 | mg/L | 0.005 | EPA 8260B/C 5030A | 5/12/22 | 5/12/22 | |
| Ethylbenzene | ND | mg/L | 0.012 | EPA 8260B/C 5030A | 5/12/22 | 5/12/22 | |
| Methyl tert-Butyl Ether (MTBE) | ND | mg/L | 0.005 | EPA 8260B/C 5030A | 5/12/22 | 5/12/22 | |
| Naphthalene | ND | mg/L | 0.012 | EPA 8260B/C 5030A | 5/12/22 | 5/12/22 | |
| Toluene | ND | mg/L | 0.012 | EPA 8260B/C 5030A | 5/12/22 | 5/12/22 | |
| Xylenes, total | ND | mg/L | 0.012 | EPA 8260B/C 5030A | 5/12/22 | 5/12/22 | |
| **Gasoline Range** | | | | | | | |
| Gasoline Range Organics | 0.146 | mg/L | 0.125 | EPA 8260B/C /5030A | 5/12/22 | 5/12/22 | |
| **Diesel Range** | | | | | | | |
| Diesel Range Organics | ND | mg/L | 1.0 | EPA 8015C/3510B | 5/13/22 | 5/13/22 | |

**Chemtech-Ford Laboratories**
Serving the Intermountain West Since 1953

9632 South 500 West
Sandy, UT 84070
O:(801) 262-7299 F: (866) 792-0093
*www.ChemtechFord.com*

# Certificate of Analysis

**Rockwell Solutions, Inc**
**Dave Hansen**
**718 East Bridger Lane**
**Elk Ridge, UT 84651**

PO#:
Receipt: **5/12/22 13:07 @ 5.4** °C
Date Reported: 5/13/2022
Project Name: **Triple Stop Chevron**

Sample ID: **MW-42**

Matrix: **Water**

Lab ID: **22E1027-07**

Date Sampled: **5/12/22 11:40**

Sampled By: **David Hansen**

| | Result | Units | Minimum Reporting Limit | Method | Preparation Date/Time | Analysis Date/Time | Flag(s) |
|---|---|---|---|---|---|---|---|
| **MBTEXn** | | | | | | | |
| Benzene | 0.854 | mg/L | 0.005 | EPA 8260B/C 5030A | 5/12/22 | 5/12/22 | |
| Ethylbenzene | 0.025 | mg/L | 0.012 | EPA 8260B/C 5030A | 5/12/22 | 5/12/22 | |
| Methyl tert-Butyl Ether (MTBE) | ND | mg/L | 0.005 | EPA 8260B/C 5030A | 5/12/22 | 5/12/22 | |
| Naphthalene | 0.016 | mg/L | 0.012 | EPA 8260B/C 5030A | 5/12/22 | 5/12/22 | |
| Toluene | 0.043 | mg/L | 0.012 | EPA 8260B/C 5030A | 5/12/22 | 5/12/22 | |
| Xylenes, total | 0.174 | mg/L | 0.012 | EPA 8260B/C 5030A | 5/12/22 | 5/12/22 | |
| **Gasoline Range** | | | | | | | |
| Gasoline Range Organics | 1.32 | mg/L | 0.125 | EPA 8260B/C /5030A | 5/12/22 | 5/12/22 | |
| **Diesel Range** | | | | | | | |
| Diesel Range Organics | ND | mg/L | 1.0 | EPA 8015C/3510B | 5/13/22 | 5/13/22 | |

**Chemtech-Ford Laboratories**
Serving the Intermountain West Since 1953

9632 South 500 West
Sandy, UT 84070
O:(801) 262-7299 F: (866) 792-0093
*www.ChemtechFord.com*

# Certificate of Analysis

**Rockwell Solutions, Inc**
**Dave Hansen**
**718 East Bridger Lane**
**Elk Ridge, UT 84651**

PO#:
Receipt: **5/12/22 13:07 @ 5.4** °C
Date Reported: 5/13/2022
Project Name: **Triple Stop Chevron**

Sample ID: **MW-43**

Matrix: **Water**

Lab ID: **22E1027-08**

Date Sampled: **5/12/22 9:20**

Sampled By: **David Hansen**

| | Result | Units | Minimum Reporting Limit | Method | Preparation Date/Time | Analysis Date/Time | Flag(s) |
|---|---|---|---|---|---|---|---|
| **MBTEXn** | | | | | | | |
| Benzene | ND | mg/L | 0.005 | EPA 8260B/C 5030A | 5/12/22 | 5/12/22 | |
| Ethylbenzene | ND | mg/L | 0.012 | EPA 8260B/C 5030A | 5/12/22 | 5/12/22 | |
| Methyl tert-Butyl Ether (MTBE) | ND | mg/L | 0.005 | EPA 8260B/C 5030A | 5/12/22 | 5/12/22 | |
| Naphthalene | ND | mg/L | 0.012 | EPA 8260B/C 5030A | 5/12/22 | 5/12/22 | |
| Toluene | ND | mg/L | 0.012 | EPA 8260B/C 5030A | 5/12/22 | 5/12/22 | |
| Xylenes, total | ND | mg/L | 0.012 | EPA 8260B/C 5030A | 5/12/22 | 5/12/22 | |
| **Gasoline Range** | | | | | | | |
| Gasoline Range Organics | ND | mg/L | 0.125 | EPA 8260B/C /5030A | 5/12/22 | 5/12/22 | |
| **Diesel Range** | | | | | | | |
| Diesel Range Organics | ND | mg/L | 1.0 | EPA 8015C/3510B | 5/13/22 | 5/13/22 | |

**Chemtech-Ford Laboratories**
Serving the Intermountain West Since 1953

9632 South 500 West
Sandy, UT 84070
O:(801) 262-7299 F: (866) 792-0093
*www.ChemtechFord.com*

# Certificate of Analysis

**Rockwell Solutions, Inc**
**Dave Hansen**
**718 East Bridger Lane**
**Elk Ridge, UT 84651**

PO#:
Receipt: **5/12/22 13:07 @ 5.4** °C
Date Reported: 5/13/2022
Project Name: **Triple Stop Chevron**

Sample ID: **MW-44**

Matrix: **Water**

Lab ID: **22E1027-09**

Date Sampled: **5/12/22 10:20**

Sampled By: **David Hansen**

| | Result | Units | Minimum Reporting Limit | Method | Preparation Date/Time | Analysis Date/Time | Flag(s) |
|---|---|---|---|---|---|---|---|
| **MBTEXn** | | | | | | | |
| Benzene | ND | mg/L | 0.005 | EPA 8260B/C 5030A | 5/12/22 | 5/12/22 | |
| Ethylbenzene | ND | mg/L | 0.012 | EPA 8260B/C 5030A | 5/12/22 | 5/12/22 | |
| Methyl tert-Butyl Ether (MTBE) | ND | mg/L | 0.005 | EPA 8260B/C 5030A | 5/12/22 | 5/12/22 | |
| Naphthalene | ND | mg/L | 0.012 | EPA 8260B/C 5030A | 5/12/22 | 5/12/22 | |
| Toluene | ND | mg/L | 0.012 | EPA 8260B/C 5030A | 5/12/22 | 5/12/22 | |
| Xylenes, total | ND | mg/L | 0.012 | EPA 8260B/C 5030A | 5/12/22 | 5/12/22 | |
| **Gasoline Range** | | | | | | | |
| Gasoline Range Organics | ND | mg/L | 0.125 | EPA 8260B/C /5030A | 5/12/22 | 5/12/22 | |
| **Diesel Range** | | | | | | | |
| Diesel Range Organics | ND | mg/L | 1.0 | EPA 8015C/3510B | 5/13/22 | 5/13/22 | |

**Chemtech-Ford Laboratories**
Serving the Intermountain West Since 1953

9632 South 500 West
Sandy, UT 84070
O:(801) 262-7299 F: (866) 792-0093
*www.ChemtechFord.com*

# Certificate of Analysis

**Rockwell Solutions, Inc**
**Dave Hansen**
**718 East Bridger Lane**
**Elk Ridge, UT 84651**

PO#:
Receipt: **5/12/22 13:07 @ 5.4** °C
Date Reported: 5/13/2022
Project Name: **Triple Stop Chevron**

Sample ID: **MW-45**

Matrix: **Water**

Lab ID: **22E1027-10**

Date Sampled: **5/12/22 11:00**

Sampled By: **David Hansen**

| | Result | Units | Minimum Reporting Limit | Method | Preparation Date/Time | Analysis Date/Time | Flag(s) |
|---|---|---|---|---|---|---|---|
| **MBTEXn** | | | | | | | |
| Benzene | 0.901 | mg/L | 0.005 | EPA 8260B/C 5030A | 5/12/22 | 5/12/22 | |
| Ethylbenzene | 0.192 | mg/L | 0.012 | EPA 8260B/C 5030A | 5/12/22 | 5/12/22 | |
| Methyl tert-Butyl Ether (MTBE) | ND | mg/L | 0.005 | EPA 8260B/C 5030A | 5/12/22 | 5/12/22 | |
| Naphthalene | 0.034 | mg/L | 0.012 | EPA 8260B/C 5030A | 5/12/22 | 5/12/22 | |
| Toluene | 0.834 | mg/L | 0.012 | EPA 8260B/C 5030A | 5/12/22 | 5/12/22 | |
| Xylenes, total | 1.25 | mg/L | 0.012 | EPA 8260B/C 5030A | 5/12/22 | 5/12/22 | |
| **Gasoline Range** | | | | | | | |
| Gasoline Range Organics | 4.47 | mg/L | 0.125 | EPA 8260B/C /5030A | 5/12/22 | 5/12/22 | |
| **Diesel Range** | | | | | | | |
| Diesel Range Organics | 2.0 | mg/L | 1.0 | EPA 8015C/3510B | 5/13/22 | 5/13/22 | |

## Certificate of Analysis

**Rockwell Solutions, Inc**
**Dave Hansen**
**718 East Bridger Lane**
**Elk Ridge, UT 84651**

PO#:
Receipt: **5/12/22 13:07 @ 5.4** °C
Date Reported: 5/13/2022
Project Name: **Triple Stop Chevron**

# Report Footnotes

**Abbreviations**

ND = Not detected at the corresponding Minimum Reporting Limit (MRL).
1 mg/L = one milligram per liter or 1 mg/kg = one milligram per kilogram = 1 part per million.
1 ug/L = one microgram per liter or 1 ug/kg = one microgram per kilogram = 1 part per billion.
1 ng/L = one nanogram per liter or 1 ng/kg = one nanogram per kilogram = 1 part per trillion.

# CHAIN OF CUSTODY - SAMPLE SUBMITTAL FORM

**COMPANY:** Rockwell Solutions, Inc.
**ADDRESS:**
**CITY/STATE/ZIP:**
**PHONE #:**
**CONTACT:**
**EMAIL:**
**PROJECT:** Triple Stop Chevron
**PO Number:**
**INVOICE EMAIL ADDRESS:**

22E1027

**RUSH Due Date*:** 24 hour

* Expedited turnaround subject to additional charge

**QC Level**
1 2 3 4

QC levels definition: QC1: none QC2: Batch QC, random sample
QC3: 25% surcharge. Narrative plus Batch QC, your sample selected
QC4: 40% surcharge. Add raw data

CHEMTECH-FORD LABORATORIES

Chemtech-Ford Laboratories
9632 South 500 West
Sandy, UT 84070
Phone: 801-262-7299
www.chemtechford.com

1-DAY
**RUSH**
S-8194, ULINE, 800-295-5510

Sample condition

| | | | |
|---|---|---|---|
| ☐ | Custody Seal | ☒ | Correct Containers |
| ☑ | Container Intact | ☒ | Sufficient Sample Volume |
| ☑ | COC/Labels Agree | ☐ | Headspace Present (VOC) |
| ☑ | Received on Ice | ☐ | Temperature Blank |
| | | ☒ | Received within Holding Time |

1-10 W-1132(4)

Delivery Method

| | | | |
|---|---|---|---|
| ☐ | UPS | ☐ | USPS |
| ☐ | FedEx | ☐ | Chemtech-Ford Courier |
| ☒ | Walk-in | ☐ | Customer Courier |

| Lab Use Only | CLIENT SAMPLE INFORMATION LOCATION / IDENTIFICATION | DATE | TIME | MATRIX | 8260 MBTEXN, TPH-GRO | 8015 TPH-DRO | E. Coli/Coliform (Absent/Present) | E. Coli/Coliform ( Enumerated) | HPC |
|---|---|---|---|---|---|---|---|---|---|
| -01 | 1. MW-19 | 5-12-22 | 1040 | GW | X | X | | | |
| -02 | 2. MW-30 | | 1000 | | | | | | |
| -03 | 3. MW-31 | | 900 | | | | | | |
| -04 | 4. MW-38 | | 1200 | | | | | | |
| -05 | 5. MW-40 | | 1120 | | | | | | |
| -06 | 6. MW-41 | | 940 | | | | | | |
| -07 | 7. MW-42 | | 1140 | | | | | | |
| -08 | 8. MW-43 | | 920 | | | | | | |
| -09 | 9. MW-44 | | 1020 | | | | | | |
| -10 | 10. MW-45 | | 1100 | | | | | | |
| | | | | Bottle type | W (4) | | | | |
| | | | | Lot # | 1132 | | | | |

Sampled by: [print] David Hansen
Sampled by: [signature] Dal Hansen

Special Instructions:

[✓ ON ICE] NOT ON ICE Temp (C°): 5.4

Samples received outside the EPA recommended temperature range of 0-6 C° may be rejected.

| | | | |
|---|---|---|---|
| Relinquished by: [signature] Dal Hansen | Date/Time 5-12-22 /1307 | Received by: [signature] Denise Brew | Date/Time 5/12/22 13:07 |
| Relinquished by: [signature] | Date/Time | Received by: [signature] | Date/Time |
| Relinquished by: [signature] | Date/Time | Received by: [signature] | Date/Time |

*Payment Terms are net 30 days OAC. 1.5% interest charge per month (18% per annum). Client agress to pay collection costs and attorney's fees.*

CHEMTECH-FORD
LABORATORIES

6/20/2022

# Work Order: 22F1009
# Project: Layton Triple Stop

**Rockwell Solutions, Inc**
**Attn: Dave Hansen**
**718 East Bridger Lane**
**Elk Ridge, UT 84651**

**Client Service Contact: 801.262.7299**

The analyses presented on this report were performed in accordance with the National Environmental Laboratory Accreditation Program (NELAP) unless noted in the comments, flags, or case narrative. If the report is to be used for regulatory compliance, it should be presented in its entirety, and not be altered.

NELAP ACCREDITED TNI LABORATORY

Approved By:

Mark Broadhead, Project Manager

**Chemtech-Ford Laboratories**
Serving the Intermountain West Since 1953

9632 South 500 West
Sandy, UT 84070
O:(801) 262-7299 F: (866) 792-0093
*www.ChemtechFord.com*

# Certificate of Analysis

**Rockwell Solutions, Inc**
**Dave Hansen**
**718 East Bridger Lane**
**Elk Ridge, UT 84651**

PO#:
Receipt: **6/13/22 8:36 @ 10.1** °C
Date Reported: 6/20/2022
Project Name: **Layton Triple Stop**

Sample ID: **MW-10**

Matrix: **Water**

Lab ID: **22F1009-01**

Date Sampled: **6/10/22 11:15**

Sampled By: **Client**

| | Result | Units | Minimum Reporting Limit | Method | Preparation Date/Time | Analysis Date/Time | Flag(s) |
|---|---|---|---|---|---|---|---|
| **MBTEXn** | | | | | | | |
| Benzene | ND | mg/L | 0.005 | EPA 8260D /5030A | 6/14/22 | 6/14/22 | |
| Ethylbenzene | ND | mg/L | 0.012 | EPA 8260D /5030A | 6/14/22 | 6/14/22 | |
| Methyl tert-Butyl Ether (MTBE) | ND | mg/L | 0.005 | EPA 8260D /5030A | 6/14/22 | 6/14/22 | J-LOW |
| Naphthalene | 0.033 | mg/L | 0.012 | EPA 8260D /5030A | 6/14/22 | 6/14/22 | |
| Toluene | 0.107 | mg/L | 0.012 | EPA 8260D /5030A | 6/14/22 | 6/14/22 | |
| Xylenes, total | 3.34 | mg/L | 0.125 | EPA 8260D /5030A | 6/14/22 | 6/14/22 | |
| **Gasoline Range** | | | | | | | |
| Gasoline Range Organics | 10.1 | mg/L | 0.125 | EPA 8260B/C /5030A | 6/14/22 | 6/14/22 | |
| **Diesel Range** | | | | | | | |
| Diesel Range Organics | 5.5 | mg/L | 1.0 | EPA 8015C/3510B | 6/13/22 | 6/13/22 | |

**Chemtech-Ford Laboratories**
Serving the Intermountain West Since 1953

9632 South 500 West
Sandy, UT 84070
O:(801) 262-7299 F: (866) 792-0093
*www.ChemtechFord.com*

# Certificate of Analysis

**Rockwell Solutions, Inc**
**Dave Hansen**
**718 East Bridger Lane**
**Elk Ridge, UT 84651**

PO#:
Receipt: **6/13/22 8:36 @ 10.1** °C
Date Reported: 6/20/2022
Project Name: **Layton Triple Stop**

Sample ID: **MW-42**

Matrix: **Water**

Lab ID: **22F1009-02**

Date Sampled: **6/10/22 11:40**

Sampled By: **Client**

| | Result | Units | Minimum Reporting Limit | Method | Preparation Date/Time | Analysis Date/Time | Flag(s) |
|---|---|---|---|---|---|---|---|
| **MBTEXn** | | | | | | | |
| Benzene | ND | mg/L | 0.005 | EPA 8260D /5030A | 6/14/22 | 6/14/22 | |
| Ethylbenzene | ND | mg/L | 0.012 | EPA 8260D /5030A | 6/14/22 | 6/14/22 | |
| Methyl tert-Butyl Ether (MTBE) | ND | mg/L | 0.005 | EPA 8260D /5030A | 6/14/22 | 6/14/22 | J-LOW |
| Naphthalene | ND | mg/L | 0.012 | EPA 8260D /5030A | 6/14/22 | 6/14/22 | |
| Toluene | ND | mg/L | 0.012 | EPA 8260D /5030A | 6/14/22 | 6/14/22 | |
| Xylenes, total | ND | mg/L | 0.012 | EPA 8260D /5030A | 6/14/22 | 6/14/22 | |
| **Gasoline Range** | | | | | | | |
| Gasoline Range Organics | ND | mg/L | 0.125 | EPA 8260B/C /5030A | 6/14/22 | 6/14/22 | |
| **Diesel Range** | | | | | | | |
| Diesel Range Organics | ND | mg/L | 1.0 | EPA 8015C/3510B | 6/13/22 | 6/13/22 | |

9632 South 500 West
Sandy, UT 84070
O:(801) 262-7299 F: (866) 792-0093
*www.ChemtechFord.com*

## Certificate of Analysis

**Rockwell Solutions, Inc**
**Dave Hansen**
**718 East Bridger Lane**
**Elk Ridge, UT 84651**

PO#:
Receipt: **6/13/22 8:36 @ 10.1** °C
Date Reported: 6/20/2022
Project Name: **Layton Triple Stop**

# Report Footnotes

**Abbreviations**

ND = Not detected at the corresponding Minimum Reporting Limit (MRL).
1 mg/L = one milligram per liter or 1 mg/kg = one milligram per kilogram = 1 part per million.
1 ug/L = one microgram per liter or 1 ug/kg = one microgram per kilogram = 1 part per billion.
1 ng/L = one nanogram per liter or 1 ng/kg = one nanogram per kilogram = 1 part per trillion.

**Flag Descriptions**

J-LOW = Estimated low due to low recovery of LCS or CCV

# CHEMTECH - FORD ANALYTICAL LABORATORY

## CHAIN OF CUSTODY

COMPANY: Rockwell Solution

ADDRESS:

CITY/STATE/ZIP:

PHONE #: 801.361.2930 FAX:

CONTACT: David Hausel PROJECT: Layton Triple Stop

EMAIL: Rockwellutah@yahoo.com

BILLING ADDRESS:

BILLING CITY/STATE/ZIP:

PURCHASE ORDER #:

CHEMTECH-FORD LABORATORIES

TURNAROUND REQUIRED:*

* Expedited turnaround subject to additional charge

Layton Triple Stop
Groundwater Samples

22F1009

| Lab Use Only | CLIENT SAMPLE INFORMATION | | | | | TESTS REQUESTED | | Bacteria | | | |
|---|---|---|---|---|---|---|---|---|---|---|---|
| | LOCATION / IDENTIFICATION | DATE | TIME | MATRIX | Field: Residual Chlorine | 8260 MTBE/GRO | 8015 TPH-DRO | Total Coliform + E. coli (Present/Absent) | Total Coliform + E. coli (Enumerated) | HPC (Plate Count) | E. Coli Only |
| -01 | 1. MW-10 | 6/10/22 | 11:15 | Water | NA | X | X | | | | |
| -02 | 2. MW-42 | " | 11:40 | " | " | X | X | | | | |
| | 3. | | | | | | | | | | |
| | 4. | | | | | | | | | | |
| | 5. | | | | | | | | | | |
| | 6. | | | | | | | | | | |
| | 7. | | | | | | | | | | |
| | 8. | | | | | | | | | | |
| | 9. | | | | | | | | | | |
| | 10. | | | | | | | | | | |

**Sample Receipt:** Walkin 1&2 x(3) client

( ) Custody Seals
(✓) Containers Intact
(✓) COC/Labels Linked
(✓) Received on Ice
(✓) Correct Containers
(✓) COC Included
(✓) COC Complete
(✓) Sample Volume OK
( ) Headspace Present (VOC)
( ) Temp Blank
(✓) Within Hold Time

Checked by: DB

Sampled by: [print]

Sampled by: [signature]

ON ICE NOT ON ICE Temp (C°): 10.1

Samples received outside the EPA recommended temperature range of 0-6 C° may be rejected.

*Special Instructions:*

| Relinquished by: [signature] | Date/Time | Received by: [signature] | Date/Time |
|---|---|---|---|
| [signature] | 6/13/22 8:30 | Denise Brew | 6/13/22 8:30 |
| | | | |
| | | | |

CHEMTECH-FORD
9632 South 500 West
801.262.7299 PHONE
866.792.0093 FAX

*Payment Terms are net 30 days OAC. 1.5% interest charge per month (18% per annum). Client agress to pay collection costs and attorney's fees*

CHEMTECH-FORD
LABORATORIES

7/28/2022

# Work Order: 22G1688
# Project: Triple Stop Chevron

**Rockwell Solutions, Inc**
**Attn: Dave Hansen**
**718 East Bridger Lane**
**Elk Ridge, UT 84651**

**Client Service Contact: 801.262.7299**

The analyses presented on this report were performed in accordance with the National Environmental Laboratory Accreditation Program (NELAP) unless noted in the comments, flags, or case narrative. If the report is to be used for regulatory compliance, it should be presented in its entirety, and not be altered.

NELAP ACCREDITED TNI LABORATORY

Approved By:

Mark Broadhead, Project Manager

**Chemtech-Ford Laboratories**
Serving the Intermountain West Since 1953

9632 South 500 West
Sandy, UT 84070
O:(801) 262-7299 F: (866) 792-0093
*www.ChemtechFord.com*

# Certificate of Analysis

**Rockwell Solutions, Inc**
**Dave Hansen**
**718 East Bridger Lane**
**Elk Ridge, UT 84651**

PO#:
Receipt: **7/20/22 16:15 @ 2.8** °C
Date Reported: 7/28/2022
Project Name: **Triple Stop Chevron**

Sample ID: **MW-1**

Matrix: **Water**
Lab ID: **22G1688-01**
Date Sampled: **7/18/22 21:30**
Sampled By: **David Hansen**

| | Result | Units | Minimum Reporting Limit | Method | Preparation Date/Time | Analysis Date/Time | Flag(s) |
|---|---|---|---|---|---|---|---|
| **MBTEXn** | | | | | | | |
| Benzene | 0.213 | mg/L | 0.005 | EPA 8260D /5030A | 7/27/22 | 7/27/22 | |
| Ethylbenzene | 0.136 | mg/L | 0.012 | EPA 8260D /5030A | 7/27/22 | 7/27/22 | |
| Methyl tert-Butyl Ether (MTBE) | ND | mg/L | 0.005 | EPA 8260D /5030A | 7/27/22 | 7/27/22 | |
| Naphthalene | 0.014 | mg/L | 0.012 | EPA 8260D /5030A | 7/27/22 | 7/27/22 | |
| Toluene | 0.043 | mg/L | 0.012 | EPA 8260D /5030A | 7/27/22 | 7/27/22 | |
| Xylenes, total | 0.273 | mg/L | 0.012 | EPA 8260D /5030A | 7/27/22 | 7/27/22 | |
| **Gasoline Range** | | | | | | | |
| Gasoline Range Organics | 1.10 | mg/L | 0.125 | EPA 8260B/C /5030A | 7/27/22 | 7/27/22 | |
| **Diesel Range** | | | | | | | |
| Diesel Range Organics | 2.3 | mg/L | 1.0 | EPA 8015C/3510B | 7/21/22 | 7/21/22 | |

**Chemtech-Ford Laboratories**
Serving the Intermountain West Since 1953

9632 South 500 West
Sandy, UT 84070
O:(801) 262-7299 F: (866) 792-0093
*www.ChemtechFord.com*

# Certificate of Analysis

**Rockwell Solutions, Inc**
**Dave Hansen**
**718 East Bridger Lane**
**Elk Ridge, UT 84651**

PO#:
Receipt: **7/20/22 16:15 @ 2.8** °C
Date Reported: 7/28/2022
Project Name: **Triple Stop Chevron**

Sample ID: **MW-2**

Matrix: **Water**
Lab ID: **22G1688-02**
Date Sampled: **7/18/22 19:30**
Sampled By: **David Hansen**

| | Result | Units | Minimum Reporting Limit | Method | Preparation Date/Time | Analysis Date/Time | Flag(s) |
|---|---|---|---|---|---|---|---|
| **MBTEXn** | | | | | | | |
| Benzene | 0.008 | mg/L | 0.005 | EPA 8260D /5030A | 7/21/22 | 7/21/22 | |
| Ethylbenzene | ND | mg/L | 0.012 | EPA 8260D /5030A | 7/21/22 | 7/21/22 | |
| Methyl tert-Butyl Ether (MTBE) | ND | mg/L | 0.005 | EPA 8260D /5030A | 7/21/22 | 7/21/22 | J-LOW |
| Naphthalene | ND | mg/L | 0.012 | EPA 8260D /5030A | 7/21/22 | 7/21/22 | |
| Toluene | ND | mg/L | 0.012 | EPA 8260D /5030A | 7/21/22 | 7/21/22 | |
| Xylenes, total | ND | mg/L | 0.012 | EPA 8260D /5030A | 7/21/22 | 7/21/22 | |
| **Gasoline Range** | | | | | | | |
| Gasoline Range Organics | ND | mg/L | 0.125 | EPA 8260B/C /5030A | 7/21/22 | 7/21/22 | |
| **Diesel Range** | | | | | | | |
| Diesel Range Organics | ND | mg/L | 1.0 | EPA 8015C/3510B | 7/21/22 | 7/21/22 | |

**Chemtech-Ford Laboratories**
Serving the Intermountain West Since 1953

9632 South 500 West
Sandy, UT 84070
O:(801) 262-7299 F: (866) 792-0093
*www.ChemtechFord.com*

# Certificate of Analysis

**Rockwell Solutions, Inc**
**Dave Hansen**
**718 East Bridger Lane**
**Elk Ridge, UT 84651**

PO#:
Receipt: **7/20/22 16:15 @ 2.8** °C
Date Reported: 7/28/2022
Project Name: **Triple Stop Chevron**

Sample ID: **MW-3**

Matrix: **Water**
Lab ID: **22G1688-03**
Date Sampled: **7/18/22 18:00**
Sampled By: **David Hansen**

| | Result | Units | Minimum Reporting Limit | Method | Preparation Date/Time | Analysis Date/Time | Flag(s) |
|---|---|---|---|---|---|---|---|
| **MBTEXn** | | | | | | | |
| Benzene | ND | mg/L | 0.005 | EPA 8260D /5030A | 7/21/22 | 7/21/22 | |
| Ethylbenzene | ND | mg/L | 0.012 | EPA 8260D /5030A | 7/21/22 | 7/21/22 | |
| Methyl tert-Butyl Ether (MTBE) | ND | mg/L | 0.005 | EPA 8260D /5030A | 7/21/22 | 7/21/22 | J-LOW |
| Naphthalene | ND | mg/L | 0.012 | EPA 8260D /5030A | 7/21/22 | 7/21/22 | |
| Toluene | ND | mg/L | 0.012 | EPA 8260D /5030A | 7/21/22 | 7/21/22 | |
| Xylenes, total | ND | mg/L | 0.012 | EPA 8260D /5030A | 7/21/22 | 7/21/22 | |
| **Gasoline Range** | | | | | | | |
| Gasoline Range Organics | ND | mg/L | 0.125 | EPA 8260B/C /5030A | 7/21/22 | 7/21/22 | |
| **Diesel Range** | | | | | | | |
| Diesel Range Organics | ND | mg/L | 1.0 | EPA 8015C/3510B | 7/21/22 | 7/21/22 | |

**Chemtech-Ford Laboratories**
Serving the Intermountain West Since 1953

9632 South 500 West
Sandy, UT 84070
O:(801) 262-7299 F: (866) 792-0093
*www.ChemtechFord.com*

# Certificate of Analysis

**Rockwell Solutions, Inc**
**Dave Hansen**
**718 East Bridger Lane**
**Elk Ridge, UT 84651**

PO#:
Receipt: **7/20/22 16:15 @ 2.8** °C
Date Reported: 7/28/2022
Project Name: **Triple Stop Chevron**

Sample ID: **MW-4**

Matrix: **Water**

Lab ID: **22G1688-04**

Date Sampled: **7/18/22 18:30**

Sampled By: **David Hansen**

| | Result | Units | Minimum Reporting Limit | Method | Preparation Date/Time | Analysis Date/Time | Flag(s) |
|---|---|---|---|---|---|---|---|
| **MBTEXn** | | | | | | | |
| Benzene | 0.013 | mg/L | 0.005 | EPA 8260D /5030A | 7/27/22 | 7/27/22 | |
| Ethylbenzene | ND | mg/L | 0.012 | EPA 8260D /5030A | 7/27/22 | 7/27/22 | |
| Methyl tert-Butyl Ether (MTBE) | ND | mg/L | 0.005 | EPA 8260D /5030A | 7/27/22 | 7/27/22 | |
| Naphthalene | ND | mg/L | 0.012 | EPA 8260D /5030A | 7/27/22 | 7/27/22 | |
| Toluene | ND | mg/L | 0.012 | EPA 8260D /5030A | 7/27/22 | 7/27/22 | |
| Xylenes, total | ND | mg/L | 0.012 | EPA 8260D /5030A | 7/27/22 | 7/27/22 | |
| **Gasoline Range** | | | | | | | |
| Gasoline Range Organics | ND | mg/L | 0.125 | EPA 8260B/C /5030A | 7/27/22 | 7/27/22 | |
| **Diesel Range** | | | | | | | |
| Diesel Range Organics | ND | mg/L | 1.0 | EPA 8015C/3510B | 7/21/22 | 7/21/22 | |

**Chemtech-Ford Laboratories**
Serving the Intermountain West Since 1953

9632 South 500 West
Sandy, UT 84070
O:(801) 262-7299 F: (866) 792-0093
*www.ChemtechFord.com*

# Certificate of Analysis

**Rockwell Solutions, Inc**
**Dave Hansen**
**718 East Bridger Lane**
**Elk Ridge, UT 84651**

PO#:
Receipt: **7/20/22 16:15 @ 2.8** °C
Date Reported: 7/28/2022
Project Name: **Triple Stop Chevron**

Sample ID: **MW-9**

Matrix: **Water**
Lab ID: **22G1688-05**
Date Sampled: **7/19/22 16:15**
Sampled By: **David Hansen**

| | Result | Units | Minimum Reporting Limit | Method | Preparation Date/Time | Analysis Date/Time | Flag(s) |
|---|---|---|---|---|---|---|---|
| **MBTEXn** | | | | | | | |
| Benzene | ND | mg/L | 0.005 | EPA 8260D /5030A | 7/21/22 | 7/21/22 | |
| Ethylbenzene | ND | mg/L | 0.012 | EPA 8260D /5030A | 7/21/22 | 7/21/22 | |
| Methyl tert-Butyl Ether (MTBE) | ND | mg/L | 0.005 | EPA 8260D /5030A | 7/21/22 | 7/21/22 | J-LOW |
| Naphthalene | ND | mg/L | 0.012 | EPA 8260D /5030A | 7/21/22 | 7/21/22 | |
| Toluene | ND | mg/L | 0.012 | EPA 8260D /5030A | 7/21/22 | 7/21/22 | |
| Xylenes, total | ND | mg/L | 0.012 | EPA 8260D /5030A | 7/21/22 | 7/21/22 | |
| **Gasoline Range** | | | | | | | |
| Gasoline Range Organics | ND | mg/L | 0.125 | EPA 8260B/C /5030A | 7/21/22 | 7/21/22 | |
| **Diesel Range** | | | | | | | |
| Diesel Range Organics | ND | mg/L | 1.0 | EPA 8015C/3510B | 7/21/22 | 7/21/22 | |

**Chemtech-Ford Laboratories**
Serving the Intermountain West Since 1953

9632 South 500 West
Sandy, UT 84070
O:(801) 262-7299 F: (866) 792-0093
*www.ChemtechFord.com*

# Certificate of Analysis

**Rockwell Solutions, Inc**
**Dave Hansen**
**718 East Bridger Lane**
**Elk Ridge, UT 84651**

PO#:
Receipt: **7/20/22 16:15 @ 2.8** °C
Date Reported: 7/28/2022
Project Name: **Triple Stop Chevron**

Sample ID: **MW-10**

Matrix: **Water**
Lab ID: **22G1688-06**
Date Sampled: **7/19/22 19:15**
Sampled By: **David Hansen**

| | Result | Units | Minimum Reporting Limit | Method | Preparation Date/Time | Analysis Date/Time | Flag(s) |
|---|---|---|---|---|---|---|---|
| **MBTEXn** | | | | | | | |
| Benzene | ND | mg/L | 0.005 | EPA 8260D /5030A | 7/21/22 | 7/21/22 | |
| Ethylbenzene | ND | mg/L | 0.012 | EPA 8260D /5030A | 7/21/22 | 7/21/22 | |
| Methyl tert-Butyl Ether (MTBE) | ND | mg/L | 0.005 | EPA 8260D /5030A | 7/21/22 | 7/21/22 | J-LOW |
| Naphthalene | ND | mg/L | 0.012 | EPA 8260D /5030A | 7/21/22 | 7/21/22 | |
| Toluene | ND | mg/L | 0.012 | EPA 8260D /5030A | 7/21/22 | 7/21/22 | |
| Xylenes, total | 0.152 | mg/L | 0.012 | EPA 8260D /5030A | 7/21/22 | 7/21/22 | |
| **Gasoline Range** | | | | | | | |
| Gasoline Range Organics | 0.420 | mg/L | 0.125 | EPA 8260B/C /5030A | 7/21/22 | 7/21/22 | |
| **Diesel Range** | | | | | | | |
| Diesel Range Organics | ND | mg/L | 1.0 | EPA 8015C/3510B | 7/21/22 | 7/21/22 | |

**Chemtech-Ford Laboratories**
Serving the Intermountain West Since 1953

9632 South 500 West
Sandy, UT 84070
O:(801) 262-7299 F: (866) 792-0093
*www.ChemtechFord.com*

# Certificate of Analysis

**Rockwell Solutions, Inc**
**Dave Hansen**
**718 East Bridger Lane**
**Elk Ridge, UT 84651**

PO#:
Receipt: **7/20/22 16:15 @ 2.8** °C
Date Reported: 7/28/2022
Project Name: **Triple Stop Chevron**

Sample ID: **MW-12**

Matrix: **Water**
Lab ID: **22G1688-07**
Date Sampled: **7/19/22 17:15**
Sampled By: **David Hansen**

| | Result | Units | Minimum Reporting Limit | Method | Preparation Date/Time | Analysis Date/Time | Flag(s) |
|---|---|---|---|---|---|---|---|
| **MBTEXn** | | | | | | | |
| Benzene | ND | mg/L | 0.005 | EPA 8260D /5030A | 7/21/22 | 7/21/22 | |
| Ethylbenzene | ND | mg/L | 0.012 | EPA 8260D /5030A | 7/21/22 | 7/21/22 | |
| Methyl tert-Butyl Ether (MTBE) | ND | mg/L | 0.005 | EPA 8260D /5030A | 7/21/22 | 7/21/22 | J-LOW |
| Naphthalene | ND | mg/L | 0.012 | EPA 8260D /5030A | 7/21/22 | 7/21/22 | |
| Toluene | ND | mg/L | 0.012 | EPA 8260D /5030A | 7/21/22 | 7/21/22 | |
| Xylenes, total | ND | mg/L | 0.012 | EPA 8260D /5030A | 7/21/22 | 7/21/22 | |
| **Gasoline Range** | | | | | | | |
| Gasoline Range Organics | ND | mg/L | 0.125 | EPA 8260B/C /5030A | 7/21/22 | 7/21/22 | |
| **Diesel Range** | | | | | | | |
| Diesel Range Organics | ND | mg/L | 1.0 | EPA 8015C/3510B | 7/21/22 | 7/21/22 | |

**Chemtech-Ford Laboratories**
Serving the Intermountain West Since 1953

9632 South 500 West
Sandy, UT 84070
O:(801) 262-7299 F: (866) 792-0093
*www.ChemtechFord.com*

# Certificate of Analysis

**Rockwell Solutions, Inc**
**Dave Hansen**
**718 East Bridger Lane**
**Elk Ridge, UT 84651**

PO#:
Receipt: **7/20/22 16:15 @ 2.8** °C
Date Reported: 7/28/2022
Project Name: **Triple Stop Chevron**

Sample ID: **MW-13**

Matrix: **Water**
Lab ID: **22G1688-08**
Date Sampled: **7/19/22 17:45**
Sampled By: **David Hansen**

| | Result | Units | Minimum Reporting Limit | Method | Preparation Date/Time | Analysis Date/Time | Flag(s) |
|---|---|---|---|---|---|---|---|
| **MBTEXn** | | | | | | | |
| Benzene | ND | mg/L | 0.005 | EPA 8260D /5030A | 7/21/22 | 7/21/22 | |
| Ethylbenzene | ND | mg/L | 0.012 | EPA 8260D /5030A | 7/21/22 | 7/21/22 | |
| Methyl tert-Butyl Ether (MTBE) | ND | mg/L | 0.005 | EPA 8260D /5030A | 7/21/22 | 7/21/22 | J-LOW |
| Naphthalene | ND | mg/L | 0.012 | EPA 8260D /5030A | 7/21/22 | 7/21/22 | |
| Toluene | ND | mg/L | 0.012 | EPA 8260D /5030A | 7/21/22 | 7/21/22 | |
| Xylenes, total | ND | mg/L | 0.012 | EPA 8260D /5030A | 7/21/22 | 7/21/22 | |
| **Gasoline Range** | | | | | | | |
| Gasoline Range Organics | ND | mg/L | 0.125 | EPA 8260B/C /5030A | 7/21/22 | 7/21/22 | |
| **Diesel Range** | | | | | | | |
| Diesel Range Organics | ND | mg/L | 1.0 | EPA 8015C/3510B | 7/21/22 | 7/21/22 | |

**Chemtech-Ford Laboratories**
Serving the Intermountain West Since 1953

9632 South 500 West
Sandy, UT 84070
O:(801) 262-7299 F: (866) 792-0093
*www.ChemtechFord.com*

# Certificate of Analysis

**Rockwell Solutions, Inc**
**Dave Hansen**
**718 East Bridger Lane**
**Elk Ridge, UT 84651**

PO#:
Receipt: **7/20/22 16:15 @ 2.8** °C
Date Reported: 7/28/2022
Project Name: **Triple Stop Chevron**

Sample ID: **MW-14**

Matrix: **Water**
Lab ID: **22G1688-09**
Date Sampled: **7/19/22 16:45**
Sampled By: **David Hansen**

| | Result | Units | Minimum Reporting Limit | Method | Preparation Date/Time | Analysis Date/Time | Flag(s) |
|---|---|---|---|---|---|---|---|
| **MBTEXn** | | | | | | | |
| Benzene | ND | mg/L | 0.005 | EPA 8260D /5030A | 7/21/22 | 7/21/22 | |
| Ethylbenzene | ND | mg/L | 0.012 | EPA 8260D /5030A | 7/21/22 | 7/21/22 | |
| Methyl tert-Butyl Ether (MTBE) | ND | mg/L | 0.005 | EPA 8260D /5030A | 7/21/22 | 7/21/22 | J-LOW |
| Naphthalene | ND | mg/L | 0.012 | EPA 8260D /5030A | 7/21/22 | 7/21/22 | |
| Toluene | ND | mg/L | 0.012 | EPA 8260D /5030A | 7/21/22 | 7/21/22 | |
| Xylenes, total | ND | mg/L | 0.012 | EPA 8260D /5030A | 7/21/22 | 7/21/22 | |
| **Gasoline Range** | | | | | | | |
| Gasoline Range Organics | ND | mg/L | 0.125 | EPA 8260B/C /5030A | 7/21/22 | 7/21/22 | |
| **Diesel Range** | | | | | | | |
| Diesel Range Organics | ND | mg/L | 1.0 | EPA 8015C/3510B | 7/21/22 | 7/21/22 | |

**Chemtech-Ford Laboratories**
Serving the Intermountain West Since 1953

9632 South 500 West
Sandy, UT 84070
O:(801) 262-7299 F: (866) 792-0093
*www.ChemtechFord.com*

# Certificate of Analysis

**Rockwell Solutions, Inc**
**Dave Hansen**
**718 East Bridger Lane**
**Elk Ridge, UT 84651**

PO#:
Receipt: **7/20/22 16:15 @ 2.8** °C
Date Reported: 7/28/2022
Project Name: **Triple Stop Chevron**

Sample ID: **MW-19**

Matrix: **Water**
Lab ID: **22G1688-10**
Date Sampled: **7/19/22 12:45**
Sampled By: **David Hansen**

| | Result | Units | Minimum Reporting Limit | Method | Preparation Date/Time | Analysis Date/Time | Flag(s) |
|---|---|---|---|---|---|---|---|
| **MBTEXn** | | | | | | | |
| Benzene | 0.097 | mg/L | 0.005 | EPA 8260D /5030A | 7/21/22 | 7/21/22 | |
| Ethylbenzene | 0.030 | mg/L | 0.012 | EPA 8260D /5030A | 7/21/22 | 7/21/22 | |
| Methyl tert-Butyl Ether (MTBE) | ND | mg/L | 0.005 | EPA 8260D /5030A | 7/21/22 | 7/21/22 | J-LOW |
| Naphthalene | 0.015 | mg/L | 0.012 | EPA 8260D /5030A | 7/21/22 | 7/21/22 | |
| Toluene | ND | mg/L | 0.012 | EPA 8260D /5030A | 7/21/22 | 7/21/22 | |
| Xylenes, total | 0.162 | mg/L | 0.012 | EPA 8260D /5030A | 7/21/22 | 7/21/22 | |
| **Gasoline Range** | | | | | | | |
| Gasoline Range Organics | 0.670 | mg/L | 0.125 | EPA 8260B/C /5030A | 7/21/22 | 7/21/22 | |
| **Diesel Range** | | | | | | | |
| Diesel Range Organics | 1.7 | mg/L | 1.0 | EPA 8015C/3510B | 7/21/22 | 7/21/22 | |

**Chemtech-Ford Laboratories**
Serving the Intermountain West Since 1953

9632 South 500 West
Sandy, UT 84070
O:(801) 262-7299 F: (866) 792-0093
*www.ChemtechFord.com*

# Certificate of Analysis

**Rockwell Solutions, Inc**
**Dave Hansen**
**718 East Bridger Lane**
**Elk Ridge, UT 84651**

PO#:
Receipt: **7/20/22 16:15 @ 2.8** °C
Date Reported: 7/28/2022
Project Name: **Triple Stop Chevron**

Sample ID: **MW-20**

Matrix: **Water**
Lab ID: **22G1688-11**
Date Sampled: **7/18/22 20:00**
Sampled By: **David Hansen**

| | Result | Units | Minimum Reporting Limit | Method | Preparation Date/Time | Analysis Date/Time | Flag(s) |
|---|---|---|---|---|---|---|---|
| **MBTEXn** | | | | | | | |
| Benzene | ND | mg/L | 0.005 | EPA 8260D /5030A | 7/21/22 | 7/21/22 | |
| Ethylbenzene | ND | mg/L | 0.012 | EPA 8260D /5030A | 7/21/22 | 7/21/22 | |
| Methyl tert-Butyl Ether (MTBE) | ND | mg/L | 0.005 | EPA 8260D /5030A | 7/21/22 | 7/21/22 | J-LOW |
| Naphthalene | ND | mg/L | 0.012 | EPA 8260D /5030A | 7/21/22 | 7/21/22 | |
| Toluene | ND | mg/L | 0.012 | EPA 8260D /5030A | 7/21/22 | 7/21/22 | |
| Xylenes, total | ND | mg/L | 0.012 | EPA 8260D /5030A | 7/21/22 | 7/21/22 | |
| **Gasoline Range** | | | | | | | |
| Gasoline Range Organics | ND | mg/L | 0.125 | EPA 8260B/C /5030A | 7/21/22 | 7/21/22 | |
| **Diesel Range** | | | | | | | |
| Diesel Range Organics | ND | mg/L | 1.0 | EPA 8015C/3510B | 7/21/22 | 7/21/22 | |

**Chemtech-Ford Laboratories**
Serving the Intermountain West Since 1953

9632 South 500 West
Sandy, UT 84070
O:(801) 262-7299 F: (866) 792-0093
*www.ChemtechFord.com*

# Certificate of Analysis

**Rockwell Solutions, Inc**
**Dave Hansen**
**718 East Bridger Lane**
**Elk Ridge, UT 84651**

PO#:
Receipt: **7/20/22 16:15 @ 2.8** °C
Date Reported: 7/28/2022
Project Name: **Triple Stop Chevron**

Sample ID: **MW-21**

Matrix: **Water**
Lab ID: **22G1688-12**
Date Sampled: **7/18/22 19:00**
Sampled By: **David Hansen**

| | Result | Units | Minimum Reporting Limit | Method | Preparation Date/Time | Analysis Date/Time | Flag(s) |
|---|---|---|---|---|---|---|---|
| **MBTEXn** | | | | | | | |
| Benzene | 0.076 | mg/L | 0.005 | EPA 8260D /5030A | 7/21/22 | 7/21/22 | |
| Ethylbenzene | ND | mg/L | 0.012 | EPA 8260D /5030A | 7/21/22 | 7/21/22 | |
| Methyl tert-Butyl Ether (MTBE) | ND | mg/L | 0.005 | EPA 8260D /5030A | 7/21/22 | 7/21/22 | J-LOW |
| Naphthalene | ND | mg/L | 0.012 | EPA 8260D /5030A | 7/21/22 | 7/21/22 | |
| Toluene | ND | mg/L | 0.012 | EPA 8260D /5030A | 7/21/22 | 7/21/22 | |
| Xylenes, total | ND | mg/L | 0.012 | EPA 8260D /5030A | 7/21/22 | 7/21/22 | |
| **Gasoline Range** | | | | | | | |
| Gasoline Range Organics | ND | mg/L | 0.125 | EPA 8260B/C /5030A | 7/21/22 | 7/21/22 | |
| **Diesel Range** | | | | | | | |
| Diesel Range Organics | ND | mg/L | 1.0 | EPA 8015C/3510B | 7/21/22 | 7/21/22 | |

**Chemtech-Ford Laboratories**
Serving the Intermountain West Since 1953

9632 South 500 West
Sandy, UT 84070
O:(801) 262-7299 F: (866) 792-0093
*www.ChemtechFord.com*

# Certificate of Analysis

**Rockwell Solutions, Inc**
**Dave Hansen**
**718 East Bridger Lane**
**Elk Ridge, UT 84651**

PO#:
Receipt: **7/20/22 16:15 @ 2.8** °C
Date Reported: 7/28/2022
Project Name: **Triple Stop Chevron**

Sample ID: **MW-22**

Matrix: **Water**
Lab ID: **22G1688-13**
Date Sampled: **7/19/22 15:15**
Sampled By: **David Hansen**

| | Result | Units | Minimum Reporting Limit | Method | Preparation Date/Time | Analysis Date/Time | Flag(s) |
|---|---|---|---|---|---|---|---|
| **MBTEXn** | | | | | | | |
| Benzene | ND | mg/L | 0.005 | EPA 8260D /5030A | 7/21/22 | 7/21/22 | |
| Ethylbenzene | 0.044 | mg/L | 0.012 | EPA 8260D /5030A | 7/21/22 | 7/21/22 | |
| Methyl tert-Butyl Ether (MTBE) | ND | mg/L | 0.005 | EPA 8260D /5030A | 7/21/22 | 7/21/22 | J-LOW |
| Naphthalene | ND | mg/L | 0.012 | EPA 8260D /5030A | 7/21/22 | 7/21/22 | |
| Toluene | ND | mg/L | 0.012 | EPA 8260D /5030A | 7/21/22 | 7/21/22 | |
| Xylenes, total | 0.208 | mg/L | 0.012 | EPA 8260D /5030A | 7/21/22 | 7/21/22 | |
| **Gasoline Range** | | | | | | | |
| Gasoline Range Organics | 0.826 | mg/L | 0.125 | EPA 8260B/C /5030A | 7/21/22 | 7/21/22 | |
| **Diesel Range** | | | | | | | |
| Diesel Range Organics | ND | mg/L | 1.0 | EPA 8015C/3510B | 7/21/22 | 7/21/22 | |

**Chemtech-Ford Laboratories**
Serving the Intermountain West Since 1953

9632 South 500 West
Sandy, UT 84070
O:(801) 262-7299 F: (866) 792-0093
*www.ChemtechFord.com*

# Certificate of Analysis

**Rockwell Solutions, Inc**
**Dave Hansen**
**718 East Bridger Lane**
**Elk Ridge, UT 84651**

PO#:
Receipt: **7/20/22 16:15 @ 2.8** °C
Date Reported: 7/28/2022
Project Name: **Triple Stop Chevron**

Sample ID: **MW-24**

Matrix: **Water**
Lab ID: **22G1688-14**
Date Sampled: **7/19/22 14:45**
Sampled By: **David Hansen**

| | Result | Units | Minimum Reporting Limit | Method | Preparation Date/Time | Analysis Date/Time | Flag(s) |
|---|---|---|---|---|---|---|---|
| **MBTEXn** | | | | | | | |
| Benzene | ND | mg/L | 0.005 | EPA 8260D /5030A | 7/21/22 | 7/21/22 | |
| Ethylbenzene | ND | mg/L | 0.012 | EPA 8260D /5030A | 7/21/22 | 7/21/22 | |
| Methyl tert-Butyl Ether (MTBE) | ND | mg/L | 0.005 | EPA 8260D /5030A | 7/21/22 | 7/21/22 | J-LOW |
| Naphthalene | ND | mg/L | 0.012 | EPA 8260D /5030A | 7/21/22 | 7/21/22 | |
| Toluene | ND | mg/L | 0.012 | EPA 8260D /5030A | 7/21/22 | 7/21/22 | |
| Xylenes, total | ND | mg/L | 0.012 | EPA 8260D /5030A | 7/21/22 | 7/21/22 | |
| **Gasoline Range** | | | | | | | |
| Gasoline Range Organics | 0.162 | mg/L | 0.125 | EPA 8260B/C /5030A | 7/21/22 | 7/21/22 | |
| **Diesel Range** | | | | | | | |
| Diesel Range Organics | ND | mg/L | 1.0 | EPA 8015C/3510B | 7/21/22 | 7/21/22 | |

**Chemtech-Ford Laboratories**
Serving the Intermountain West Since 1953

9632 South 500 West
Sandy, UT 84070
O:(801) 262-7299 F: (866) 792-0093
*www.ChemtechFord.com*

# Certificate of Analysis

**Rockwell Solutions, Inc**
**Dave Hansen**
**718 East Bridger Lane**
**Elk Ridge, UT 84651**

PO#:
Receipt: **7/20/22 16:15 @ 2.8** °C
Date Reported: 7/28/2022
Project Name: **Triple Stop Chevron**

Sample ID: **MW-25**

Matrix: **Water**
Lab ID: **22G1688-15**
Date Sampled: **7/19/22 14:15**
Sampled By: **David Hansen**

| | Result | Units | Minimum Reporting Limit | Method | Preparation Date/Time | Analysis Date/Time | Flag(s) |
|---|---|---|---|---|---|---|---|
| **MBTEXn** | | | | | | | |
| Benzene | ND | mg/L | 0.005 | EPA 8260D /5030A | 7/21/22 | 7/21/22 | |
| Ethylbenzene | ND | mg/L | 0.012 | EPA 8260D /5030A | 7/21/22 | 7/21/22 | |
| Methyl tert-Butyl Ether (MTBE) | ND | mg/L | 0.005 | EPA 8260D /5030A | 7/21/22 | 7/21/22 | J-LOW |
| Naphthalene | ND | mg/L | 0.012 | EPA 8260D /5030A | 7/21/22 | 7/21/22 | |
| Toluene | ND | mg/L | 0.012 | EPA 8260D /5030A | 7/21/22 | 7/21/22 | |
| Xylenes, total | ND | mg/L | 0.012 | EPA 8260D /5030A | 7/21/22 | 7/21/22 | |
| **Gasoline Range** | | | | | | | |
| Gasoline Range Organics | ND | mg/L | 0.125 | EPA 8260B/C /5030A | 7/21/22 | 7/21/22 | |
| **Diesel Range** | | | | | | | |
| Diesel Range Organics | ND | mg/L | 1.0 | EPA 8015C/3510B | 7/21/22 | 7/21/22 | |

**Chemtech-Ford Laboratories**
Serving the Intermountain West Since 1953

9632 South 500 West
Sandy, UT 84070
O:(801) 262-7299 F: (866) 792-0093
*www.ChemtechFord.com*

# Certificate of Analysis

**Rockwell Solutions, Inc**
**Dave Hansen**
**718 East Bridger Lane**
**Elk Ridge, UT 84651**

PO#:
Receipt: **7/20/22 16:15 @ 2.8** °C
Date Reported: 7/28/2022
Project Name: **Triple Stop Chevron**

Sample ID: **MW-26**

Matrix: **Water**
Lab ID: **22G1688-16**
Date Sampled: **7/19/22 13:45**
Sampled By: **David Hansen**

| | Result | Units | Minimum Reporting Limit | Method | Preparation Date/Time | Analysis Date/Time | Flag(s) |
|---|---|---|---|---|---|---|---|
| **MBTEXn** | | | | | | | |
| Benzene | ND | mg/L | 0.005 | EPA 8260D /5030A | 7/21/22 | 7/21/22 | |
| Ethylbenzene | ND | mg/L | 0.012 | EPA 8260D /5030A | 7/21/22 | 7/21/22 | |
| Methyl tert-Butyl Ether (MTBE) | ND | mg/L | 0.005 | EPA 8260D /5030A | 7/21/22 | 7/21/22 | J-LOW |
| Naphthalene | ND | mg/L | 0.012 | EPA 8260D /5030A | 7/21/22 | 7/21/22 | |
| Toluene | ND | mg/L | 0.012 | EPA 8260D /5030A | 7/21/22 | 7/21/22 | |
| Xylenes, total | ND | mg/L | 0.012 | EPA 8260D /5030A | 7/21/22 | 7/21/22 | |
| **Gasoline Range** | | | | | | | |
| Gasoline Range Organics | ND | mg/L | 0.125 | EPA 8260B/C /5030A | 7/21/22 | 7/21/22 | |
| **Diesel Range** | | | | | | | |
| Diesel Range Organics | ND | mg/L | 1.0 | EPA 8015C/3510B | 7/22/22 | 7/22/22 | |

**Chemtech-Ford Laboratories**
Serving the Intermountain West Since 1953

9632 South 500 West
Sandy, UT 84070
O:(801) 262-7299 F: (866) 792-0093
*www.ChemtechFord.com*

# Certificate of Analysis

**Rockwell Solutions, Inc**
**Dave Hansen**
**718 East Bridger Lane**
**Elk Ridge, UT 84651**

PO#:
Receipt: **7/20/22 16:15 @ 2.8** °C
Date Reported: 7/28/2022
Project Name: **Triple Stop Chevron**

Sample ID: **MW-27**

Matrix: **Water**
Lab ID: **22G1688-17**
Date Sampled: **7/19/22 15:45**
Sampled By: **David Hansen**

| | Result | Units | Minimum Reporting Limit | Method | Preparation Date/Time | Analysis Date/Time | Flag(s) |
|---|---|---|---|---|---|---|---|
| **MBTEXn** | | | | | | | |
| Benzene | 0.203 | mg/L | 0.005 | EPA 8260D /5030A | 7/21/22 | 7/21/22 | |
| Ethylbenzene | 0.259 | mg/L | 0.012 | EPA 8260D /5030A | 7/21/22 | 7/21/22 | |
| Methyl tert-Butyl Ether (MTBE) | ND | mg/L | 0.005 | EPA 8260D /5030A | 7/21/22 | 7/21/22 | J-LOW |
| Naphthalene | 0.029 | mg/L | 0.012 | EPA 8260D /5030A | 7/21/22 | 7/21/22 | |
| Toluene | 1.01 | mg/L | 0.012 | EPA 8260D /5030A | 7/21/22 | 7/21/22 | |
| Xylenes, total | 2.05 | mg/L | 0.012 | EPA 8260D /5030A | 7/21/22 | 7/21/22 | |
| **Gasoline Range** | | | | | | | |
| Gasoline Range Organics | 4.72 | mg/L | 0.125 | EPA 8260B/C /5030A | 7/21/22 | 7/21/22 | |
| **Diesel Range** | | | | | | | |
| Diesel Range Organics | 1.3 | mg/L | 1.0 | EPA 8015C/3510B | 7/22/22 | 7/22/22 | |

**Chemtech-Ford Laboratories**
Serving the Intermountain West Since 1953

9632 South 500 West
Sandy, UT 84070
O:(801) 262-7299 F: (866) 792-0093
*www.ChemtechFord.com*

# Certificate of Analysis

**Rockwell Solutions, Inc**
**Dave Hansen**
**718 East Bridger Lane**
**Elk Ridge, UT 84651**

PO#:
Receipt: **7/20/22 16:15 @ 2.8** °C
Date Reported: 7/28/2022
Project Name: **Triple Stop Chevron**

Sample ID: **MW-29**

Matrix: **Water**
Lab ID: **22G1688-18**
Date Sampled: **7/18/22 22:00**
Sampled By: **David Hansen**

| | Result | Units | Minimum Reporting Limit | Method | Preparation Date/Time | Analysis Date/Time | Flag(s) |
|---|---|---|---|---|---|---|---|
| **MBTEXn** | | | | | | | |
| Benzene | ND | mg/L | 0.005 | EPA 8260D /5030A | 7/21/22 | 7/21/22 | |
| Ethylbenzene | ND | mg/L | 0.012 | EPA 8260D /5030A | 7/21/22 | 7/21/22 | |
| Methyl tert-Butyl Ether (MTBE) | ND | mg/L | 0.005 | EPA 8260D /5030A | 7/21/22 | 7/21/22 | J-LOW |
| Naphthalene | ND | mg/L | 0.012 | EPA 8260D /5030A | 7/21/22 | 7/21/22 | |
| Toluene | ND | mg/L | 0.012 | EPA 8260D /5030A | 7/21/22 | 7/21/22 | |
| Xylenes, total | ND | mg/L | 0.012 | EPA 8260D /5030A | 7/21/22 | 7/21/22 | |
| **Gasoline Range** | | | | | | | |
| Gasoline Range Organics | ND | mg/L | 0.125 | EPA 8260B/C /5030A | 7/21/22 | 7/21/22 | |
| **Diesel Range** | | | | | | | |
| Diesel Range Organics | ND | mg/L | 1.0 | EPA 8015C/3510B | 7/22/22 | 7/22/22 | |

**Chemtech-Ford Laboratories**
Serving the Intermountain West Since 1953

9632 South 500 West
Sandy, UT 84070
O:(801) 262-7299 F: (866) 792-0093
*www.ChemtechFord.com*

# Certificate of Analysis

**Rockwell Solutions, Inc**
**Dave Hansen**
**718 East Bridger Lane**
**Elk Ridge, UT 84651**

PO#:
Receipt: **7/20/22 16:15 @ 2.8** °C
Date Reported: 7/28/2022
Project Name: **Triple Stop Chevron**

Sample ID: **MW-30**

Matrix: **Water**
Lab ID: **22G1688-19**
Date Sampled: **7/18/22 16:30**
Sampled By: **David Hansen**

| | Result | Units | Minimum Reporting Limit | Method | Preparation Date/Time | Analysis Date/Time | Flag(s) |
|---|---|---|---|---|---|---|---|
| **MBTEXn** | | | | | | | |
| Benzene | ND | mg/L | 0.005 | EPA 8260D /5030A | 7/21/22 | 7/21/22 | |
| Ethylbenzene | ND | mg/L | 0.012 | EPA 8260D /5030A | 7/21/22 | 7/21/22 | |
| Methyl tert-Butyl Ether (MTBE) | ND | mg/L | 0.005 | EPA 8260D /5030A | 7/21/22 | 7/21/22 | J-LOW |
| Naphthalene | ND | mg/L | 0.012 | EPA 8260D /5030A | 7/21/22 | 7/21/22 | |
| Toluene | ND | mg/L | 0.012 | EPA 8260D /5030A | 7/21/22 | 7/21/22 | |
| Xylenes, total | ND | mg/L | 0.012 | EPA 8260D /5030A | 7/21/22 | 7/21/22 | |
| **Gasoline Range** | | | | | | | |
| Gasoline Range Organics | ND | mg/L | 0.125 | EPA 8260B/C /5030A | 7/21/22 | 7/21/22 | |
| **Diesel Range** | | | | | | | |
| Diesel Range Organics | ND | mg/L | 1.0 | EPA 8015C/3510B | 7/22/22 | 7/22/22 | |

**Chemtech-Ford Laboratories**
Serving the Intermountain West Since 1953

9632 South 500 West
Sandy, UT 84070
O:(801) 262-7299 F: (866) 792-0093
*www.ChemtechFord.com*

# Certificate of Analysis

**Rockwell Solutions, Inc**
**Dave Hansen**
**718 East Bridger Lane**
**Elk Ridge, UT 84651**

PO#:
Receipt: **7/20/22 16:15 @ 2.8** °C
Date Reported: 7/28/2022
Project Name: **Triple Stop Chevron**

Sample ID: **MW-31**

Matrix: **Water**
Lab ID: **22G1688-20**
Date Sampled: **7/19/22 11:45**
Sampled By: **David Hansen**

| | Result | Units | Minimum Reporting Limit | Method | Preparation Date/Time | Analysis Date/Time | Flag(s) |
|---|---|---|---|---|---|---|---|
| **MBTEXn** | | | | | | | |
| Benzene | ND | mg/L | 0.005 | EPA 8260D /5030A | 7/21/22 | 7/21/22 | |
| Ethylbenzene | ND | mg/L | 0.012 | EPA 8260D /5030A | 7/21/22 | 7/21/22 | |
| Methyl tert-Butyl Ether (MTBE) | ND | mg/L | 0.005 | EPA 8260D /5030A | 7/21/22 | 7/21/22 | |
| Naphthalene | ND | mg/L | 0.012 | EPA 8260D /5030A | 7/21/22 | 7/21/22 | |
| Toluene | ND | mg/L | 0.012 | EPA 8260D /5030A | 7/21/22 | 7/21/22 | |
| Xylenes, total | ND | mg/L | 0.012 | EPA 8260D /5030A | 7/21/22 | 7/21/22 | |
| **Gasoline Range** | | | | | | | |
| Gasoline Range Organics | 0.330 | mg/L | 0.125 | EPA 8260B/C /5030A | 7/21/22 | 7/21/22 | |
| **Diesel Range** | | | | | | | |
| Diesel Range Organics | ND | mg/L | 1.0 | EPA 8015C/3510B | 7/22/22 | 7/22/22 | |

**Chemtech-Ford Laboratories**
Serving the Intermountain West Since 1953

9632 South 500 West
Sandy, UT 84070
O:(801) 262-7299 F: (866) 792-0093
*www.ChemtechFord.com*

# Certificate of Analysis

**Rockwell Solutions, Inc**
**Dave Hansen**
**718 East Bridger Lane**
**Elk Ridge, UT 84651**

PO#:
Receipt: **7/20/22 16:15 @ 2.8** °C
Date Reported: 7/28/2022
Project Name: **Triple Stop Chevron**

Sample ID: **MW-32**

Matrix: **Water**

Lab ID: **22G1688-21**

Date Sampled: **7/18/22 15:30**

Sampled By: **David Hansen**

| | Result | Units | Minimum Reporting Limit | Method | Preparation Date/Time | Analysis Date/Time | Flag(s) |
|---|---|---|---|---|---|---|---|
| **MBTEXn** | | | | | | | |
| Benzene | 0.075 | mg/L | 0.005 | EPA 8260D /5030A | 7/21/22 | 7/21/22 | |
| Ethylbenzene | ND | mg/L | 0.012 | EPA 8260D /5030A | 7/21/22 | 7/21/22 | |
| Methyl tert-Butyl Ether (MTBE) | ND | mg/L | 0.005 | EPA 8260D /5030A | 7/21/22 | 7/21/22 | |
| Naphthalene | ND | mg/L | 0.012 | EPA 8260D /5030A | 7/21/22 | 7/21/22 | |
| Toluene | ND | mg/L | 0.012 | EPA 8260D /5030A | 7/21/22 | 7/21/22 | |
| Xylenes, total | ND | mg/L | 0.012 | EPA 8260D /5030A | 7/21/22 | 7/21/22 | |
| **Gasoline Range** | | | | | | | |
| Gasoline Range Organics | ND | mg/L | 0.125 | EPA 8260B/C /5030A | 7/21/22 | 7/21/22 | |
| **Diesel Range** | | | | | | | |
| Diesel Range Organics | ND | mg/L | 1.0 | EPA 8015C/3510B | 7/22/22 | 7/22/22 | |

**Chemtech-Ford Laboratories**
Serving the Intermountain West Since 1953

9632 South 500 West
Sandy, UT 84070
O:(801) 262-7299 F: (866) 792-0093
*www.ChemtechFord.com*

# Certificate of Analysis

**Rockwell Solutions, Inc**
**Dave Hansen**
**718 East Bridger Lane**
**Elk Ridge, UT 84651**

PO#:
Receipt: **7/20/22 16:15 @ 2.8** °C
Date Reported: 7/28/2022
Project Name: **Triple Stop Chevron**

Sample ID: **MW-37**

Matrix: **Water**
Lab ID: **22G1688-22**
Date Sampled: **7/18/22 16:00**
Sampled By: **David Hansen**

| | Result | Units | Minimum Reporting Limit | Method | Preparation Date/Time | Analysis Date/Time | Flag(s) |
|---|---|---|---|---|---|---|---|
| **MBTEXn** | | | | | | | |
| Benzene | ND | mg/L | 0.005 | EPA 8260D /5030A | 7/21/22 | 7/21/22 | |
| Ethylbenzene | ND | mg/L | 0.012 | EPA 8260D /5030A | 7/21/22 | 7/21/22 | |
| Methyl tert-Butyl Ether (MTBE) | ND | mg/L | 0.005 | EPA 8260D /5030A | 7/21/22 | 7/21/22 | |
| Naphthalene | ND | mg/L | 0.012 | EPA 8260D /5030A | 7/21/22 | 7/21/22 | |
| Toluene | ND | mg/L | 0.012 | EPA 8260D /5030A | 7/21/22 | 7/21/22 | |
| Xylenes, total | ND | mg/L | 0.012 | EPA 8260D /5030A | 7/21/22 | 7/21/22 | |
| **Gasoline Range** | | | | | | | |
| Gasoline Range Organics | ND | mg/L | 0.125 | EPA 8260B/C /5030A | 7/21/22 | 7/21/22 | |
| **Diesel Range** | | | | | | | |
| Diesel Range Organics | ND | mg/L | 1.0 | EPA 8015C/3510B | 7/22/22 | 7/22/22 | |

**Chemtech-Ford Laboratories**
Serving the Intermountain West Since 1953

9632 South 500 West
Sandy, UT 84070
O:(801) 262-7299 F: (866) 792-0093
*www.ChemtechFord.com*

# Certificate of Analysis

**Rockwell Solutions, Inc**
**Dave Hansen**
**718 East Bridger Lane**
**Elk Ridge, UT 84651**

PO#:
Receipt: **7/20/22 16:15 @ 2.8** °C
Date Reported: 7/28/2022
Project Name: **Triple Stop Chevron**

Sample ID: **MW-38**

Matrix: **Water**

Lab ID: **22G1688-23**

Date Sampled: **7/18/22 15:00**

Sampled By: **David Hansen**

| | Result | Units | Minimum Reporting Limit | Method | Preparation Date/Time | Analysis Date/Time | Flag(s) |
|---|---|---|---|---|---|---|---|
| **MBTEXn** | | | | | | | |
| Benzene | ND | mg/L | 0.005 | EPA 8260D /5030A | 7/21/22 | 7/21/22 | |
| Ethylbenzene | ND | mg/L | 0.012 | EPA 8260D /5030A | 7/21/22 | 7/21/22 | |
| Methyl tert-Butyl Ether (MTBE) | ND | mg/L | 0.005 | EPA 8260D /5030A | 7/21/22 | 7/21/22 | |
| Naphthalene | ND | mg/L | 0.012 | EPA 8260D /5030A | 7/21/22 | 7/21/22 | |
| Toluene | ND | mg/L | 0.012 | EPA 8260D /5030A | 7/21/22 | 7/21/22 | |
| Xylenes, total | ND | mg/L | 0.012 | EPA 8260D /5030A | 7/21/22 | 7/21/22 | |
| **Gasoline Range** | | | | | | | |
| Gasoline Range Organics | ND | mg/L | 0.125 | EPA 8260B/C /5030A | 7/21/22 | 7/21/22 | |
| **Diesel Range** | | | | | | | |
| Diesel Range Organics | ND | mg/L | 1.0 | EPA 8015C/3510B | 7/22/22 | 7/22/22 | |

**Chemtech-Ford Laboratories**
Serving the Intermountain West Since 1953

9632 South 500 West
Sandy, UT 84070
O:(801) 262-7299 F: (866) 792-0093
*www.ChemtechFord.com*

# Certificate of Analysis

**Rockwell Solutions, Inc**
**Dave Hansen**
**718 East Bridger Lane**
**Elk Ridge, UT 84651**

PO#:
Receipt: **7/20/22 16:15 @ 2.8** °C
Date Reported: 7/28/2022
Project Name: **Triple Stop Chevron**

Sample ID: **MW-39**

Matrix: **Water**

Lab ID: **22G1688-24**

Date Sampled: **7/18/22 14:30**

Sampled By: **David Hansen**

| | Result | Units | Minimum Reporting Limit | Method | Preparation Date/Time | Analysis Date/Time | Flag(s) |
|---|---|---|---|---|---|---|---|
| **MBTEXn** | | | | | | | |
| Benzene | ND | mg/L | 0.005 | EPA 8260D /5030A | 7/21/22 | 7/21/22 | |
| Ethylbenzene | ND | mg/L | 0.012 | EPA 8260D /5030A | 7/21/22 | 7/21/22 | |
| Methyl tert-Butyl Ether (MTBE) | ND | mg/L | 0.005 | EPA 8260D /5030A | 7/21/22 | 7/21/22 | |
| Naphthalene | ND | mg/L | 0.012 | EPA 8260D /5030A | 7/21/22 | 7/21/22 | |
| Toluene | ND | mg/L | 0.012 | EPA 8260D /5030A | 7/21/22 | 7/21/22 | |
| Xylenes, total | ND | mg/L | 0.012 | EPA 8260D /5030A | 7/21/22 | 7/21/22 | |
| **Gasoline Range** | | | | | | | |
| Gasoline Range Organics | ND | mg/L | 0.125 | EPA 8260B/C /5030A | 7/21/22 | 7/21/22 | |
| **Diesel Range** | | | | | | | |
| Diesel Range Organics | ND | mg/L | 1.0 | EPA 8015C/3510B | 7/22/22 | 7/22/22 | |

**Chemtech-Ford Laboratories**
Serving the Intermountain West Since 1953

9632 South 500 West
Sandy, UT 84070
O:(801) 262-7299 F: (866) 792-0093
*www.ChemtechFord.com*

# Certificate of Analysis

**Rockwell Solutions, Inc**
**Dave Hansen**
**718 East Bridger Lane**
**Elk Ridge, UT 84651**

PO#:
Receipt: **7/20/22 16:15 @ 2.8** °C
Date Reported: 7/28/2022
Project Name: **Triple Stop Chevron**

Sample ID: **MW-40**

Matrix: **Water**
Lab ID: **22G1688-25**
Date Sampled: **7/18/22 20:30**
Sampled By: **David Hansen**

| | Result | Units | Minimum Reporting Limit | Method | Preparation Date/Time | Analysis Date/Time | Flag(s) |
|---|---|---|---|---|---|---|---|
| **MBTEXn** | | | | | | | |
| Benzene | ND | mg/L | 0.005 | EPA 8260D /5030A | 7/21/22 | 7/21/22 | |
| Ethylbenzene | ND | mg/L | 0.012 | EPA 8260D /5030A | 7/21/22 | 7/21/22 | |
| Methyl tert-Butyl Ether (MTBE) | ND | mg/L | 0.005 | EPA 8260D /5030A | 7/21/22 | 7/21/22 | |
| Naphthalene | ND | mg/L | 0.012 | EPA 8260D /5030A | 7/21/22 | 7/21/22 | |
| Toluene | ND | mg/L | 0.012 | EPA 8260D /5030A | 7/21/22 | 7/21/22 | |
| Xylenes, total | ND | mg/L | 0.012 | EPA 8260D /5030A | 7/21/22 | 7/21/22 | |
| **Gasoline Range** | | | | | | | |
| Gasoline Range Organics | ND | mg/L | 0.125 | EPA 8260B/C /5030A | 7/21/22 | 7/21/22 | |
| **Diesel Range** | | | | | | | |
| Diesel Range Organics | ND | mg/L | 1.0 | EPA 8015C/3510B | 7/22/22 | 7/22/22 | |

**Chemtech-Ford Laboratories**
Serving the Intermountain West Since 1953

9632 South 500 West
Sandy, UT 84070
O:(801) 262-7299 F: (866) 792-0093
*www.ChemtechFord.com*

# Certificate of Analysis

**Rockwell Solutions, Inc**
**Dave Hansen**
**718 East Bridger Lane**
**Elk Ridge, UT 84651**

PO#:
Receipt: **7/20/22 16:15 @ 2.8** °C
Date Reported: 7/28/2022
Project Name: **Triple Stop Chevron**

Sample ID: **MW-41**

Matrix: **Water**
Lab ID: **22G1688-26**
Date Sampled: **7/18/22 17:30**
Sampled By: **David Hansen**

| | Result | Units | Minimum Reporting Limit | Method | Preparation Date/Time | Analysis Date/Time | Flag(s) |
|---|---|---|---|---|---|---|---|
| **MBTEXn** | | | | | | | |
| Benzene | 0.780 | mg/L | 0.005 | EPA 8260D /5030A | 7/21/22 | 7/21/22 | |
| Ethylbenzene | ND | mg/L | 0.012 | EPA 8260D /5030A | 7/21/22 | 7/21/22 | |
| Methyl tert-Butyl Ether (MTBE) | ND | mg/L | 0.005 | EPA 8260D /5030A | 7/21/22 | 7/21/22 | |
| Naphthalene | ND | mg/L | 0.012 | EPA 8260D /5030A | 7/21/22 | 7/21/22 | |
| Toluene | ND | mg/L | 0.012 | EPA 8260D /5030A | 7/21/22 | 7/21/22 | |
| Xylenes, total | 0.190 | mg/L | 0.012 | EPA 8260D /5030A | 7/21/22 | 7/21/22 | |
| **Gasoline Range** | | | | | | | |
| Gasoline Range Organics | 3.97 | mg/L | 0.125 | EPA 8260B/C /5030A | 7/21/22 | 7/21/22 | |
| **Diesel Range** | | | | | | | |
| Diesel Range Organics | 1.6 | mg/L | 1.0 | EPA 8015C/3510B | 7/22/22 | 7/22/22 | |

**Chemtech-Ford Laboratories**
Serving the Intermountain West Since 1953

9632 South 500 West
Sandy, UT 84070
O:(801) 262-7299 F: (866) 792-0093
*www.ChemtechFord.com*

# Certificate of Analysis

**Rockwell Solutions, Inc**
**Dave Hansen**
**718 East Bridger Lane**
**Elk Ridge, UT 84651**

PO#:
Receipt: **7/20/22 16:15 @ 2.8** °C
Date Reported: 7/28/2022
Project Name: **Triple Stop Chevron**

Sample ID: **MW-42**

Matrix: **Water**

Lab ID: **22G1688-27**

Date Sampled: **7/19/22 13:15**

Sampled By: **David Hansen**

| | Result | Units | Minimum Reporting Limit | Method | Preparation Date/Time | Analysis Date/Time | Flag(s) |
|---|---|---|---|---|---|---|---|
| **MBTEXn** | | | | | | | |
| Benzene | 2.36 | mg/L | 0.050 | EPA 8260D /5030A | 7/21/22 | 7/21/22 | |
| Ethylbenzene | 0.290 | mg/L | 0.012 | EPA 8260D /5030A | 7/21/22 | 7/21/22 | |
| Methyl tert-Butyl Ether (MTBE) | ND | mg/L | 0.005 | EPA 8260D /5030A | 7/21/22 | 7/21/22 | |
| Naphthalene | 0.062 | mg/L | 0.012 | EPA 8260D /5030A | 7/21/22 | 7/21/22 | |
| Toluene | 0.065 | mg/L | 0.012 | EPA 8260D /5030A | 7/21/22 | 7/21/22 | |
| Xylenes, total | 0.609 | mg/L | 0.012 | EPA 8260D /5030A | 7/21/22 | 7/21/22 | |
| **Gasoline Range** | | | | | | | |
| Gasoline Range Organics | 6.48 | mg/L | 0.125 | EPA 8260B/C /5030A | 7/21/22 | 7/21/22 | |
| **Diesel Range** | | | | | | | |
| Diesel Range Organics | 1.3 | mg/L | 1.0 | EPA 8015C/3510B | 7/22/22 | 7/22/22 | |

**Chemtech-Ford Laboratories**
Serving the Intermountain West Since 1953

9632 South 500 West
Sandy, UT 84070
O:(801) 262-7299 F: (866) 792-0093
*www.ChemtechFord.com*

# Certificate of Analysis

**Rockwell Solutions, Inc**
**Dave Hansen**
**718 East Bridger Lane**
**Elk Ridge, UT 84651**

PO#:
Receipt: **7/20/22 16:15 @ 2.8** °C
Date Reported: 7/28/2022
Project Name: **Triple Stop Chevron**

Sample ID: **MW-43**

Matrix: **Water**

Lab ID: **22G1688-28**

Date Sampled: **7/19/22 12:15**

Sampled By: **David Hansen**

| | Result | Units | Minimum Reporting Limit | Method | Preparation Date/Time | Analysis Date/Time | Flag(s) |
|---|---|---|---|---|---|---|---|
| **MBTEXn** | | | | | | | |
| Benzene | ND | mg/L | 0.005 | EPA 8260D /5030A | 7/21/22 | 7/21/22 | |
| Ethylbenzene | ND | mg/L | 0.012 | EPA 8260D /5030A | 7/21/22 | 7/21/22 | |
| Methyl tert-Butyl Ether (MTBE) | ND | mg/L | 0.005 | EPA 8260D /5030A | 7/21/22 | 7/21/22 | |
| Naphthalene | ND | mg/L | 0.012 | EPA 8260D /5030A | 7/21/22 | 7/21/22 | |
| Toluene | ND | mg/L | 0.012 | EPA 8260D /5030A | 7/21/22 | 7/21/22 | |
| Xylenes, total | ND | mg/L | 0.012 | EPA 8260D /5030A | 7/21/22 | 7/21/22 | |
| **Gasoline Range** | | | | | | | |
| Gasoline Range Organics | ND | mg/L | 0.125 | EPA 8260B/C /5030A | 7/21/22 | 7/21/22 | |
| **Diesel Range** | | | | | | | |
| Diesel Range Organics | ND | mg/L | 1.0 | EPA 8015C/3510B | 7/22/22 | 7/22/22 | |

**Chemtech-Ford Laboratories**
Serving the Intermountain West Since 1953

9632 South 500 West
Sandy, UT 84070
O:(801) 262-7299 F: (866) 792-0093
*www.ChemtechFord.com*

# Certificate of Analysis

**Rockwell Solutions, Inc**
**Dave Hansen**
**718 East Bridger Lane**
**Elk Ridge, UT 84651**

PO#:
Receipt: **7/20/22 16:15 @ 2.8** °C
Date Reported: 7/28/2022
Project Name: **Triple Stop Chevron**

Sample ID: **MW-44**

Matrix: **Water**

Lab ID: **22G1688-29**

Date Sampled: **7/18/22 17:00**

Sampled By: **David Hansen**

| | Result | Units | Minimum Reporting Limit | Method | Preparation Date/Time | Analysis Date/Time | Flag(s) |
|---|---|---|---|---|---|---|---|
| **MBTEXn** | | | | | | | |
| Benzene | 0.874 | mg/L | 0.005 | EPA 8260D /5030A | 7/21/22 | 7/21/22 | |
| Ethylbenzene | 0.052 | mg/L | 0.012 | EPA 8260D /5030A | 7/21/22 | 7/21/22 | |
| Methyl tert-Butyl Ether (MTBE) | ND | mg/L | 0.005 | EPA 8260D /5030A | 7/21/22 | 7/21/22 | |
| Naphthalene | 0.046 | mg/L | 0.012 | EPA 8260D /5030A | 7/21/22 | 7/21/22 | |
| Toluene | ND | mg/L | 0.012 | EPA 8260D /5030A | 7/21/22 | 7/21/22 | |
| Xylenes, total | 0.079 | mg/L | 0.012 | EPA 8260D /5030A | 7/21/22 | 7/21/22 | |
| **Gasoline Range** | | | | | | | |
| Gasoline Range Organics | 2.93 | mg/L | 0.125 | EPA 8260B/C /5030A | 7/21/22 | 7/21/22 | |
| **Diesel Range** | | | | | | | |
| Diesel Range Organics | 1.7 | mg/L | 1.0 | EPA 8015C/3510B | 7/22/22 | 7/22/22 | |

**Chemtech-Ford Laboratories**
Serving the Intermountain West Since 1953

9632 South 500 West
Sandy, UT 84070
O:(801) 262-7299 F: (866) 792-0093
*www.ChemtechFord.com*

# Certificate of Analysis

**Rockwell Solutions, Inc**
**Dave Hansen**
**718 East Bridger Lane**
**Elk Ridge, UT 84651**

PO#:
Receipt: **7/20/22 16:15 @ 2.8** °C
Date Reported: 7/28/2022
Project Name: **Triple Stop Chevron**

Sample ID: **MW-45**

Matrix: **Water**
Lab ID: **22G1688-30**
Date Sampled: **7/18/22 21:00**
Sampled By: **David Hansen**

| | Result | Units | Minimum Reporting Limit | Method | Preparation Date/Time | Analysis Date/Time | Flag(s) |
|---|---|---|---|---|---|---|---|
| **MBTEXn** | | | | | | | |
| Benzene | 0.963 | mg/L | 0.005 | EPA 8260D /5030A | 7/21/22 | 7/21/22 | |
| Ethylbenzene | 0.308 | mg/L | 0.012 | EPA 8260D /5030A | 7/21/22 | 7/21/22 | |
| Methyl tert-Butyl Ether (MTBE) | ND | mg/L | 0.005 | EPA 8260D /5030A | 7/21/22 | 7/21/22 | |
| Naphthalene | 0.035 | mg/L | 0.012 | EPA 8260D /5030A | 7/21/22 | 7/21/22 | |
| Toluene | 0.162 | mg/L | 0.012 | EPA 8260D /5030A | 7/21/22 | 7/21/22 | |
| Xylenes, total | 1.08 | mg/L | 0.012 | EPA 8260D /5030A | 7/21/22 | 7/21/22 | |
| **Gasoline Range** | | | | | | | |
| Gasoline Range Organics | 5.60 | mg/L | 0.125 | EPA 8260B/C /5030A | 7/21/22 | 7/21/22 | |
| **Diesel Range** | | | | | | | |
| Diesel Range Organics | 1.5 | mg/L | 1.0 | EPA 8015C/3510B | 7/22/22 | 7/22/22 | |

**Chemtech-Ford Laboratories**
Serving the Intermountain West Since 1953

9632 South 500 West
Sandy, UT 84070
O:(801) 262-7299 F: (866) 792-0093
*www.ChemtechFord.com*

# Certificate of Analysis

**Rockwell Solutions, Inc**
**Dave Hansen**
**718 East Bridger Lane**
**Elk Ridge, UT 84651**

PO#:
Receipt: **7/20/22 16:15 @ 2.8** °C
Date Reported: 7/28/2022
Project Name: **Triple Stop Chevron**

Sample ID: **EW-3**

Matrix: **Water**
Lab ID: **22G1688-31**
Date Sampled: **7/19/22 18:45**
Sampled By: **David Hansen**

| | Result | Units | Minimum Reporting Limit | Method | Preparation Date/Time | Analysis Date/Time | Flag(s) |
|---|---|---|---|---|---|---|---|
| **MBTEXn** | | | | | | | |
| Benzene | ND | mg/L | 0.005 | EPA 8260D /5030A | 7/21/22 | 7/21/22 | |
| Ethylbenzene | 0.017 | mg/L | 0.012 | EPA 8260D /5030A | 7/21/22 | 7/21/22 | |
| Methyl tert-Butyl Ether (MTBE) | ND | mg/L | 0.005 | EPA 8260D /5030A | 7/21/22 | 7/21/22 | |
| Naphthalene | ND | mg/L | 0.012 | EPA 8260D /5030A | 7/21/22 | 7/21/22 | |
| Toluene | ND | mg/L | 0.012 | EPA 8260D /5030A | 7/21/22 | 7/21/22 | |
| Xylenes, total | 0.108 | mg/L | 0.012 | EPA 8260D /5030A | 7/21/22 | 7/21/22 | |
| **Gasoline Range** | | | | | | | |
| Gasoline Range Organics | 2.25 | mg/L | 0.125 | EPA 8260B/C /5030A | 7/21/22 | 7/21/22 | |
| **Diesel Range** | | | | | | | |
| Diesel Range Organics | 1.0 | mg/L | 1.0 | EPA 8015C/3510B | 7/22/22 | 7/22/22 | |

**Chemtech-Ford Laboratories**
Serving the Intermountain West Since 1953

9632 South 500 West
Sandy, UT 84070
O:(801) 262-7299 F: (866) 792-0093
*www.ChemtechFord.com*

# Certificate of Analysis

**Rockwell Solutions, Inc**
**Dave Hansen**
**718 East Bridger Lane**
**Elk Ridge, UT 84651**

PO#:
Receipt: **7/20/22 16:15 @ 2.8** °C
Date Reported: 7/28/2022
Project Name: **Triple Stop Chevron**

Sample ID: **EW-4**

Matrix: **Water**
Lab ID: **22G1688-32**
Date Sampled: **7/19/22 18:15**
Sampled By: **David Hansen**

| | Result | Units | Minimum Reporting Limit | Method | Preparation Date/Time | Analysis Date/Time | Flag(s) |
|---|---|---|---|---|---|---|---|
| **MBTEXn** | | | | | | | |
| Benzene | ND | mg/L | 0.005 | EPA 8260D /5030A | 7/26/22 | 7/26/22 | |
| Ethylbenzene | ND | mg/L | 0.012 | EPA 8260D /5030A | 7/26/22 | 7/26/22 | |
| Methyl tert-Butyl Ether (MTBE) | ND | mg/L | 0.005 | EPA 8260D /5030A | 7/26/22 | 7/26/22 | |
| Naphthalene | 0.012 | mg/L | 0.012 | EPA 8260D /5030A | 7/26/22 | 7/26/22 | |
| Toluene | ND | mg/L | 0.012 | EPA 8260D /5030A | 7/26/22 | 7/26/22 | |
| Xylenes, total | 0.016 | mg/L | 0.012 | EPA 8260D /5030A | 7/26/22 | 7/26/22 | |
| **Gasoline Range** | | | | | | | |
| Gasoline Range Organics | 14.1 | mg/L | 0.125 | EPA 8260B/C /5030A | 7/26/22 | 7/26/22 | |
| **Diesel Range** | | | | | | | |
| Diesel Range Organics | 7.7 | mg/L | 1.0 | EPA 8015C/3510B | 7/22/22 | 7/22/22 | |

## Certificate of Analysis

**Rockwell Solutions, Inc**
**Dave Hansen**
**718 East Bridger Lane**
**Elk Ridge, UT 84651**

PO#:
Receipt: **7/20/22 16:15 @ 2.8** °C
Date Reported: 7/28/2022
Project Name: **Triple Stop Chevron**

# Report Footnotes

**Abbreviations**

ND = Not detected at the corresponding Minimum Reporting Limit (MRL).
1 mg/L = one milligram per liter or 1 mg/kg = one milligram per kilogram = 1 part per million.
1 ug/L = one microgram per liter or 1 ug/kg = one microgram per kilogram = 1 part per billion.
1 ng/L = one nanogram per liter or 1 ng/kg = one nanogram per kilogram = 1 part per trillion.

**Flag Descriptions**

J-LOW = Estimated low due to low recovery of LCS or CCV

ME = Recovery was outside of the lab control limits but was within Marginal Exceedance limit (± 4 stdev of mean recovery). Batch is considered to be in control based on recoveries of other analytes.

S-HB = Surrogate exceeds upper control limit. All associated analytes are non-detect and therefore accepted.

# CHAIN OF CUSTODY - SAMPLE SUBMITTAL FORM

COMPANY: Rockwell Solutions, Inc.
ADDRESS:
CITY/STATE/ZIP:
PHONE #:
CONTACT:
EMAIL:
PROJECT: Triple Stop Chevron
PO Number:
INVOICE EMAIL ADDRESS:

| RUSH Due Date*: |
|---|
| std |

* Expedited turnaround subject to additional charge

| QC Level |
|---|
| 1 2 3 4 |

QC levels definition: QC1: none QC2: Batch QC, random sample
QC3: 25% surcharge. Narrative plus Batch QC, your sample selected
QC4: 40% surcharge. Add raw data

CHEMTECH-FORD LABORATORIES

Chemtech-Ford Laboratories
9632 South 500 West
Sandy, UT 84070
Phone: 801-262-7299
www.chemtechford.com

22G1688 (1 of 4)

BROKEN VIAL SAMPLE ID All-W(4)1203

| Sample condition | | | |
|---|---|---|---|
| | Custody Seal | ✓ | Correct Containers |
| ✓ | Container Intact | ✓ | Sufficient Sample Volume |
| ✓ | COC/Labels Agree | | Headspace Present (VOC) |
| ✓ | Received on Ice | | Temperature Blank |
| | | ✓ | Received within Holding Time |

| Delivery Method | | | |
|---|---|---|---|
| | UPS | | USPS |
| | FedEx | | Chemtech-Ford Courier |
| ✓ | Walk-in | | Customer Courier |

TESTS REQUESTED

| Lab Use Only | CLIENT SAMPLE INFORMATION: LOCATION / IDENTIFICATION | DATE | TIME | MATRIX | 8260: MBTEXN TPH-GRO | 8015: TPH-DRO | | | | | | | | | | | E. Coli/Coliform (Absent/Present) | E. Coli/Coliform ( Enumerated) | HPC |
|---|---|---|---|---|---|---|---|---|---|---|---|---|---|---|---|---|---|---|---|
| -01 | 1. MW-1 | 7-18-22 | 2130 | GW | X | X | | | | | | | | | | | | | |
| -02 | 2. MW-2 | | 1930 | | | | | | | | | | | | | | | | |
| -03 | 3. MW-3 | | 1800 | | | | | | | | | | | | | | | | |
| -04 | 4. MW-4 | | 1830 | | | | | | | | | | | | | | | | |
| -05 | 5. MW-9 | 7-19-22 | 1615 | | | | | | | | | | | | | | | | |
| -06 | 6. MW-10 | | 1915 | | | | | | | | | | | | | | | | |
| -07 | 7. MW-12 | | 1715 | | | | | | | | | | | | | | | | |
| -08 | 8. MW-13 | | 1745 | | | | | | | | | | | | | | | | |
| -09 | 9. MW-14 | | 1645 | | | | | | | | | | | | | | | | |
| -10 | 10. MW-19 | | 1245 | | | | | | | | | | | | | | | | |
| | | | | Bottle type | | | | | | | | | | | | | | | |
| | | | | Lot # | | | | | | | | | | | | | | | |

Sampled by: [print] David Hansen
Sampled by: [signature] David Hansen

ON ICE NOT ON ICE Temp (C°): 2.8

Samples received outside the EPA recommended temperature range of 0-6 C° may be rejected.

Special Instructions:

| Relinquished by: [signature] | Date/Time | Received by: [signature] | Date/Time |
|---|---|---|---|
| David Hansen | 7/20/22/1615 | [signature] | 7.20.22 1615 |
| | | | |
| | | | |

Payment Terms are net 30 days OAC. 1.5% interest charge per month (18% per annum). Client agress to pay collection costs and attorney's fees.

# CHAIN OF CUSTODY - SAMPLE SUBMITTAL FORM

COMPANY: Rockwell Solutions, Inc.
ADDRESS:
CITY/STATE/ZIP:
PHONE #:
CONTACT:
EMAIL:
PROJECT: Triple Stop Chevron
PO Number:
INVOICE EMAIL ADDRESS:

22G1688 (2 of 4)

| RUSH Due Date*: |
|---|
| std |

* Expedited turnaround subject to additional charge

| QC Level |
|---|
| 1 2 3 4 |

QC levels definition: QC1: none QC2: Batch QC, random sample
QC3: 25% surcharge. Narrative plus Batch QC, your sample selected
QC4: 40% surcharge. Add raw data

CHEMTECH-FORD LABORATORIES

Chemtech-Ford Laboratories
9632 South 500 West
Sandy, UT 84070
Phone: 801-262-7299
www.chemtechford.com

| Sample condition | | | |
|---|---|---|---|
| | Custody Seal | | Correct Containers |
| | Container Intact | | Sufficient Sample Volume |
| | COC/Labels Agree | | Headspace Present (VOC) |
| | Received on Ice | | Temperature Blank |
| | | | Received within Holding Time |

| Delivery Method | |
|---|---|
| UPS | USPS |
| FedEx | Chemtech-Ford Courier |
| Walk-in | Customer Courier |

TESTS REQUESTED

| Lab Use Only | CLIENT SAMPLE INFORMATION | | | | 8260: MBTEXN TPH-GRO | 8015: TPH-DRO | | | | | | | | | | | | E. Coli/Coliform (Absent/Present) | E. Coli/Coliform ( Enumerated) | HPC |
|---|---|---|---|---|---|---|---|---|---|---|---|---|---|---|---|---|---|---|---|---|
| | LOCATION / IDENTIFICATION | DATE | TIME | MATRIX | | | | | | | | | | | | | | | | |
| -11 | 1. mw-20 | 7-18-22 | 2000 | GW | X | X | | | | | | | | | | | | | | |
| -12 | 2. mw-21 | " | 1900 | | | | | | | | | | | | | | | | | |
| -13 | 3. mw-22 | 7-19-22 | 1515 | | | | | | | | | | | | | | | | | |
| -14 | 4. mw-24 | | 1445 | | | | | | | | | | | | | | | | | |
| -15 | 5. mw-25 | | 1415 | | | | | | | | | | | | | | | | | |
| -16 | 6. mw-26 | | 1345 | | | | | | | | | | | | | | | | | |
| -17 | 7. mw-27 | | 1545 | | | | | | | | | | | | | | | | | |
| -18 | 8. mw-29 | 7-18-22 | 2200 | | | | | | | | | | | | | | | | | |
| -19 | 9. mw-30 | " | 1630 | | | | | | | | | | | | | | | | | |
| -20 | 10. mw-31 | 7-19-22 | 1145 | | | | | | | | | | | | | | | | | |
| | | | | Bottle type | | | | | | | | | | | | | | | | |
| | | | | Lot # | | | | | | | | | | | | | | | | |

Sampled by: [print] David Hansen
Sampled by: [signature] David Hansen

ON ICE NOT ON ICE Temp (C°): 2.8

Samples received outside the EPA recommended temperature range of 0-6 C° may be rejected.

Special Instructions:

| Relinquished by: [signature] | Date/Time | Received by: [signature] | Date/Time |
|---|---|---|---|
| David Hansen | 7-20-22/1145 | [signature] | 7.20.22 1615 |
| | | | |
| | | | |

Payment Terms are net 30 days OAC. 1.5% interest charge per month (18% per annum). Client agress to pay collection costs and attorney's fees.

# CHAIN OF CUSTODY - SAMPLE SUBMITTAL FORM

COMPANY: Rockwell Solutions, Inc.
ADDRESS:
CITY/STATE/ZIP:
PHONE #:
CONTACT:
EMAIL:
PROJECT: Triple Stop Chevron
PO Number:
INVOICE EMAIL ADDRESS:

22G1688 (3 of 4)

| RUSH Due Date*: |
|---|
| std |

* Expedited turnaround subject to additional charge

| QC Level |
|---|
| 1 2 3 4 |

QC levels definition: QC1: none QC2: Batch QC, random sample
QC3: 25% surcharge. Narrative plus Batch QC, your sample selected
QC4: 40% surcharge. Add raw data

CHEMTECH-FORD LABORATORIES

Chemtech-Ford Laboratories
9632 South 500 West
Sandy, UT 84070
Phone: 801-262-7299
www.chemtechford.com

| Sample condition | | | |
|---|---|---|---|
| Custody Seal | Correct Containers | | |
| Container Intact | Sufficient Sample Volume | Delivery Method | |
| COC/Labels Agree | Headspace Present (VOC) | UPS | USPS |
| Received on Ice | Temperature Blank | FedEx | Chemtech-Ford Courier |
| | Received within Holding Time | Walk-in | Customer Courier |

TESTS REQUESTED

| Lab Use Only | CLIENT SAMPLE INFORMATION | | | | 8260: MBTEXN TPH-GRO | 8015: TPH-DRO | | | | | | | | | | | E. Coli/Coliform (Absent/Present) | E. Coli/Coliform ( Enumerated) | HPC |
|---|---|---|---|---|---|---|---|---|---|---|---|---|---|---|---|---|---|---|---|
| | LOCATION / IDENTIFICATION | DATE | TIME | MATRIX | | | | | | | | | | | | | | | |
| -21 | 1. mw-32 | 7-18-22 | 1530 | GW | X | X | | | | | | | | | | | | | |
| -22 | 2. mw-37 | | 1600 | | | | | | | | | | | | | | | | |
| -23 | 3. mw-38 | | 1500 | | | | | | | | | | | | | | | | |
| -24 | 4. mw-39 | | 1430 | | | | | | | | | | | | | | | | |
| -25 | 5. mw-40 | | 2030 | | | | | | | | | | | | | | | | |
| -26 | 6. mw-41 | | 1730 | | | | | | | | | | | | | | | | |
| -27 | 7. mw-42 | 7-19-22 | 1315 | | | | | | | | | | | | | | | | |
| -28 | 8. mw-43 | " | 1215 | | | | | | | | | | | | | | | | |
| -29 | 9. mw-44 | 7-18-22 | 1700 | | | | | | | | | | | | | | | | |
| -30 | 10. mw-45 | " | 2100 | | | | | | | | | | | | | | | | |
| | | | | Bottle type | | | | | | | | | | | | | | | |
| | | | | Lot # | | | | | | | | | | | | | | | |

Sampled by: [print] David Hansen
Sampled by: [signature] David Hansen

ON ICE NOT ON ICE Temp (C°): 2.8

Samples received outside the EPA recommended temperature range of 0-6 C° may be rejected.

Special Instructions:

| Relinquished by: [signature] | Date/Time | Received by: [signature] | Date/Time |
|---|---|---|---|
| David Hansen | 7-20-22 / 1615 | [signature] | 7.20.22 1615 |
| | | | |
| | | | |

Payment Terms are net 30 days OAC. 1.5% interest charge per month (18% per annum). Client agress to pay collection costs and attorney's fees.

# CHAIN OF CUSTODY - SAMPLE SUBMITTAL FORM

COMPANY: Rockwell Solutions, Inc.
ADDRESS:
CITY/STATE/ZIP:
PHONE #:
CONTACT:
EMAIL:
PROJECT: Triple Stop Chevron
PO Number:
INVOICE EMAIL ADDRESS:

22G1688 (4 of 4)

| RUSH Due Date*: |
|---|
| std |

* Expedited turnaround subject to additional charge

| QC Level |
|---|
| 1 2 3 4 |

QC levels definition: QC1: none QC2: Batch QC, random sample
QC3: 25% surcharge. Narrative plus Batch QC, your sample selected
QC4: 40% surcharge. Add raw data

CHEMTECH-FORD LABORATORIES

Chemtech-Ford Laboratories
9632 South 500 West
Sandy, UT 84070
Phone: 801-262-7299
www.chemtechford.com

| Sample condition | | | |
|---|---|---|---|
| Custody Seal | Correct Containers | | |
| Container Intact | Sufficient Sample Volume | Delivery Method | |
| COC/Labels Agree | Headspace Present (VOC) | UPS | USPS |
| Received on Ice | Temperature Blank | FedEx | Chemtech-Ford Courier |
| | Received within Holding Time | Walk-in | Customer Courier |

| Lab Use Only | CLIENT SAMPLE INFORMATION | | | | TESTS REQUESTED | | | | | | | | | | | | | | |
|---|---|---|---|---|---|---|---|---|---|---|---|---|---|---|---|---|---|---|---|
| | LOCATION / IDENTIFICATION | DATE | TIME | MATRIX | 8260: MBTEXN TPH-GRO | 8015: TPH-DRO | | | | | | | | | | | E. Coli/Coliform (Absent/Present) | E. Coli/Coliform ( Enumerated) | HPC |
| -31 | 1. EW-3 | 7-19-22 | 1845 | GW | X | X | | | | | | | | | | | | | |
| -32 | 2. EW-4 | " | 1815 | " | X | X | | | | | | | | | | | | | |
| | 3. | | | | | | | | | | | | | | | | | | |
| | 4. | | | | | | | | | | | | | | | | | | |
| | 5. | | | | | | | | | | | | | | | | | | |
| | 6. | | | | | | | | | | | | | | | | | | |
| | 7. | | | | | | | | | | | | | | | | | | |
| | 8. | | | | | | | | | | | | | | | | | | |
| | 9. | | | | | | | | | | | | | | | | | | |
| | 10. | | | | | | | | | | | | | | | | | | |
| | | | | Bottle type | | | | | | | | | | | | | | | |
| | | | | Lot # | | | | | | | | | | | | | | | |

Sampled by: [print] David Hansen
Sampled by: [signature] David Hansen

ON ICE NOT ON ICE Temp (C°): 2.8

Samples received outside the EPA recommended temperature range of 0-6 C° may be rejected.

Special Instructions:

| Relinquished by: [signature] | Date/Time | Received by: [signature] | Date/Time |
|---|---|---|---|
| David Hansen | 7-20-22/1615 | [signature] | 7.20.22/1615 |
| | | | |
| | | | |

Payment Terms are net 30 days OAC. 1.5% interest charge per month (18% per annum). Client agress to pay collection costs and attorney's fees.

# BORING LOG

Well No. **MW-43**

PROJECT: Triple Stop Chevron
LOCATION: 1034 W Gentile Street
Layton, Utah
DATE: 4/25/22

DRILLING METHOD Direct Push

DRILLER / COMPANY Cooper, Direct Push Services TOTAL DEPTH 18.0' WATER DEPTH 10'

BORING DIAMETER 3" CASING DIAMETER 2" CASING MATERIAL PVC SLOT SIZE 0.01"

SURFACE ELEV. NA TOP OF CASING ELEV. 4326.93 LOGGED BY David Hansen

| DEPTH ( FT.) | SAMPLES | SAMPLE INTERVAL (feet) | BLOWS ON SAMPLER | DESCRIPTION / SOIL CLASSIFICATION | GRAPHIC LOG AND WELL CONSTRUCTION | PID | DEPTH |
|---|---|---|---|---|---|---|---|
| 00 | | | | Topsoil | road box | | 00 |
| | | 0-5 | | Silt (ML), low plasticity, light brown, damp<br>Sand (SP), fine-grained, well sorted, light brown, damp | bentonite seal | | |
| 05 | | | | | | 0 | 05 |
| | | 5-10 | | Sand (SW), fine to medium-grained, medium sorting, light brown, moist | | | |
| 10 | | | | | .010" Screen | 4 | 10 |
| | | 10-15 | | | 10-20 silica sand | | |
| 15 | | | | | | 0 | 15 |
| | | | | Silty clay (CH), high plasticity, medium brown, saturated | | | |
| | | | | End of Boring at 18 feet. Set monitoring well | | 0 | |

# BORING LOG

Well No. **MW-44**

PROJECT: Triple Stop Chevron
LOCATION: 1034 W Gentile Street
Layton, Utah
DATE: 4/25/22

DRILLING METHOD Direct Push

DRILLER / COMPANY Cooper, Direct Push Services TOTAL DEPTH 18.0' WATER DEPTH 10'

BORING DIAMETER 3" CASING DIAMETER 2" CASING MATERIAL PVC SLOT SIZE 0.01"

SURFACE ELEV. NA TOP OF CASING ELEV. 4327.03 LOGGED BY David Hansen

| DEPTH ( FT.) | SAMPLES | SAMPLE INTERVAL (feet) | BLOWS ON SAMPLER | DESCRIPTION / SOIL CLASSIFICATION | GRAPHIC LOG AND WELL CONSTRUCTION | PID | DEPTH |
|---|---|---|---|---|---|---|---|
| 00 | | | | Topsoil | road box | | 00 |
| | | 0-5 | | Silt (ML), low plasticity, light brown, damp | bentonite seal | | |
| 05 | | | | Sand (SP), fine-grained, well sorted, light brown, damp<br>Sand (SW), fine to medium-grained, medium sorting, light brown, moist | | 0 | 05 |
| | | 5-10 | | | | | |
| 10 | | | | | .010" Screen | 2 | 10 |
| | | 10-15 | | | 10-20 silica sand | | |
| 15 | | | | | | 0 | 15 |
| | | | | End of Boring at 18 feet. Set monitoring well | | 0 | |

# BORING LOG

Well No. **MW-45**

**PROJECT:** Triple Stop Chevron
**LOCATION:** 1034 W Gentile Street
Layton, Utah
**DATE:** 4/25-26/22

DRILLING METHOD Direct Push

DRILLER / COMPANY Cooper, Direct Push Services TOTAL DEPTH 18.0' WATER DEPTH 10'

BORING DIAMETER 3" CASING DIAMETER 2" CASING MATERIAL PVC SLOT SIZE 0.01"

SURFACE ELEV. NA TOP OF CASING ELEV. 4329.24 LOGGED BY David Hansen

| DEPTH ( FT.) | SAMPLES | SAMPLE INTERVAL (feet) | BLOWS ON SAMPLER | DESCRIPTION / SOIL CLASSIFICATION | GRAPHIC LOG AND WELL CONSTRUCTION | PID | DEPTH |
|---|---|---|---|---|---|---|---|
| 00 | | | | Topsoil | road box | | 00 |
| | | 0-5 | | Silt (ML), low plasticity, light brown, damp | bentonite seal | | |
| | | | | Sand (SW), fine to medium-grained, medium sorting, light brown, moist | | 0 | 05 |
| | | 5-10 | | | | | |
| 10 | | | | | .010" Screen | 22 | 10 |
| | | | | | | 64 | |
| | | 10-15 | | | 10-20 silica sand | | |
| 15 | | | | | | 0 | 15 |
| | | | | End of Boring at 18 feet. Set monitoring well | | 0 | |

CALCLEAN INC.

"A Partner in Protecting America's Waters"

June 20, 2022

Rockwell Solutions, Inc.
718 E. Bridger Lane
Elk Ridge, UT 84651

ATTN: MR. DAVID HANSEN

SITE: TRIPLE STOP CHEVRON
1034 W. GENTILE STREET
LAYTON, UT 84041

RE: HIGH VACUUM DUAL PHASE EXTRACTION REPORT

Dear Mr. Hansen:

CalClean Inc. is submitting this High Vacuum Dual Phase Extraction Report for the above referenced site. This report includes activities performed from May 2 to June 8, 2019.

From May 2 to June 8, 2022, CalClean performed a 37-day high vacuum dual phase extraction (HVDPE) event on several offsite wells using a low-noise, truck-mounted 450-CFM high-vacuum liquid ring blower. This technology allows hydrocarbons to be simultaneously removed from the vadose zone, capillary fringe, and saturated soil zone. A high vacuum was applied for vapor extraction and drawdown of the groundwater table around the extraction wells, while vacuum and vapor flow rates were modified to optimize recovery of vapor, free-product (if any) and dissolved-phase hydrocarbons.

HVDPE was conducted within the subdivision southwest of the gas station site. The high vacuum system uses a 25-hp liquid ring blower for extraction. This system can extract at a maximum vacuum of 29 inches of Hg and has a maximum capacity of 450 cfm.

During the 37-day event, the HVDPE system was simultaneously connected to several offsite wells as directed by the consultant.

Individual well and Total Inlet vapor samples were collected in Tedlar bags during the event. The laboratory results, listed in Table 1 and laboratory reports included in Attachment 1, indicate the following:

- The starting Total Petroleum Hydrocarbons as Gasoline (TPH-G) vapor concentrations in wells MW-19, MW-42, MW-43, and MW-44 were 41 ppmv, 200 ppmv, 34 ppmv, and 110 ppmv, respectively. The starting and ending Total Inlet TPH-G vapor concentrations were 130 ppmv and 4.6 ppmv, respectively.

1790 N. Case St. • Orange, CA 92865 • (714) 921-1234 • Cell (714) 936-2706 • Fax (714) 921-1236 • www.calclean.com

- The starting Benzene vapor concentrations in wells MW-19, MW-42, MW-43, and MW-44 were 2.8 ppmv, 26 ppmv, 10 ppmv, and 8.5 ppmv, respectively. The starting and ending Total Inlet Benzene vapor concentrations were 14 ppmv and 0.55 ppmv, respectively.

During the event, air sparging was conducted in one or more air sparge wells as directed by the consultant. Air at 10-15 psi and 3-5 scfm per well was provided by a 5-hp oil free air compressor.

The total equivalent amount of hydrocarbons recovered through vapor extraction during the 37-day HVDPE event was 27.54 pounds (based on laboratory data), and 8.84 pounds (based on the Horiba field organic vapor analyzer data) with an average of 18.19 pounds. The cumulative tabulation of recovered hydrocarbons (based on laboratory data) is provided in Table 2. The cumulative tabulation of recovered hydrocarbons (based on the field organic vapor analyzer data) is provided in Table 3.

The total volume of hydrocarbon-affected groundwater recovered from the extraction wells during the HVDPE event was approximately 238,730 gallons (as measured through a 1" PMM water meter). The extracted water was treated through two 500-pound granular activated carbon vessels in series prior to discharge to the sewer system manhole in accordance with Industrial Permit Number C01 from the North Davis Sewer District dated April 1, 2022.

The following attachments are included to document the HVDPE event at the site:

| | |
|---|---|
| Table 1 | Results of Laboratory Analysis of Influent Vapor Samples |
| Table 2 | Hydrocarbon Mass Removal (using Lab Data) |
| Figure 1 | Total Inlet HC Concentrations versus Time (37 Days, Using Lab Data) |
| Figure 2 | Cumulative HC Recovered over 37 Days (using Lab Data) |
| Table 3 | Hydrocarbon Mass Removal (using Horiba Data) |
| Figure 3 | Total Inlet HC Concentrations versus Time (37 Days, Using Horiba Data) |
| Figure 4 | Cumulative HC Recovered over 37 Days (using Horiba Data) |
| Attachment 1 | Laboratory Reports |
| Attachment 2 | High Vacuum Dual Phase Extraction Field Data Sheets |

It has been a pleasure working with you on this project. If you have any questions regarding this data report, please contact us at (714) 936-2706.

Sincerely,

CALCLEAN INC.

Noel Shenoi
Principal Engineer

Attachments

CalClean Inc.

Table 1

RESULTS OF LABORATORY ANALYSIS OF VAPOR SAMPLES

Triple Stop Chevron

Layton, UT

| Sample ID | Date/Time Sampled | TPH-g (ppmv) | Benzene (ppmv) | Toluene (ppmv) | Ethylbenzene (ppmv) | Total Xylenes (ppmv) |
|---|---|---|---|---|---|---|
| MW-19 | 5/2/22 1310 | 41 | 2.8 | 0.25 | 0.14 | 0.54 |
| MW-42 | 5/2/22 1330 | 200 | 26 | 0.85 | 0.58 | 2.3 |
| MW-43 | 5/2/22 1355 | 34 | 10 | 0.55 | 0.5 | 1.6 |
| MW-44 | 5/2/22 1415 | 110 | 8.5 | 0.67 | 0.63 | 2.7 |
| TOTAL INLET | 5/2/22 1430 | 130 | 14 | 0.53 | 0.46 | 1.6 |
| TOTAL INLET | 5/9/22 1200 | 23 | 4.4 | ND<0.5 | 0.24 | 0.7 |
| TOTAL INLET | 5/10/22 1630 | 11 | 1.50 | ND<0.5 | 0.13 | 0.43 |

CalClean Inc.

Table 1

## RESULTS OF LABORATORY ANALYSIS OF VAPOR SAMPLES

### Triple Stop Chevron

### Layton, UT

| Sample ID | Date/Time Sampled | TPH-g (ppmv) | Benzene (ppmv) | Toluene (ppmv) | Ethylbenzene (ppmv) | Total Xylenes (ppmv) |
|---|---|---|---|---|---|---|
| TOTAL INLET | 5/16/22 1200 | 16 | 0.95 | 0.23 | 0.18 | 0.51 |
| TOTAL INLET | 5/23/22 1200 | 11 | 0.75 | 0.19 | 0.16 | 0.44 |
| TOTAL INLET | 5/30/22 1200 | 9.7 | 0.83 | 0.21 | 0.1 | 0.62 |
| TOTAL INLET | 6/8/22 1200 | 4.6 | 0.55 | 0.035 | 0.031 | 0.14 |

Notes:

ppmv = parts per million by volume

TPH - g = total petroleum hydrocarbons - gasoline

TPH-G/BTEX analyzed by EPA TO-3M / TO-15

CalClean Inc.

# Table 2
## HYDROCARBON MASS REMOVAL (Using Lab Data)
### Triple Stop Chevron, Layton, UT

| TIME | SYSTEM PARAMETERS | | | Hydrocarbon Recovery | | |
|---|---|---|---|---|---|---|
| | Average System Vacuum (in of Hg) | Average Total System Inlet Flow (scfm) | Influent Concentrations Post-dilution* (ppmv) | (lbs) | (gal) | (Cumul. lbs) |
| 5/2/2022 14:30 | 17 | 95 | 130 | 0.00 | 0.00 | 0.00 |
| 5/9/2022 12:00 | 20 | 90 | 23 | 15.94 | 2.55 | 15.94 |
| 5/10/2022 16:30 | 19 | 105 | 11 | 0.64 | 0.10 | 16.59 |
| 5/16/2022 12:00 | 19 | 105 | 16 | 2.69 | 0.43 | 19.28 |
| 5/23/2022 12:00 | 19 | 105 | 11 | 3.24 | 0.52 | 22.52 |
| 5/30/2022 12:00 | 17 | 115 | 9.7 | 2.60 | 0.42 | 25.13 |
| 6/8/2022 12:00 | 17 | 115 | 4.6 | 2.42 | 0.39 | 27.54 |
| | | | | | | |
| | **TOTAL HC RECOVERED* - LAB DATA** | | | **27.54** | **4.41** | |
| | **TOTAL HC RECOVERED** - FIELD ANALYZER DATA** | | | **8.84** | **1.41** | |
| | **Average HC Recovered*** (Field Analyzer/Lab Data)** | | | **18.19** | **2.91** | |

in of Hg = inches of mercury
scfm = standard cubic feet per minute
** Based on Horiba field analyzer data.
ppmv = parts per million by volume
gal = gallons
lbs = pounds
* Concentration data based on laboratory data.
*** Average HC Recovered using Laboratory and Horiba data

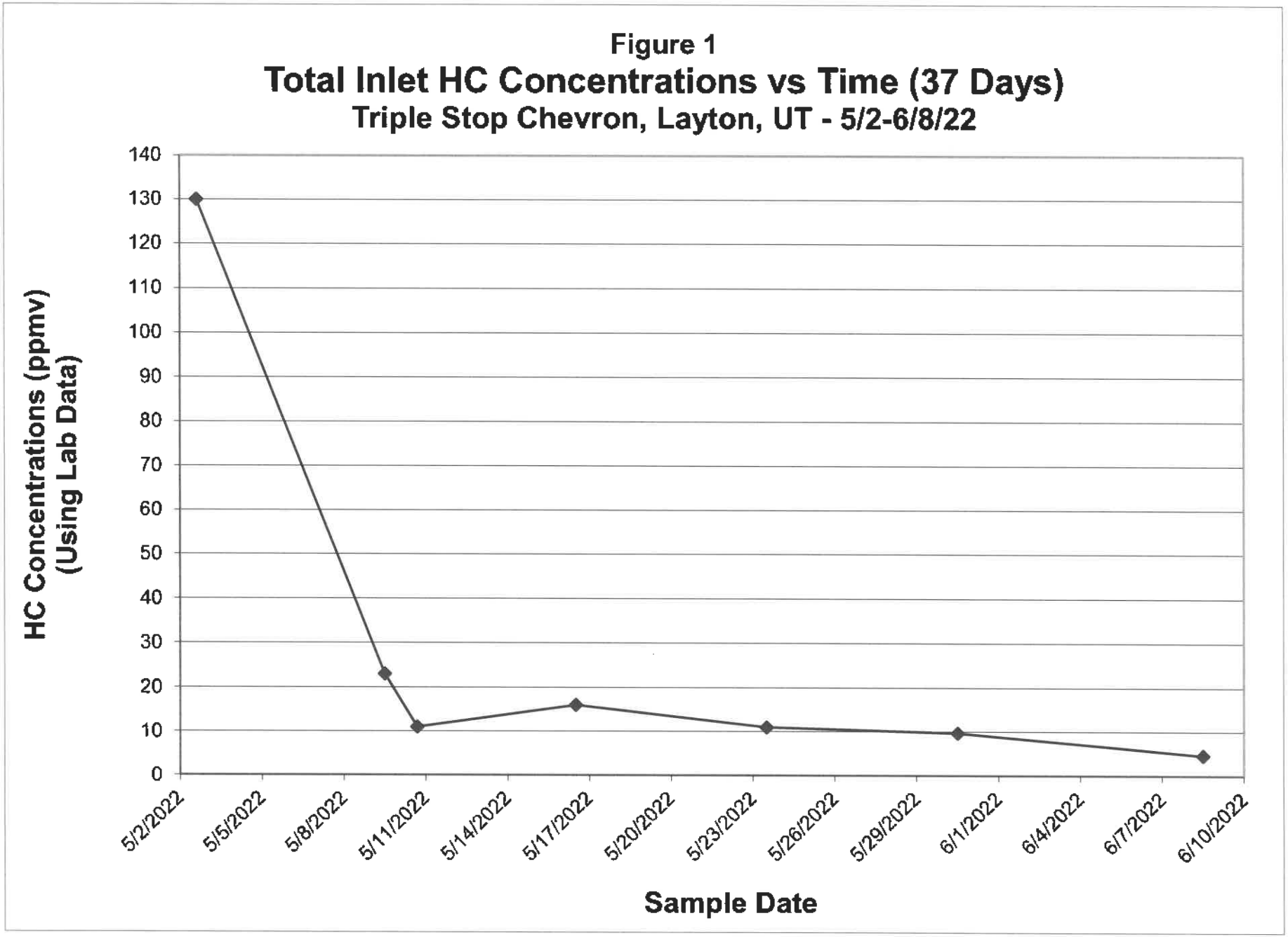
Figure 1
Total Inlet HC Concentrations vs Time (37 Days)
Triple Stop Chevron, Layton, UT - 5/2-6/8/22
HC Concentrations (ppmv)
(Using Lab Data)
140
130
120
110
100
90
80
70
60
50
40
30
20
10
0
5/2/2022
5/5/2022
5/8/2022
5/11/2022
5/14/2022
5/17/2022
5/20/2022
5/23/2022
5/26/2022
5/29/2022
6/1/2022
6/4/2022
6/7/2022
6/10/2022
Sample Date

CalClean Inc.

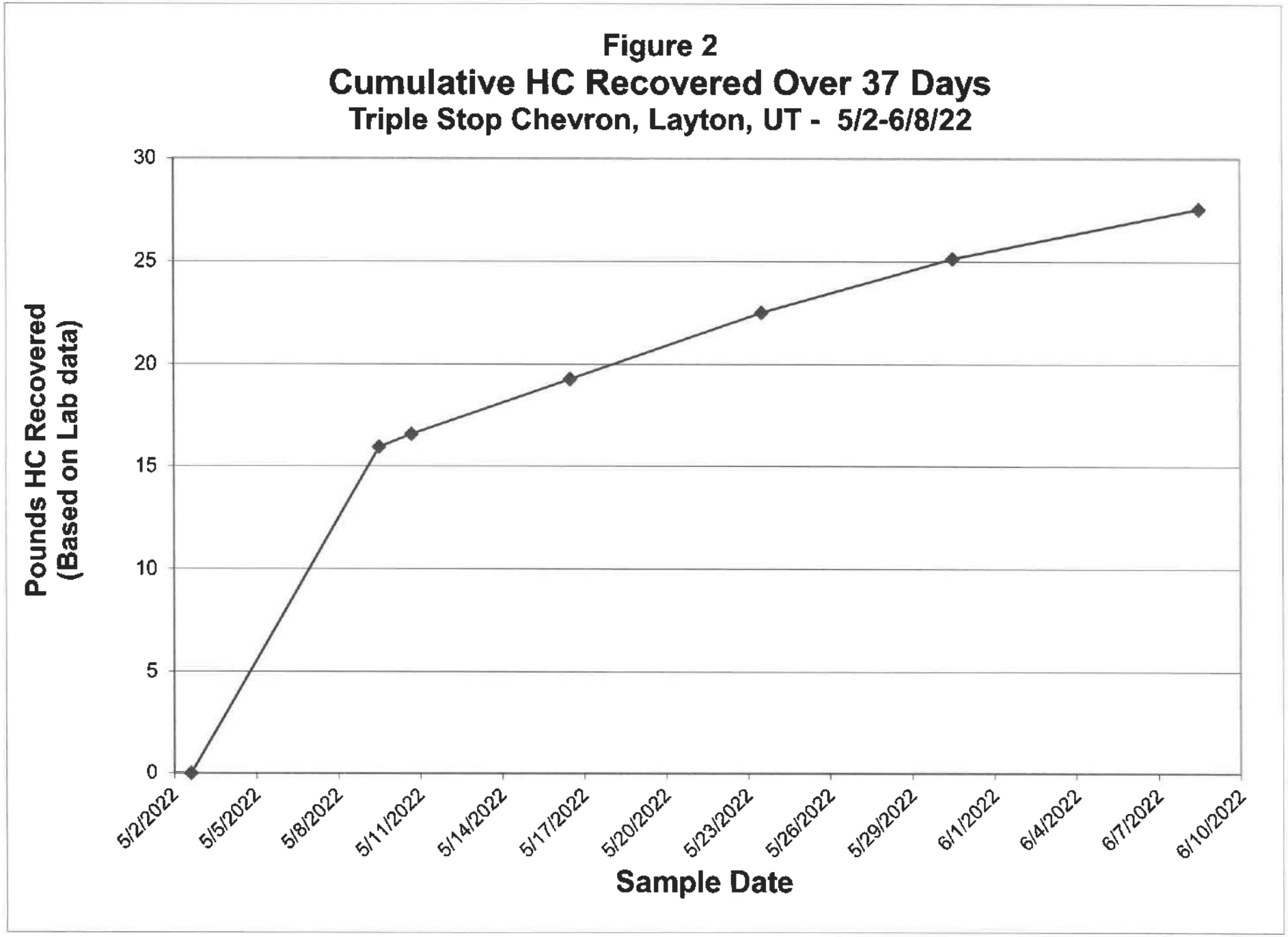

CalClean Inc.

Table 3

# HYDROCARBON MASS REMOVAL (Using Field Data)

## Triple Stop Chevron, Layton, UT

| TIME | Extraction Well # (Stinger Depth) | Extraction Well # (Stinger Depth) | Extraction Well # (Stinger Depth) | Extraction Well # (Stinger Depth) | Extraction Well # (Stinger Depth) | Extraction Well # (Stinger Depth) | SYSTEM PARAMETERS System Vacuum (in of Hg) | Total System Inlet Flow (scfm)** | Influent Concentrations (ppmv)* | Effluent Concentrations (ppmv) * | Hydrocarbon Recovery (using Horiba Data) (lbs) | (gal) | (Cumul. lbs) |
|---|---|---|---|---|---|---|---|---|---|---|---|---|---|
| 5/2/2022 14:20 | | | | | | | 17 | 95 | 1 | | 0.00 | 0.00 | 0.00 |
| 5/2/2022 16:00 | | During the event, extraction was conducted in various wells as directed by the consultant. | | | | | 17 | 95 | 1 | | 0.00 | 0.00 | 0.00 |
| 5/3/2022 8:00 | | | | | | | 17 | 95 | 18 | | 0.20 | 0.03 | 0.20 |
| 5/3/2022 12:00 | | | | | | | 17 | 95 | 16 | | 0.09 | 0.01 | 0.29 |
| 5/3/2022 16:00 | | | | | | | 17 | 95 | 15 | | 0.08 | 0.01 | 0.37 |
| 5/4/2022 8:00 | | | | | | | 17 | 95 | 15 | | 0.31 | 0.05 | 0.68 |
| 5/4/2022 12:00 | | | | | | | 17 | 95 | 14 | | 0.08 | 0.01 | 0.75 |
| 5/4/2022 16:00 | | | | | | | 17 | 95 | 16 | | 0.08 | 0.01 | 0.83 |
| 5/5/2022 8:00 | | | | | | | 17 | 95 | 15 | | 0.32 | 0.05 | 1.15 |
| 5/5/2022 12:00 | | | | | | | 17 | 95 | 13 | | 0.07 | 0.01 | 1.22 |
| 5/5/2022 16:00 | | | | | | | 17 | 95 | 14 | | 0.07 | 0.01 | 1.29 |
| 5/6/2022 8:00 | | | | | | | 20 | 90 | 14 | | 0.28 | 0.05 | 1.58 |
| 5/6/2022 12:00 | | | | | | | 20 | 90 | 13 | | 0.07 | 0.01 | 1.64 |
| 5/6/2022 16:00 | | | | | | | 20 | 90 | 13 | | 0.06 | 0.01 | 1.70 |
| 5/7/2022 8:00 | | | | | | | 20 | 90 | 11 | | 0.24 | 0.04 | 1.94 |
| 5/7/2022 12:00 | | | | | | | 20 | 90 | 10 | | 0.05 | 0.01 | 1.99 |
| 5/7/2022 16:00 | | | | | | | 20 | 90 | 10 | | 0.05 | 0.01 | 2.04 |
| 5/8/2022 8:00 | | | | | | | 20 | 90 | 10 | | 0.20 | 0.03 | 2.24 |
| 5/8/2022 12:00 | | | | | | | 20 | 90 | 11 | | 0.05 | 0.01 | 2.29 |
| 5/8/2022 16:00 | | | | | | | 20 | 90 | 10 | | 0.05 | 0.01 | 2.34 |
| 5/9/2022 8:00 | | | | | | | 20 | 90 | 8 | | 0.18 | 0.03 | 2.52 |
| 5/9/2022 12:00 | | | | | | | 20 | 90 | 8 | | 0.04 | 0.01 | 2.56 |
| 5/9/2022 16:00 | | | | | | | 20 | 90 | 9 | | 0.04 | 0.01 | 2.60 |
| 5/10/2022 8:00 | | | | | | | 20 | 90 | 10 | | 0.19 | 0.03 | 2.78 |
| 5/10/2022 12:00 | | | | | | | 19 | 105 | 6 | | 0.04 | 0.01 | 2.83 |
| 5/10/2022 16:00 | | | | | | | 19 | 105 | 6 | | 0.03 | 0.01 | 2.86 |
| 5/11/2022 8:00 | | | | | | | 19 | 105 | 7 | | 0.15 | 0.02 | 3.01 |
| 5/11/2022 12:00 | | | | | | | 19 | 105 | 6 | | 0.04 | 0.01 | 3.05 |
| 5/11/2022 16:00 | | | | | | | 19 | 105 | 7 | | 0.04 | 0.01 | 3.08 |
| 5/12/2022 8:00 | | | | | | | 19 | 105 | 6 | | 0.15 | 0.02 | 3.23 |

CalClean Inc.

Table 3

# HYDROCARBON MASS REMOVAL (Using Field Data)

## Triple Stop Chevron, Layton, UT

| TIME | Extraction Well # (Stinger Depth) | Extraction Well # (Stinger Depth) | Extraction Well # (Stinger Depth) | Extraction Well # (Stinger Depth) | Extraction Well # (Stinger Depth) | Extraction Well # (Stinger Depth) | SYSTEM PARAMETERS | | | | Hydrocarbon Recovery (using Horiba Data) | | |
|---|---|---|---|---|---|---|---|---|---|---|---|---|---|
| | | | | | | | System Vacuum (in of Hg) | Total System Inlet Flow (scfm)** | Influent Concentrations (ppmv)* | Effluent Concentrations (ppmv) * | (lbs) | (gal) | (Cumul. lbs) |
| 5/12/2022 12:00 | | | | | | | 19 | 105 | 7 | | 0.04 | 0.01 | 3.27 |
| 5/12/2022 16:00 | | | | | | | 19 | 105 | 7 | | 0.04 | 0.01 | 3.31 |
| 5/13/2022 8:00 | | | | | | | 19 | 105 | 8 | | 0.17 | 0.03 | 3.48 |
| 5/13/2022 12:00 | | | | | | | 19 | 105 | 6 | | 0.04 | 0.01 | 3.52 |
| 5/13/2022 16:00 | | | | | | | 19 | 105 | 6 | | 0.03 | 0.01 | 3.55 |
| 5/14/2022 8:00 | | | | | | | 19 | 105 | 7 | | 0.15 | 0.02 | 3.70 |
| 5/14/2022 12:00 | | | | | | | 19 | 105 | 7 | | 0.04 | 0.01 | 3.74 |
| 5/14/2022 16:00 | | | | | | | 19 | 105 | 9 | | 0.05 | 0.01 | 3.79 |
| 5/15/2022 8:00 | | | | | | | 19 | 105 | 7 | | 0.18 | 0.03 | 3.97 |
| 5/15/2022 12:00 | | | | | | | 19 | 105 | 6 | | 0.04 | 0.01 | 4.01 |
| 5/15/2022 16:00 | | | | | | | 19 | 105 | 7 | | 0.04 | 0.01 | 4.05 |
| 5/16/2022 8:00 | | | | | | | 19 | 105 | 7 | | 0.16 | 0.03 | 4.21 |
| 5/16/2022 12:00 | | | | | | | 19 | 105 | 7 | | 0.04 | 0.01 | 4.25 |
| 5/16/2022 16:00 | | | | | | | 19 | 105 | 7 | | 0.04 | 0.01 | 4.29 |
| 5/17/2022 8:00 | | | | | | | 19 | 105 | 5 | | 0.14 | 0.02 | 4.42 |
| 5/17/2022 12:00 | | | | | | | 19 | 105 | 6 | | 0.03 | 0.01 | 4.46 |
| 5/17/2022 16:00 | | | | | | | 19 | 105 | 6 | | 0.03 | 0.01 | 4.49 |
| 5/18/2022 8:00 | | | | | | | 19 | 105 | 6 | | 0.14 | 0.02 | 4.63 |
| 5/18/2022 12:00 | | | | | | | 19 | 105 | 5 | | 0.03 | 0.01 | 4.66 |
| 5/18/2022 16:00 | | | | | | | 19 | 105 | 6 | | 0.03 | 0.01 | 4.69 |
| 5/19/2022 8:00 | | | | | | | 19 | 105 | 6 | | 0.14 | 0.02 | 4.83 |
| 5/19/2022 12:00 | | | | | | | 19 | 105 | 5 | | 0.03 | 0.01 | 4.86 |
| 5/19/2022 16:00 | | | | | | | 19 | 105 | 5 | | 0.03 | 0.00 | 4.89 |
| 5/20/2022 8:00 | | | | | | | 19 | 105 | 4 | | 0.10 | 0.02 | 4.99 |
| 5/20/2022 12:00 | | | | | | | 19 | 105 | 5 | | 0.03 | 0.00 | 5.02 |
| 5/20/2022 16:00 | | | | | | | 19 | 105 | 6 | | 0.03 | 0.01 | 5.05 |
| 5/21/2022 8:00 | | | | | | | 19 | 105 | 6 | | 0.14 | 0.02 | 5.18 |
| 5/21/2022 12:00 | | | | | | | 19 | 105 | 4 | | 0.03 | 0.00 | 5.21 |
| 5/21/2022 16:00 | | | | | | | 19 | 105 | 5 | | 0.03 | 0.00 | 5.24 |
| 5/22/2022 8:00 | | | | | | | 19 | 105 | 4 | | 0.10 | 0.02 | 5.34 |

CalClean Inc.

# Table 3
## HYDROCARBON MASS REMOVAL (Using Field Data)
## Triple Stop Chevron, Layton, UT

| TIME | Extraction Well # (Stinger Depth) | Extraction Well # (Stinger Depth) | Extraction Well # (Stinger Depth) | Extraction Well # (Stinger Depth) | Extraction Well # (Stinger Depth) | Extraction Well # (Stinger Depth) | SYSTEM PARAMETERS | | | | Hydrocarbon Recovery (using Horiba Data) | | |
|---|---|---|---|---|---|---|---|---|---|---|---|---|---|
| | | | | | | | System Vacuum (in of Hg) | Total System Inlet Flow (scfm)** | Influent Concentrations (ppmv)* | Effluent Concentrations (ppmv) * | (lbs) | (gal) | (Cumul. lbs) |
| 5/22/2022 12:00 | | | | | | | 19 | 105 | 6 | | 0.03 | 0.00 | 5.37 |
| 5/22/2022 16:00 | | | | | | | 19 | 105 | 4 | | 0.03 | 0.00 | 5.40 |
| 5/23/2022 8:00 | | | | | | | 19 | 105 | 5 | | 0.10 | 0.02 | 5.50 |
| 5/23/2022 12:00 | | | | | | | 19 | 105 | 5 | | 0.03 | 0.00 | 5.53 |
| 5/23/2022 16:00 | | | | | | | 19 | 105 | 5 | | 0.03 | 0.00 | 5.56 |
| 5/24/2022 8:00 | | | | | | | 19 | 105 | 4 | | 0.10 | 0.02 | 5.66 |
| 5/24/2022 12:00 | | | | | | | 17 | 115 | 12 | | 0.05 | 0.01 | 5.71 |
| 5/24/2022 16:00 | | | | | | | 17 | 115 | 9 | | 0.07 | 0.01 | 5.78 |
| 5/25/2022 8:00 | | | | | | | 17 | 115 | 7 | | 0.20 | 0.03 | 5.98 |
| 5/25/2022 12:00 | | | | | | | 17 | 115 | 8 | | 0.05 | 0.01 | 6.02 |
| 5/25/2022 16:00 | | | | | | | 17 | 115 | 6 | | 0.04 | 0.01 | 6.07 |
| 5/26/2022 8:00 | | | | | | | 17 | 115 | 7 | | 0.16 | 0.03 | 6.23 |
| 5/26/2022 12:00 | | | | | | | 17 | 115 | 8 | | 0.05 | 0.01 | 6.28 |
| 5/26/2022 16:00 | | | | | | | 17 | 115 | 8 | | 0.05 | 0.01 | 6.33 |
| 5/27/2022 8:00 | | | | | | | 17 | 115 | 7 | | 0.19 | 0.03 | 6.51 |
| 5/27/2022 12:00 | | | | | | | 17 | 115 | 7 | | 0.04 | 0.01 | 6.56 |
| 5/27/2022 16:00 | | | | | | | 17 | 115 | 9 | | 0.05 | 0.01 | 6.61 |
| 5/28/2022 8:00 | | | | | | | 17 | 115 | 7 | | 0.20 | 0.03 | 6.81 |
| 5/28/2022 12:00 | | | | | | | 17 | 115 | 7 | | 0.04 | 0.01 | 6.85 |
| 5/28/2022 16:00 | | | | | | | 17 | 115 | 7 | | 0.04 | 0.01 | 6.90 |
| 5/29/2022 8:00 | | | | | | | 17 | 115 | 5 | | 0.15 | 0.02 | 7.05 |
| 5/29/2022 12:00 | | | | | | | 17 | 115 | 6 | | 0.03 | 0.01 | 7.08 |
| 5/29/2022 16:00 | | | | | | | 17 | 115 | 6 | | 0.04 | 0.01 | 7.12 |
| 5/30/2022 8:00 | | | | | | | 17 | 115 | 6 | | 0.15 | 0.02 | 7.27 |
| 5/30/2022 12:00 | | | | | | | 17 | 115 | 6 | | 0.04 | 0.01 | 7.31 |
| 5/30/2022 16:00 | | | | | | | 17 | 115 | 5 | | 0.03 | 0.01 | 7.34 |
| 5/31/2022 8:00 | | | | | | | 17 | 115 | 6 | | 0.14 | 0.02 | 7.48 |
| 5/31/2022 12:00 | | | | | | | 17 | 115 | 4 | | 0.03 | 0.01 | 7.51 |
| 5/31/2022 16:00 | | | | | | | 17 | 115 | 4 | | 0.03 | 0.00 | 7.54 |
| 6/1/2022 8:00 | | | | | | | 17 | 115 | 5 | | 0.11 | 0.02 | 7.65 |

**CalClean Inc.**

Table 3

# HYDROCARBON MASS REMOVAL (Using Field Data)
## Triple Stop Chevron, Layton, UT

| TIME | Extraction Well # (Stinger Depth) | Extraction Well # (Stinger Depth) | Extraction Well # (Stinger Depth) | Extraction Well # (Stinger Depth) | Extraction Well # (Stinger Depth) | Extraction Well # (Stinger Depth) | SYSTEM PARAMETERS | | | | Hydrocarbon Recovery (using Horiba Data) | | |
|---|---|---|---|---|---|---|---|---|---|---|---|---|---|
| | | | | | | | System Vacuum (in of Hg) | Total System Inlet Flow (scfm)** | Influent Concentrations (ppmv)* | Effluent Concentrations (ppmv) * | (lbs) | (gal) | (Cumul. lbs) |
| 6/1/2022 12:00 | | | | | | | 17 | 115 | 6 | | 0.03 | 0.01 | 7.68 |
| 6/1/2022 16:00 | | | | | | | 17 | 115 | 5 | | 0.03 | 0.01 | 7.72 |
| 6/2/2022 8:00 | | | | | | | 17 | 115 | 6 | | 0.14 | 0.02 | 7.86 |
| 6/2/2022 12:00 | | | | | | | 17 | 115 | 5 | | 0.03 | 0.01 | 7.89 |
| 6/2/2022 16:00 | | | | | | | 17 | 115 | 4 | | 0.03 | 0.00 | 7.92 |
| 6/3/2022 8:00 | | | | | | | 17 | 115 | 5 | | 0.11 | 0.02 | 8.03 |
| 6/3/2022 12:00 | | | | | | | 17 | 115 | 6 | | 0.03 | 0.01 | 8.06 |
| 6/3/2022 16:00 | | | | | | | 17 | 115 | 5 | | 0.03 | 0.01 | 8.10 |
| 6/4/2022 8:00 | | | | | | | 17 | 115 | 4 | | 0.11 | 0.02 | 8.21 |
| 6/4/2022 12:00 | | | | | | | 17 | 115 | 5 | | 0.03 | 0.00 | 8.24 |
| 6/4/2022 16:00 | | | | | | | 17 | 115 | 3 | | 0.03 | 0.00 | 8.27 |
| 6/5/2022 8:00 | | | | | | | 17 | 115 | 4 | | 0.09 | 0.01 | 8.35 |
| 6/5/2022 12:00 | | | | | | | 17 | 115 | 5 | | 0.03 | 0.00 | 8.38 |
| 6/5/2022 16:00 | | | | | | | 17 | 115 | 3 | | 0.03 | 0.00 | 8.41 |
| 6/6/2022 8:00 | | | | | | | 17 | 115 | 4 | | 0.09 | 0.01 | 8.49 |
| 6/6/2022 12:00 | | | | | | | 17 | 115 | 4 | | 0.03 | 0.00 | 8.52 |
| 6/6/2022 16:00 | | | | | | | 17 | 115 | 5 | | 0.03 | 0.00 | 8.55 |
| 6/7/2022 8:00 | | | | | | | 17 | 115 | 3 | | 0.10 | 0.02 | 8.65 |
| 6/7/2022 12:00 | | | | | | | 17 | 115 | 4 | | 0.02 | 0.00 | 8.67 |
| 6/7/2022 16:00 | | | | | | | 17 | 115 | 5 | | 0.03 | 0.00 | 8.70 |
| 6/8/2022 8:00 | | | | | | | 17 | 115 | 4 | | 0.11 | 0.02 | 8.81 |
| 6/8/2022 12:00 | | | | | | | 17 | 115 | 5 | | 0.03 | 0.00 | 8.84 |
| | | | | | | | | | | | | | |
| | | | | | | | | | **TOTAL HC RECOVERED** | | **8.84** | **1.41** | |
| | | | | | | | | | **Total Groundwater Extracted** | | | **238,730** | |

Comments: Manual dilution was not opened during the event.

in of Hg = inches of mercury  gal = gallons

scfm = standard cubic feet per minute  lbs = pounds  * Concentrations based on Horiba MEXA 324-JU field organic vapor analyzer, calibrated as hexane

** Inlet flow measured through orifice tube and converted from acfm to reported scfm

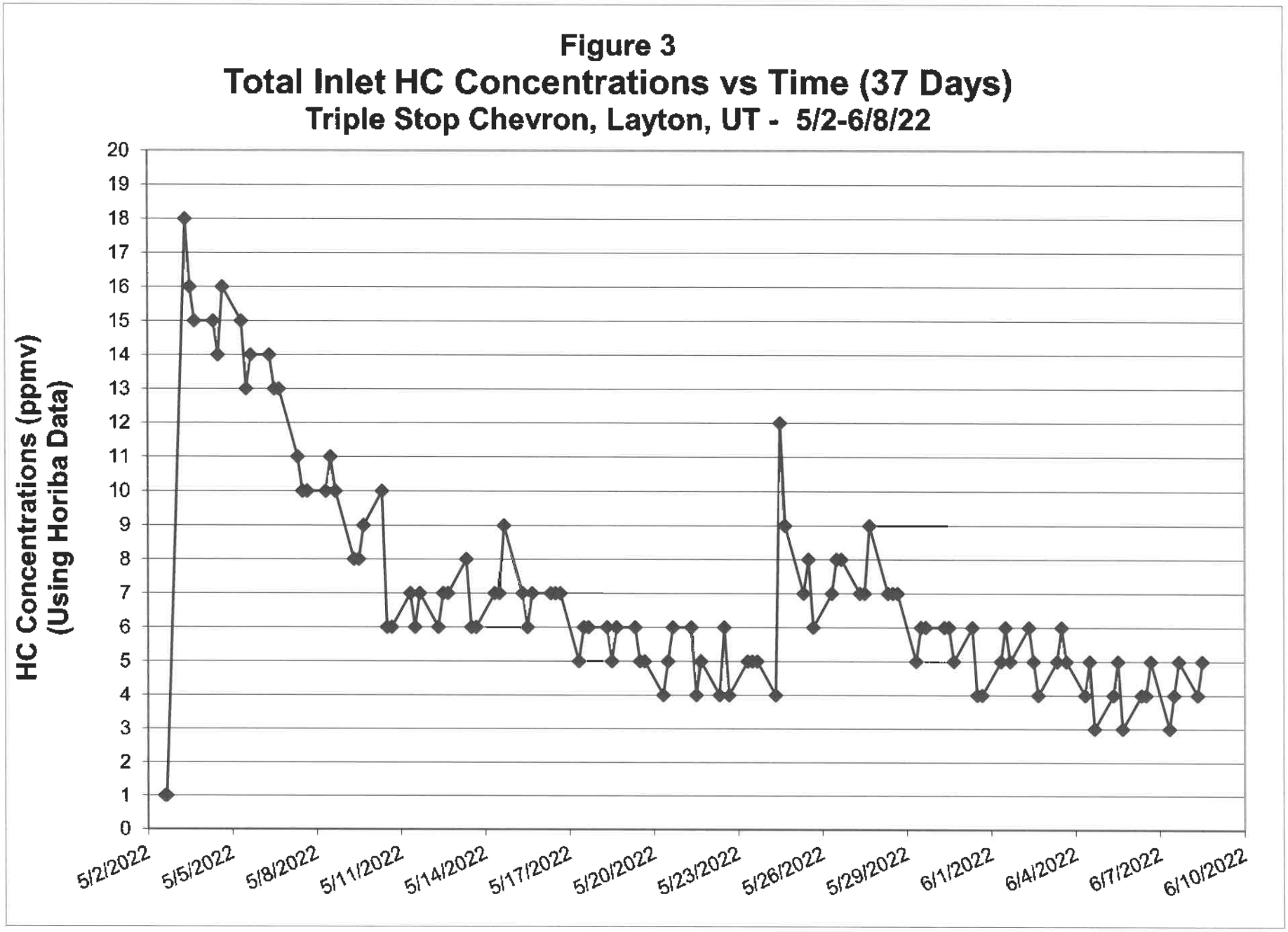
Figure 3
Total Inlet HC Concentrations vs Time (37 Days)
Triple Stop Chevron, Layton, UT - 5/2-6/8/22
HC Concentrations (ppmv)
(Using Horiba Data)
20
19
18
17
16
15
14
13
12
11
10
9
8
7
6
5
4
3
2
1
0
5/2/2022
5/5/2022
5/8/2022
5/11/2022
5/14/2022
5/17/2022
5/20/2022
5/23/2022
5/26/2022
5/29/2022
6/1/2022
6/4/2022
6/7/2022
6/10/2022

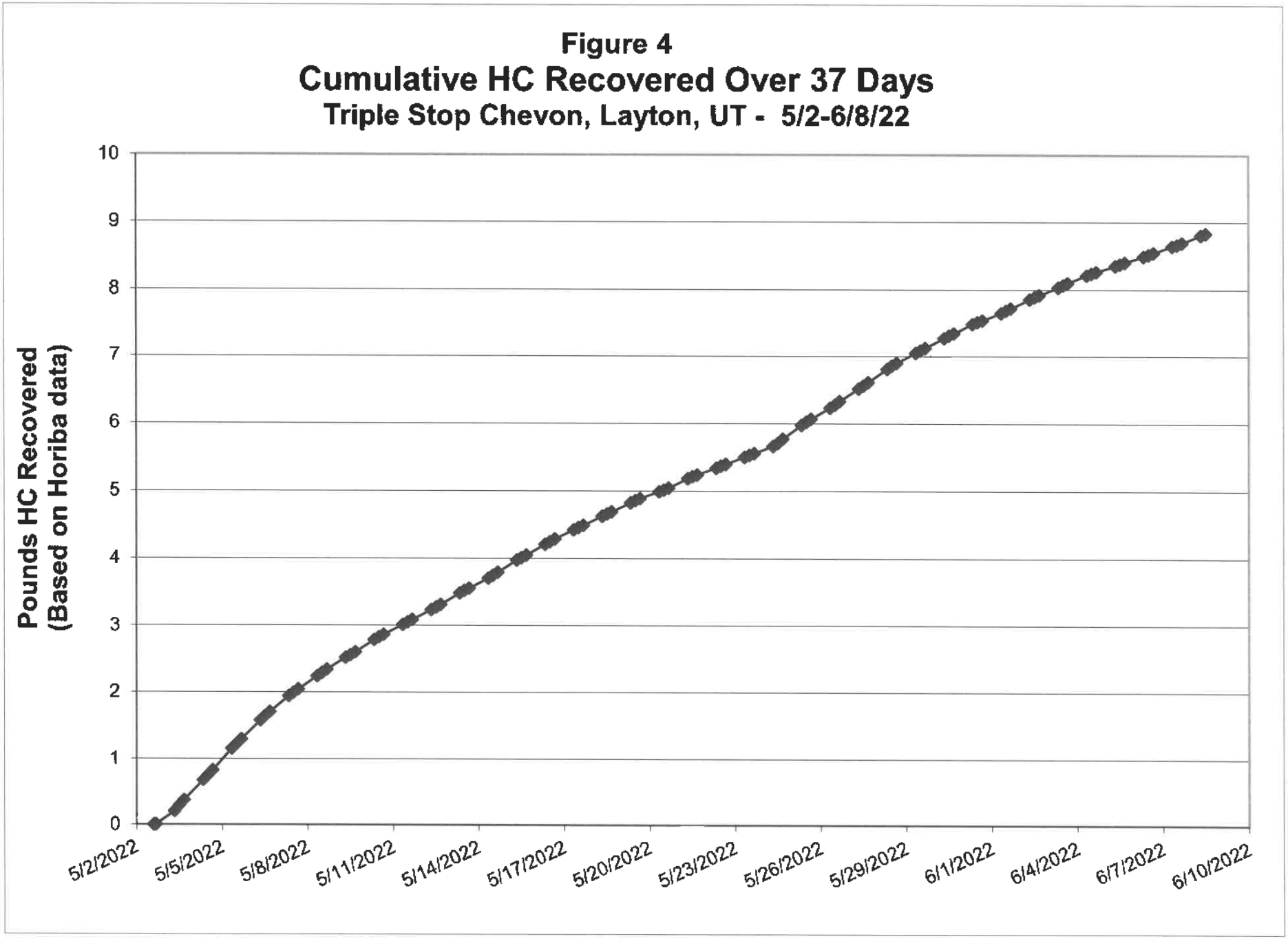
Figure 4
Cumulative HC Recovered Over 37 Days
Triple Stop Chevon, Layton, UT - 5/2-6/8/22
Pounds HC Recovered
(Based on Horiba data)
0
1
2
3
4
5
6
7
8
9
10
5/2/2022
5/5/2022
5/8/2022
5/11/2022
5/14/2022
5/17/2022
5/20/2022
5/23/2022
5/26/2022
5/29/2022
6/1/2022
6/4/2022
6/7/2022
6/10/2022

# ATTACHMENT 1

# LABORATORY REPORTS

eurofins | Environment Testing America

# ANALYTICAL REPORT

Eurofins Calscience
2841 Dow Avenue, Suite 100
Tustin, CA 92780
Tel: (714)895-5494

Laboratory Job ID: 570-95060-1
Client Project/Site: TRIPLE STOP CHEVRON

For:
Calclean Inc
1790 N. Case St
Orange, California 92865

Attn: Noel Shenoi

*Authorized for release by:*
*5/11/2022 6:11:21 PM*
Sandy Tat, Project Manager I
(714)895-5494
Sandy.Tat@et.eurofinsus.com

Designee for

Cecile de Guia, Project Manager I
(714)895-5494
Cecile.deGuia@et.eurofinsus.com



*The test results in this report meet all 2003 NELAC, 2009 TNI, and 2016 TNI requirements for accredited parameters, exceptions are noted in this report. This report may not be reproduced except in full, and with written approval from the laboratory. For questions please contact the Project Manager at the e-mail address or telephone number listed on this page.*

*This report has been electronically signed and authorized by the signatory. Electronic signature is intended to be the legally binding equivalent of a traditionally handwritten signature.*

*Results relate only to the items tested and the sample(s) as received by the laboratory.*

# Table of Contents

# Definitions/Glossary

Client: Calclean Inc
Project/Site: TRIPLE STOP CHEVRON

Job ID: 570-95060-1

## Qualifiers

### Air - GC/MS VOA

| Qualifier | Qualifier Description |
|---|---|
| S1+ | Surrogate recovery exceeds control limits, high biased. |

## Glossary

| Abbreviation | These commonly used abbreviations may or may not be present in this report. |
|---|---|
| ¤ | Listed under the "D" column to designate that the result is reported on a dry weight basis |
| %R | Percent Recovery |
| CFL | Contains Free Liquid |
| CFU | Colony Forming Unit |
| CNF | Contains No Free Liquid |
| DER | Duplicate Error Ratio (normalized absolute difference) |
| Dil Fac | Dilution Factor |
| DL | Detection Limit (DoD/DOE) |
| DL, RA, RE, IN | Indicates a Dilution, Re-analysis, Re-extraction, or additional Initial metals/anion analysis of the sample |
| DLC | Decision Level Concentration (Radiochemistry) |
| EDL | Estimated Detection Limit (Dioxin) |
| LOD | Limit of Detection (DoD/DOE) |
| LOQ | Limit of Quantitation (DoD/DOE) |
| MCL | EPA recommended "Maximum Contaminant Level" |
| MDA | Minimum Detectable Activity (Radiochemistry) |
| MDC | Minimum Detectable Concentration (Radiochemistry) |
| MDL | Method Detection Limit |
| ML | Minimum Level (Dioxin) |
| MPN | Most Probable Number |
| MQL | Method Quantitation Limit |
| NC | Not Calculated |
| ND | Not Detected at the reporting limit (or MDL or EDL if shown) |
| NEG | Negative / Absent |
| POS | Positive / Present |
| PQL | Practical Quantitation Limit |
| PRES | Presumptive |
| QC | Quality Control |
| RER | Relative Error Ratio (Radiochemistry) |
| RL | Reporting Limit or Requested Limit (Radiochemistry) |
| RPD | Relative Percent Difference, a measure of the relative difference between two points |
| TEF | Toxicity Equivalent Factor (Dioxin) |
| TEQ | Toxicity Equivalent Quotient (Dioxin) |
| TNTC | Too Numerous To Count |

## Job ID: 570-95060-1

### Laboratory: Eurofins Calscience

**Narrative**

**Job Narrative**
**570-95060-1**

**Comments**
No additional comments.

**Receipt**
The samples were received on 5/5/2022 2:52 PM. Unless otherwise noted below, the samples arrived in good condition, and where required, properly preserved and on ice. The temperature of the cooler at receipt was 22.0º C.

**Air Toxics**
Method TO-15: Surrogate recovery for the following sample was outside control limits: MW-19 (570-95060-1). Evidence of matrix interference is present; therefore, re-extraction and/or re-analysis was not performed.

No additional analytical or quality issues were noted, other than those described above or in the Definitions/Glossary page.

# Detection Summary

Client: Calclean Inc
Project/Site: TRIPLE STOP CHEVRON

Job ID: 570-95060-1

## Client Sample ID: MW-19 — Lab Sample ID: 570-95060-1

| Analyte | Result | Qualifier | RL | | Unit | Dil Fac | D | Method | Prep Type |
|---|---|---|---|---|---|---|---|---|---|
| tert-Butyl alcohol (TBA) | 0.053 | | 0.0050 | | ppm v/v | 1 | | TO-15 | Total/NA |
| Benzene - DL | 2.8 | | 0.063 | | ppm v/v | 125 | | TO-15 | Total/NA |
| Toluene - DL | 0.25 | | 0.063 | | ppm v/v | 12.5 | | TO-15 | Total/NA |
| Ethylbenzene - DL | 0.14 | | 0.0063 | | ppm v/v | 12.5 | | TO-15 | Total/NA |
| m,p-Xylene - DL | 0.43 | | 0.025 | | ppm v/v | 12.5 | | TO-15 | Total/NA |
| o-Xylene - DL | 0.11 | | 0.0063 | | ppm v/v | 12.5 | | TO-15 | Total/NA |
| Xylenes, Total - DL | 0.54 | | 0.031 | | ppm v/v | 12.5 | | TO-15 | Total/NA |
| TPH (as Gasoline) | 41 | | 2.0 | | ppm v/v | 1 | | TO3 | Total/NA |

| Analyte | Result | Qualifier | RL | | Unit | Dil Fac | D | Method | Prep Type |
|---|---|---|---|---|---|---|---|---|---|
| tert-Butyl alcohol (TBA) | 160 | | 15 | | ug/m3 | 1 | | TO-15 | Total/NA |
| Benzene - DL | 8900 | | 200 | | ug/m3 | 125 | | TO-15 | Total/NA |
| Toluene - DL | 960 | | 240 | | ug/m3 | 12.5 | | TO-15 | Total/NA |
| Ethylbenzene - DL | 590 | | 27 | | ug/m3 | 12.5 | | TO-15 | Total/NA |
| m,p-Xylene - DL | 1900 | | 110 | | ug/m3 | 12.5 | | TO-15 | Total/NA |
| o-Xylene - DL | 470 | | 27 | | ug/m3 | 12.5 | | TO-15 | Total/NA |
| Xylenes, Total - DL | 2300 | | 140 | | ug/m3 | 12.5 | | TO-15 | Total/NA |
| TPH (as Gasoline) | 170000 | | 8200 | | ug/m3 | 1 | | TO3 | Total/NA |

## Client Sample ID: MW-42 — Lab Sample ID: 570-95060-2

| Analyte | Result | Qualifier | RL | | Unit | Dil Fac | D | Method | Prep Type |
|---|---|---|---|---|---|---|---|---|---|
| Toluene | 0.85 | | 0.063 | | ppm v/v | 12.5 | | TO-15 | Total/NA |
| Ethylbenzene | 0.58 | | 0.0063 | | ppm v/v | 12.5 | | TO-15 | Total/NA |
| m,p-Xylene | 1.8 | | 0.025 | | ppm v/v | 12.5 | | TO-15 | Total/NA |
| o-Xylene | 0.54 | | 0.0063 | | ppm v/v | 12.5 | | TO-15 | Total/NA |
| Xylenes, Total | 2.3 | | 0.031 | | ppm v/v | 12.5 | | TO-15 | Total/NA |
| tert-Butyl alcohol (TBA) | 0.067 | | 0.063 | | ppm v/v | 12.5 | | TO-15 | Total/NA |
| Benzene - DL | 26 | | 0.31 | | ppm v/v | 625 | | TO-15 | Total/NA |
| Ethanol - DL | 25 | | 13 | | ppm v/v | 250 | | TO-15 | Total/NA |
| TPH (as Gasoline) | 200 | | 2.0 | | ppm v/v | 1 | | TO3 | Total/NA |

| Analyte | Result | Qualifier | RL | | Unit | Dil Fac | D | Method | Prep Type |
|---|---|---|---|---|---|---|---|---|---|
| Toluene | 3200 | | 240 | | ug/m3 | 12.5 | | TO-15 | Total/NA |
| Ethylbenzene | 2500 | | 27 | | ug/m3 | 12.5 | | TO-15 | Total/NA |
| m,p-Xylene | 8000 | | 110 | | ug/m3 | 12.5 | | TO-15 | Total/NA |
| o-Xylene | 2400 | | 27 | | ug/m3 | 12.5 | | TO-15 | Total/NA |
| Xylenes, Total | 10000 | | 140 | | ug/m3 | 12.5 | | TO-15 | Total/NA |
| tert-Butyl alcohol (TBA) | 200 | | 190 | | ug/m3 | 12.5 | | TO-15 | Total/NA |
| Benzene - DL | 84000 | | 1000 | | ug/m3 | 625 | | TO-15 | Total/NA |
| Ethanol - DL | 47000 | | 24000 | | ug/m3 | 250 | | TO-15 | Total/NA |
| TPH (as Gasoline) | 830000 | | 8200 | | ug/m3 | 1 | | TO3 | Total/NA |

## Client Sample ID: MW-43 — Lab Sample ID: 570-95060-3

| Analyte | Result | Qualifier | RL | | Unit | Dil Fac | D | Method | Prep Type |
|---|---|---|---|---|---|---|---|---|---|
| Benzene - DL | 10 | | 0.050 | | ppm v/v | 100 | | TO-15 | Total/NA |
| Toluene - DL | 0.55 | | 0.50 | | ppm v/v | 100 | | TO-15 | Total/NA |
| Ethylbenzene - DL | 0.50 | | 0.050 | | ppm v/v | 100 | | TO-15 | Total/NA |
| m,p-Xylene - DL | 1.3 | | 0.20 | | ppm v/v | 100 | | TO-15 | Total/NA |
| o-Xylene - DL | 0.29 | | 0.050 | | ppm v/v | 100 | | TO-15 | Total/NA |
| Xylenes, Total - DL | 1.6 | | 0.25 | | ppm v/v | 100 | | TO-15 | Total/NA |
| TPH (as Gasoline) | 34 | | 2.0 | | ppm v/v | 1 | | TO3 | Total/NA |

This Detection Summary does not include radiochemical test results.

# Detection Summary

Client: Calclean Inc
Project/Site: TRIPLE STOP CHEVRON

Job ID: 570-95060-1

## Client Sample ID: MW-43 (Continued) — Lab Sample ID: 570-95060-3

| Analyte | Result | Qualifier | RL | | Unit | Dil Fac | D | Method | Prep Type |
|---|---|---|---|---|---|---|---|---|---|
| Benzene - DL | 32000 | | 160 | | ug/m3 | 100 | | TO-15 | Total/NA |
| Toluene - DL | 2100 | | 1900 | | ug/m3 | 100 | | TO-15 | Total/NA |
| Ethylbenzene - DL | 2200 | | 220 | | ug/m3 | 100 | | TO-15 | Total/NA |
| m,p-Xylene - DL | 5600 | | 870 | | ug/m3 | 100 | | TO-15 | Total/NA |
| o-Xylene - DL | 1200 | | 220 | | ug/m3 | 100 | | TO-15 | Total/NA |
| Xylenes, Total - DL | 6900 | | 1100 | | ug/m3 | 100 | | TO-15 | Total/NA |
| TPH (as Gasoline) | 140000 | | 8200 | | ug/m3 | 1 | | TO3 | Total/NA |

## Client Sample ID: MW-44 — Lab Sample ID: 570-95060-4

| Analyte | Result | Qualifier | RL | | Unit | Dil Fac | D | Method | Prep Type |
|---|---|---|---|---|---|---|---|---|---|
| Benzene - DL | 8.5 | | 0.050 | | ppm v/v | 100 | | TO-15 | Total/NA |
| Toluene - DL | 0.67 | | 0.50 | | ppm v/v | 100 | | TO-15 | Total/NA |
| Ethylbenzene - DL | 0.63 | | 0.050 | | ppm v/v | 100 | | TO-15 | Total/NA |
| m,p-Xylene - DL | 2.1 | | 0.20 | | ppm v/v | 100 | | TO-15 | Total/NA |
| o-Xylene - DL | 0.56 | | 0.050 | | ppm v/v | 100 | | TO-15 | Total/NA |
| Xylenes, Total - DL | 2.7 | | 0.25 | | ppm v/v | 100 | | TO-15 | Total/NA |
| Ethanol - DL | 24 | | 5.0 | | ppm v/v | 100 | | TO-15 | Total/NA |
| TPH (as Gasoline) | 110 | | 2.0 | | ppm v/v | 1 | | TO3 | Total/NA |

| Analyte | Result | Qualifier | RL | | Unit | Dil Fac | D | Method | Prep Type |
|---|---|---|---|---|---|---|---|---|---|
| Benzene - DL | 27000 | | 160 | | ug/m3 | 100 | | TO-15 | Total/NA |
| Toluene - DL | 2500 | | 1900 | | ug/m3 | 100 | | TO-15 | Total/NA |
| Ethylbenzene - DL | 2700 | | 220 | | ug/m3 | 100 | | TO-15 | Total/NA |
| m,p-Xylene - DL | 9100 | | 870 | | ug/m3 | 100 | | TO-15 | Total/NA |
| o-Xylene - DL | 2400 | | 220 | | ug/m3 | 100 | | TO-15 | Total/NA |
| Xylenes, Total - DL | 12000 | | 1100 | | ug/m3 | 100 | | TO-15 | Total/NA |
| Ethanol - DL | 46000 | | 9400 | | ug/m3 | 100 | | TO-15 | Total/NA |
| TPH (as Gasoline) | 430000 | | 8200 | | ug/m3 | 1 | | TO3 | Total/NA |

## Client Sample ID: TOTAL INLET — Lab Sample ID: 570-95060-5

| Analyte | Result | Qualifier | RL | | Unit | Dil Fac | D | Method | Prep Type |
|---|---|---|---|---|---|---|---|---|---|
| Toluene | 0.53 | | 0.063 | | ppm v/v | 12.5 | | TO-15 | Total/NA |
| Ethylbenzene | 0.46 | | 0.0063 | | ppm v/v | 12.5 | | TO-15 | Total/NA |
| m,p-Xylene | 1.3 | | 0.025 | | ppm v/v | 12.5 | | TO-15 | Total/NA |
| o-Xylene | 0.33 | | 0.0063 | | ppm v/v | 12.5 | | TO-15 | Total/NA |
| Xylenes, Total | 1.6 | | 0.031 | | ppm v/v | 12.5 | | TO-15 | Total/NA |
| Benzene - DL | 14 | | 0.25 | | ppm v/v | 500 | | TO-15 | Total/NA |
| Ethanol - DL | 32 | | 6.3 | | ppm v/v | 125 | | TO-15 | Total/NA |
| TPH (as Gasoline) | 130 | | 2.0 | | ppm v/v | 1 | | TO3 | Total/NA |

| Analyte | Result | Qualifier | RL | | Unit | Dil Fac | D | Method | Prep Type |
|---|---|---|---|---|---|---|---|---|---|
| Toluene | 2000 | | 240 | | ug/m3 | 12.5 | | TO-15 | Total/NA |
| Ethylbenzene | 2000 | | 27 | | ug/m3 | 12.5 | | TO-15 | Total/NA |
| m,p-Xylene | 5800 | | 110 | | ug/m3 | 12.5 | | TO-15 | Total/NA |
| o-Xylene | 1400 | | 27 | | ug/m3 | 12.5 | | TO-15 | Total/NA |
| Xylenes, Total | 7100 | | 140 | | ug/m3 | 12.5 | | TO-15 | Total/NA |
| Benzene - DL | 45000 | | 800 | | ug/m3 | 500 | | TO-15 | Total/NA |
| Ethanol - DL | 59000 | | 12000 | | ug/m3 | 125 | | TO-15 | Total/NA |
| TPH (as Gasoline) | 550000 | | 8200 | | ug/m3 | 1 | | TO3 | Total/NA |

This Detection Summary does not include radiochemical test results.

# Detection Summary

Client: Calclean Inc
Project/Site: TRIPLE STOP CHEVRON

Job ID: 570-95060-1

## Client Sample ID: STACK

## Lab Sample ID: 570-95060-6

| Analyte | Result | Qualifier | RL | | Unit | Dil Fac | D | Method | Prep Type |
|---|---|---|---|---|---|---|---|---|---|
| Benzene | 0.0010 | | 0.00050 | | ppm v/v | 1 | | TO-15 | Total/NA |
| Toluene | 0.029 | | 0.0050 | | ppm v/v | 1 | | TO-15 | Total/NA |
| Ethylbenzene | 0.015 | | 0.00050 | | ppm v/v | 1 | | TO-15 | Total/NA |
| m,p-Xylene | 0.066 | | 0.0020 | | ppm v/v | 1 | | TO-15 | Total/NA |
| o-Xylene | 0.031 | | 0.00050 | | ppm v/v | 1 | | TO-15 | Total/NA |
| Xylenes, Total | 0.097 | | 0.0025 | | ppm v/v | 1 | | TO-15 | Total/NA |
| Ethanol | 0.12 | | 0.050 | | ppm v/v | 1 | | TO-15 | Total/NA |

| Analyte | Result | Qualifier | RL | | Unit | Dil Fac | D | Method | Prep Type |
|---|---|---|---|---|---|---|---|---|---|
| Benzene | 3.2 | | 1.6 | | ug/m3 | 1 | | TO-15 | Total/NA |
| Toluene | 110 | | 19 | | ug/m3 | 1 | | TO-15 | Total/NA |
| Ethylbenzene | 65 | | 2.2 | | ug/m3 | 1 | | TO-15 | Total/NA |
| m,p-Xylene | 290 | | 8.7 | | ug/m3 | 1 | | TO-15 | Total/NA |
| o-Xylene | 140 | | 2.2 | | ug/m3 | 1 | | TO-15 | Total/NA |
| Xylenes, Total | 420 | | 11 | | ug/m3 | 1 | | TO-15 | Total/NA |
| Ethanol | 220 | | 94 | | ug/m3 | 1 | | TO-15 | Total/NA |

This Detection Summary does not include radiochemical test results.

# Client Sample Results

Client: Calclean Inc
Project/Site: TRIPLE STOP CHEVRON

Job ID: 570-95060-1

## Method: TO-15 - Volatile Organic Compounds in Ambient Air

**Client Sample ID: MW-19**
**Date Collected: 05/02/22 13:10**
**Date Received: 05/05/22 14:52**
**Sample Container: Tedlar Bag 1L**

**Lab Sample ID: 570-95060-1**
**Matrix: Air**

| Analyte | Result | Qualifier | RL | Unit | D | Prepared | Analyzed | Dil Fac |
|---|---|---|---|---|---|---|---|---|
| Methyl-t-Butyl Ether (MTBE) | ND | | 0.0020 | ppm v/v | | | 05/05/22 23:03 | 1 |
| **tert-Butyl alcohol (TBA)** | **0.053** | | 0.0050 | ppm v/v | | | 05/05/22 23:03 | 1 |
| Di-isopropyl ether (DIPE) | ND | | 0.0020 | ppm v/v | | | 05/05/22 23:03 | 1 |
| Ethyl-t-butyl ether (ETBE) | ND | | 0.0020 | ppm v/v | | | 05/05/22 23:03 | 1 |
| Tert-amyl-methyl ether (TAME) | ND | | 0.0020 | ppm v/v | | | 05/05/22 23:03 | 1 |
| Ethanol | ND | | 0.050 | ppm v/v | | | 05/05/22 23:03 | 1 |

| Analyte | Result | Qualifier | RL | Unit | D | Prepared | Analyzed | Dil Fac |
|---|---|---|---|---|---|---|---|---|
| Methyl-t-Butyl Ether (MTBE) | ND | | 7.2 | ug/m3 | | | 05/05/22 23:03 | 1 |
| **tert-Butyl alcohol (TBA)** | **160** | | 15 | ug/m3 | | | 05/05/22 23:03 | 1 |
| Di-isopropyl ether (DIPE) | ND | | 8.4 | ug/m3 | | | 05/05/22 23:03 | 1 |
| Ethyl-t-butyl ether (ETBE) | ND | | 8.4 | ug/m3 | | | 05/05/22 23:03 | 1 |
| Tert-amyl-methyl ether (TAME) | ND | | 8.4 | ug/m3 | | | 05/05/22 23:03 | 1 |
| Ethanol | ND | | 94 | ug/m3 | | | 05/05/22 23:03 | 1 |

| *Surrogate* | *%Recovery* | *Qualifier* | *Limits* | *Prepared* | *Analyzed* | *Dil Fac* |
|---|---|---|---|---|---|---|
| *1,2-Dichloroethane-d4 (Surr)* | *119* | | *66 - 132* | | *05/05/22 23:03* | *1* |
| *4-Bromofluorobenzene (Surr)* | *138* | *S1+* | *70 - 130* | | *05/05/22 23:03* | *1* |
| *Toluene-d8 (Surr)* | *118* | | *70 - 130* | | *05/05/22 23:03* | *1* |

**Client Sample ID: MW-42**
**Date Collected: 05/02/22 13:30**
**Date Received: 05/05/22 14:52**
**Sample Container: Tedlar Bag 1L**

**Lab Sample ID: 570-95060-2**
**Matrix: Air**

| Analyte | Result | Qualifier | RL | Unit | D | Prepared | Analyzed | Dil Fac |
|---|---|---|---|---|---|---|---|---|
| **Toluene** | **0.85** | | 0.063 | ppm v/v | | | 05/05/22 23:36 | 12.5 |
| **Ethylbenzene** | **0.58** | | 0.0063 | ppm v/v | | | 05/05/22 23:36 | 12.5 |
| **m,p-Xylene** | **1.8** | | 0.025 | ppm v/v | | | 05/05/22 23:36 | 12.5 |
| **o-Xylene** | **0.54** | | 0.0063 | ppm v/v | | | 05/05/22 23:36 | 12.5 |
| **Xylenes, Total** | **2.3** | | 0.031 | ppm v/v | | | 05/05/22 23:36 | 12.5 |
| Methyl-t-Butyl Ether (MTBE) | ND | | 0.025 | ppm v/v | | | 05/05/22 23:36 | 12.5 |
| **tert-Butyl alcohol (TBA)** | **0.067** | | 0.063 | ppm v/v | | | 05/05/22 23:36 | 12.5 |
| Di-isopropyl ether (DIPE) | ND | | 0.025 | ppm v/v | | | 05/05/22 23:36 | 12.5 |
| Ethyl-t-butyl ether (ETBE) | ND | | 0.025 | ppm v/v | | | 05/05/22 23:36 | 12.5 |
| Tert-amyl-methyl ether (TAME) | ND | | 0.025 | ppm v/v | | | 05/05/22 23:36 | 12.5 |

| Analyte | Result | Qualifier | RL | Unit | D | Prepared | Analyzed | Dil Fac |
|---|---|---|---|---|---|---|---|---|
| **Toluene** | **3200** | | 240 | ug/m3 | | | 05/05/22 23:36 | 12.5 |
| **Ethylbenzene** | **2500** | | 27 | ug/m3 | | | 05/05/22 23:36 | 12.5 |
| **m,p-Xylene** | **8000** | | 110 | ug/m3 | | | 05/05/22 23:36 | 12.5 |
| **o-Xylene** | **2400** | | 27 | ug/m3 | | | 05/05/22 23:36 | 12.5 |
| **Xylenes, Total** | **10000** | | 140 | ug/m3 | | | 05/05/22 23:36 | 12.5 |
| Methyl-t-Butyl Ether (MTBE) | ND | | 90 | ug/m3 | | | 05/05/22 23:36 | 12.5 |
| **tert-Butyl alcohol (TBA)** | **200** | | 190 | ug/m3 | | | 05/05/22 23:36 | 12.5 |
| Di-isopropyl ether (DIPE) | ND | | 100 | ug/m3 | | | 05/05/22 23:36 | 12.5 |
| Ethyl-t-butyl ether (ETBE) | ND | | 100 | ug/m3 | | | 05/05/22 23:36 | 12.5 |
| Tert-amyl-methyl ether (TAME) | ND | | 100 | ug/m3 | | | 05/05/22 23:36 | 12.5 |

| *Surrogate* | *%Recovery* | *Qualifier* | *Limits* | *Prepared* | *Analyzed* | *Dil Fac* |
|---|---|---|---|---|---|---|
| *1,2-Dichloroethane-d4 (Surr)* | *101* | | *66 - 132* | | *05/05/22 23:36* | *12.5* |
| *4-Bromofluorobenzene (Surr)* | *110* | | *70 - 130* | | *05/05/22 23:36* | *12.5* |

## Method: TO-15 - Volatile Organic Compounds in Ambient Air (Continued)

**Client Sample ID: MW-42**
**Date Collected: 05/02/22 13:30**
**Date Received: 05/05/22 14:52**
**Sample Container: Tedlar Bag 1L**

**Lab Sample ID: 570-95060-2**
**Matrix: Air**

| *Surrogate* | *%Recovery* | *Qualifier* | *Limits* | *Prepared* | *Analyzed* | *Dil Fac* |
|---|---|---|---|---|---|---|
| *Toluene-d8 (Surr)* | *93* | | *70 - 130* | | *05/05/22 23:36* | *12.5* |

**Client Sample ID: MW-43**
**Date Collected: 05/02/22 13:55**
**Date Received: 05/05/22 14:52**
**Sample Container: Tedlar Bag 1L**

**Lab Sample ID: 570-95060-3**
**Matrix: Air**

| Analyte | Result | Qualifier | RL | Unit | D | Prepared | Analyzed | Dil Fac |
|---|---|---|---|---|---|---|---|---|
| Methyl-t-Butyl Ether (MTBE) | ND | | 0.0063 | ppm v/v | | | 05/05/22 22:55 | 3.125 |
| tert-Butyl alcohol (TBA) | ND | | 0.016 | ppm v/v | | | 05/05/22 22:55 | 3.125 |
| Di-isopropyl ether (DIPE) | ND | | 0.0063 | ppm v/v | | | 05/05/22 22:55 | 3.125 |
| Ethyl-t-butyl ether (ETBE) | ND | | 0.0063 | ppm v/v | | | 05/05/22 22:55 | 3.125 |
| Tert-amyl-methyl ether (TAME) | ND | | 0.0063 | ppm v/v | | | 05/05/22 22:55 | 3.125 |
| Ethanol | ND | | 0.16 | ppm v/v | | | 05/05/22 22:55 | 3.125 |

| Analyte | Result | Qualifier | RL | Unit | D | Prepared | Analyzed | Dil Fac |
|---|---|---|---|---|---|---|---|---|
| Methyl-t-Butyl Ether (MTBE) | ND | | 23 | ug/m3 | | | 05/05/22 22:55 | 3.125 |
| tert-Butyl alcohol (TBA) | ND | | 47 | ug/m3 | | | 05/05/22 22:55 | 3.125 |
| Di-isopropyl ether (DIPE) | ND | | 26 | ug/m3 | | | 05/05/22 22:55 | 3.125 |
| Ethyl-t-butyl ether (ETBE) | ND | | 26 | ug/m3 | | | 05/05/22 22:55 | 3.125 |
| Tert-amyl-methyl ether (TAME) | ND | | 26 | ug/m3 | | | 05/05/22 22:55 | 3.125 |
| Ethanol | ND | | 290 | ug/m3 | | | 05/05/22 22:55 | 3.125 |

| *Surrogate* | *%Recovery* | *Qualifier* | *Limits* | *Prepared* | *Analyzed* | *Dil Fac* |
|---|---|---|---|---|---|---|
| *1,2-Dichloroethane-d4 (Surr)* | *101* | | *66 - 132* | | *05/05/22 22:55* | *3.125* |
| *4-Bromofluorobenzene (Surr)* | *109* | | *70 - 130* | | *05/05/22 22:55* | *3.125* |
| *Toluene-d8 (Surr)* | *111* | | *70 - 130* | | *05/05/22 22:55* | *3.125* |

**Client Sample ID: MW-44**
**Date Collected: 05/02/22 14:15**
**Date Received: 05/05/22 14:52**
**Sample Container: Tedlar Bag 1L**

**Lab Sample ID: 570-95060-4**
**Matrix: Air**

| Analyte | Result | Qualifier | RL | Unit | D | Prepared | Analyzed | Dil Fac |
|---|---|---|---|---|---|---|---|---|
| Methyl-t-Butyl Ether (MTBE) | ND | | 0.013 | ppm v/v | | | 05/05/22 22:14 | 6.25 |
| tert-Butyl alcohol (TBA) | ND | | 0.031 | ppm v/v | | | 05/05/22 22:14 | 6.25 |
| Di-isopropyl ether (DIPE) | ND | | 0.013 | ppm v/v | | | 05/05/22 22:14 | 6.25 |
| Ethyl-t-butyl ether (ETBE) | ND | | 0.013 | ppm v/v | | | 05/05/22 22:14 | 6.25 |
| Tert-amyl-methyl ether (TAME) | ND | | 0.013 | ppm v/v | | | 05/05/22 22:14 | 6.25 |

| Analyte | Result | Qualifier | RL | Unit | D | Prepared | Analyzed | Dil Fac |
|---|---|---|---|---|---|---|---|---|
| Methyl-t-Butyl Ether (MTBE) | ND | | 45 | ug/m3 | | | 05/05/22 22:14 | 6.25 |
| tert-Butyl alcohol (TBA) | ND | | 95 | ug/m3 | | | 05/05/22 22:14 | 6.25 |
| Di-isopropyl ether (DIPE) | ND | | 52 | ug/m3 | | | 05/05/22 22:14 | 6.25 |
| Ethyl-t-butyl ether (ETBE) | ND | | 52 | ug/m3 | | | 05/05/22 22:14 | 6.25 |
| Tert-amyl-methyl ether (TAME) | ND | | 52 | ug/m3 | | | 05/05/22 22:14 | 6.25 |

| *Surrogate* | *%Recovery* | *Qualifier* | *Limits* | *Prepared* | *Analyzed* | *Dil Fac* |
|---|---|---|---|---|---|---|
| *1,2-Dichloroethane-d4 (Surr)* | *103* | | *66 - 132* | | *05/05/22 22:14* | *6.25* |
| *4-Bromofluorobenzene (Surr)* | *111* | | *70 - 130* | | *05/05/22 22:14* | *6.25* |
| *Toluene-d8 (Surr)* | *89* | | *70 - 130* | | *05/05/22 22:14* | *6.25* |

# Client Sample Results

Client: Calclean Inc
Project/Site: TRIPLE STOP CHEVRON

Job ID: 570-95060-1

## Method: TO-15 - Volatile Organic Compounds in Ambient Air

**Client Sample ID: TOTAL INLET**
**Date Collected: 05/02/22 14:30**
**Date Received: 05/05/22 14:52**
**Sample Container: Tedlar Bag 1L**

**Lab Sample ID: 570-95060-5**
**Matrix: Air**

| Analyte | Result | Qualifier | RL | Unit | D | Prepared | Analyzed | Dil Fac |
|---|---|---|---|---|---|---|---|---|
| **Toluene** | **0.53** | | 0.063 | ppm v/v | | | 05/05/22 22:48 | 12.5 |
| **Ethylbenzene** | **0.46** | | 0.0063 | ppm v/v | | | 05/05/22 22:48 | 12.5 |
| **m,p-Xylene** | **1.3** | | 0.025 | ppm v/v | | | 05/05/22 22:48 | 12.5 |
| **o-Xylene** | **0.33** | | 0.0063 | ppm v/v | | | 05/05/22 22:48 | 12.5 |
| **Xylenes, Total** | **1.6** | | 0.031 | ppm v/v | | | 05/05/22 22:48 | 12.5 |
| Methyl-t-Butyl Ether (MTBE) | ND | | 0.025 | ppm v/v | | | 05/05/22 22:48 | 12.5 |
| tert-Butyl alcohol (TBA) | ND | | 0.063 | ppm v/v | | | 05/05/22 22:48 | 12.5 |
| Di-isopropyl ether (DIPE) | ND | | 0.025 | ppm v/v | | | 05/05/22 22:48 | 12.5 |
| Ethyl-t-butyl ether (ETBE) | ND | | 0.025 | ppm v/v | | | 05/05/22 22:48 | 12.5 |
| Tert-amyl-methyl ether (TAME) | ND | | 0.025 | ppm v/v | | | 05/05/22 22:48 | 12.5 |

| Analyte | Result | Qualifier | RL | Unit | D | Prepared | Analyzed | Dil Fac |
|---|---|---|---|---|---|---|---|---|
| **Toluene** | **2000** | | 240 | ug/m3 | | | 05/05/22 22:48 | 12.5 |
| **Ethylbenzene** | **2000** | | 27 | ug/m3 | | | 05/05/22 22:48 | 12.5 |
| **m,p-Xylene** | **5800** | | 110 | ug/m3 | | | 05/05/22 22:48 | 12.5 |
| **o-Xylene** | **1400** | | 27 | ug/m3 | | | 05/05/22 22:48 | 12.5 |
| **Xylenes, Total** | **7100** | | 140 | ug/m3 | | | 05/05/22 22:48 | 12.5 |
| Methyl-t-Butyl Ether (MTBE) | ND | | 90 | ug/m3 | | | 05/05/22 22:48 | 12.5 |
| tert-Butyl alcohol (TBA) | ND | | 190 | ug/m3 | | | 05/05/22 22:48 | 12.5 |
| Di-isopropyl ether (DIPE) | ND | | 100 | ug/m3 | | | 05/05/22 22:48 | 12.5 |
| Ethyl-t-butyl ether (ETBE) | ND | | 100 | ug/m3 | | | 05/05/22 22:48 | 12.5 |
| Tert-amyl-methyl ether (TAME) | ND | | 100 | ug/m3 | | | 05/05/22 22:48 | 12.5 |

| *Surrogate* | *%Recovery* | *Qualifier* | *Limits* | *Prepared* | *Analyzed* | *Dil Fac* |
|---|---|---|---|---|---|---|
| *1,2-Dichloroethane-d4 (Surr)* | *100* | | *66 - 132* | | *05/05/22 22:48* | *12.5* |
| *4-Bromofluorobenzene (Surr)* | *104* | | *70 - 130* | | *05/05/22 22:48* | *12.5* |
| *Toluene-d8 (Surr)* | *95* | | *70 - 130* | | *05/05/22 22:48* | *12.5* |

**Client Sample ID: STACK**
**Date Collected: 05/02/22 14:50**
**Date Received: 05/05/22 14:52**
**Sample Container: Tedlar Bag 1L**

**Lab Sample ID: 570-95060-6**
**Matrix: Air**

| Analyte | Result | Qualifier | RL | Unit | D | Prepared | Analyzed | Dil Fac |
|---|---|---|---|---|---|---|---|---|
| **Benzene** | **0.0010** | | 0.00050 | ppm v/v | | | 05/05/22 22:06 | 1 |
| **Toluene** | **0.029** | | 0.0050 | ppm v/v | | | 05/05/22 22:06 | 1 |
| **Ethylbenzene** | **0.015** | | 0.00050 | ppm v/v | | | 05/05/22 22:06 | 1 |
| **m,p-Xylene** | **0.066** | | 0.0020 | ppm v/v | | | 05/05/22 22:06 | 1 |
| **o-Xylene** | **0.031** | | 0.00050 | ppm v/v | | | 05/05/22 22:06 | 1 |
| **Xylenes, Total** | **0.097** | | 0.0025 | ppm v/v | | | 05/05/22 22:06 | 1 |
| Methyl-t-Butyl Ether (MTBE) | ND | | 0.0020 | ppm v/v | | | 05/05/22 22:06 | 1 |
| tert-Butyl alcohol (TBA) | ND | | 0.0050 | ppm v/v | | | 05/05/22 22:06 | 1 |
| Di-isopropyl ether (DIPE) | ND | | 0.0020 | ppm v/v | | | 05/05/22 22:06 | 1 |
| Ethyl-t-butyl ether (ETBE) | ND | | 0.0020 | ppm v/v | | | 05/05/22 22:06 | 1 |
| Tert-amyl-methyl ether (TAME) | ND | | 0.0020 | ppm v/v | | | 05/05/22 22:06 | 1 |
| **Ethanol** | **0.12** | | 0.050 | ppm v/v | | | 05/05/22 22:06 | 1 |

| Analyte | Result | Qualifier | RL | Unit | D | Prepared | Analyzed | Dil Fac |
|---|---|---|---|---|---|---|---|---|
| **Benzene** | **3.2** | | 1.6 | ug/m3 | | | 05/05/22 22:06 | 1 |
| **Toluene** | **110** | | 19 | ug/m3 | | | 05/05/22 22:06 | 1 |
| **Ethylbenzene** | **65** | | 2.2 | ug/m3 | | | 05/05/22 22:06 | 1 |

# Client Sample Results

Client: Calclean Inc
Project/Site: TRIPLE STOP CHEVRON

Job ID: 570-95060-1

## Method: TO-15 - Volatile Organic Compounds in Ambient Air (Continued)

**Client Sample ID: STACK**
**Date Collected: 05/02/22 14:50**
**Date Received: 05/05/22 14:52**
**Sample Container: Tedlar Bag 1L**

**Lab Sample ID: 570-95060-6**
**Matrix: Air**

| Analyte | Result | Qualifier | RL | | Unit | D | Prepared | Analyzed | Dil Fac |
|---|---|---|---|---|---|---|---|---|---|
| **m,p-Xylene** | **290** | | 8.7 | | ug/m3 | | | 05/05/22 22:06 | 1 |
| **o-Xylene** | **140** | | 2.2 | | ug/m3 | | | 05/05/22 22:06 | 1 |
| **Xylenes, Total** | **420** | | 11 | | ug/m3 | | | 05/05/22 22:06 | 1 |
| Methyl-t-Butyl Ether (MTBE) | ND | | 7.2 | | ug/m3 | | | 05/05/22 22:06 | 1 |
| tert-Butyl alcohol (TBA) | ND | | 15 | | ug/m3 | | | 05/05/22 22:06 | 1 |
| Di-isopropyl ether (DIPE) | ND | | 8.4 | | ug/m3 | | | 05/05/22 22:06 | 1 |
| Ethyl-t-butyl ether (ETBE) | ND | | 8.4 | | ug/m3 | | | 05/05/22 22:06 | 1 |
| Tert-amyl-methyl ether (TAME) | ND | | 8.4 | | ug/m3 | | | 05/05/22 22:06 | 1 |
| **Ethanol** | **220** | | 94 | | ug/m3 | | | 05/05/22 22:06 | 1 |

| *Surrogate* | *%Recovery* | *Qualifier* | *Limits* | *Prepared* | *Analyzed* | *Dil Fac* |
|---|---|---|---|---|---|---|
| *1,2-Dichloroethane-d4 (Surr)* | *100* | | *66 - 132* | | *05/05/22 22:06* | *1* |
| *4-Bromofluorobenzene (Surr)* | *103* | | *70 - 130* | | *05/05/22 22:06* | *1* |
| *Toluene-d8 (Surr)* | *100* | | *70 - 130* | | *05/05/22 22:06* | *1* |

## Method: TO-15 - Volatile Organic Compounds in Ambient Air - DL

**Client Sample ID: MW-19** — **Lab Sample ID: 570-95060-1**
**Date Collected: 05/02/22 13:10** — **Matrix: Air**
**Date Received: 05/05/22 14:52**
**Sample Container: Tedlar Bag 1L**

| Analyte | Result | Qualifier | RL | | Unit | D | Prepared | Analyzed | Dil Fac |
|---|---|---|---|---|---|---|---|---|---|
| Benzene | 2.8 | | 0.063 | | ppm v/v | | | 05/07/22 05:13 | 125 |
| Toluene | 0.25 | | 0.063 | | ppm v/v | | | 05/06/22 01:00 | 12.5 |
| Ethylbenzene | 0.14 | | 0.0063 | | ppm v/v | | | 05/06/22 01:00 | 12.5 |
| m,p-Xylene | 0.43 | | 0.025 | | ppm v/v | | | 05/06/22 01:00 | 12.5 |
| o-Xylene | 0.11 | | 0.0063 | | ppm v/v | | | 05/06/22 01:00 | 12.5 |
| Xylenes, Total | 0.54 | | 0.031 | | ppm v/v | | | 05/06/22 01:00 | 12.5 |

| Analyte | Result | Qualifier | RL | | Unit | D | Prepared | Analyzed | Dil Fac |
|---|---|---|---|---|---|---|---|---|---|
| Benzene | 8900 | | 200 | | ug/m3 | | | 05/07/22 05:13 | 125 |
| Toluene | 960 | | 240 | | ug/m3 | | | 05/06/22 01:00 | 12.5 |
| Ethylbenzene | 590 | | 27 | | ug/m3 | | | 05/06/22 01:00 | 12.5 |
| m,p-Xylene | 1900 | | 110 | | ug/m3 | | | 05/06/22 01:00 | 12.5 |
| o-Xylene | 470 | | 27 | | ug/m3 | | | 05/06/22 01:00 | 12.5 |
| Xylenes, Total | 2300 | | 140 | | ug/m3 | | | 05/06/22 01:00 | 12.5 |

| *Surrogate* | *%Recovery* | *Qualifier* | *Limits* | | *Prepared* | *Analyzed* | *Dil Fac* |
|---|---|---|---|---|---|---|---|
| *1,2-Dichloroethane-d4 (Surr)* | *122* | | *66 - 132* | | | *05/06/22 01:00* | *12.5* |
| *1,2-Dichloroethane-d4 (Surr)* | *101* | | *66 - 132* | | | *05/07/22 05:13* | *125* |
| *4-Bromofluorobenzene (Surr)* | *122* | | *70 - 130* | | | *05/06/22 01:00* | *12.5* |
| *4-Bromofluorobenzene (Surr)* | *95* | | *70 - 130* | | | *05/07/22 05:13* | *125* |
| *Toluene-d8 (Surr)* | *108* | | *70 - 130* | | | *05/06/22 01:00* | *12.5* |
| *Toluene-d8 (Surr)* | *99* | | *70 - 130* | | | *05/07/22 05:13* | *125* |

**Client Sample ID: MW-42** — **Lab Sample ID: 570-95060-2**
**Date Collected: 05/02/22 13:30** — **Matrix: Air**
**Date Received: 05/05/22 14:52**
**Sample Container: Tedlar Bag 1L**

| Analyte | Result | Qualifier | RL | | Unit | D | Prepared | Analyzed | Dil Fac |
|---|---|---|---|---|---|---|---|---|---|
| Benzene | 26 | | 0.31 | | ppm v/v | | | 05/07/22 05:54 | 625 |
| Ethanol | 25 | | 13 | | ppm v/v | | | 05/06/22 00:21 | 250 |

| Analyte | Result | Qualifier | RL | | Unit | D | Prepared | Analyzed | Dil Fac |
|---|---|---|---|---|---|---|---|---|---|
| Benzene | 84000 | | 1000 | | ug/m3 | | | 05/07/22 05:54 | 625 |
| Ethanol | 47000 | | 24000 | | ug/m3 | | | 05/06/22 00:21 | 250 |

| *Surrogate* | *%Recovery* | *Qualifier* | *Limits* | | *Prepared* | *Analyzed* | *Dil Fac* |
|---|---|---|---|---|---|---|---|
| *1,2-Dichloroethane-d4 (Surr)* | *123* | | *66 - 132* | | | *05/06/22 00:21* | *250* |
| *1,2-Dichloroethane-d4 (Surr)* | *103* | | *66 - 132* | | | *05/07/22 05:54* | *625* |
| *4-Bromofluorobenzene (Surr)* | *122* | | *70 - 130* | | | *05/06/22 00:21* | *250* |
| *4-Bromofluorobenzene (Surr)* | *92* | | *70 - 130* | | | *05/07/22 05:54* | *625* |
| *Toluene-d8 (Surr)* | *108* | | *70 - 130* | | | *05/06/22 00:21* | *250* |
| *Toluene-d8 (Surr)* | *97* | | *70 - 130* | | | *05/07/22 05:54* | *625* |

**Client Sample ID: MW-43** — **Lab Sample ID: 570-95060-3**
**Date Collected: 05/02/22 13:55** — **Matrix: Air**
**Date Received: 05/05/22 14:52**
**Sample Container: Tedlar Bag 1L**

| Analyte | Result | Qualifier | RL | | Unit | D | Prepared | Analyzed | Dil Fac |
|---|---|---|---|---|---|---|---|---|---|
| Benzene | 10 | | 0.050 | | ppm v/v | | | 05/06/22 00:22 | 100 |
| Toluene | 0.55 | | 0.50 | | ppm v/v | | | 05/06/22 00:22 | 100 |
| Ethylbenzene | 0.50 | | 0.050 | | ppm v/v | | | 05/06/22 00:22 | 100 |

## Method: TO-15 - Volatile Organic Compounds in Ambient Air - DL (Continued)

**Client Sample ID: MW-43** — **Lab Sample ID: 570-95060-3**
**Date Collected: 05/02/22 13:55** — **Matrix: Air**
**Date Received: 05/05/22 14:52**
**Sample Container: Tedlar Bag 1L**

| Analyte | Result | Qualifier | RL | Unit | D | Prepared | Analyzed | Dil Fac |
|---|---|---|---|---|---|---|---|---|
| m,p-Xylene | 1.3 | | 0.20 | ppm v/v | | | 05/06/22 00:22 | 100 |
| o-Xylene | 0.29 | | 0.050 | ppm v/v | | | 05/06/22 00:22 | 100 |
| Xylenes, Total | 1.6 | | 0.25 | ppm v/v | | | 05/06/22 00:22 | 100 |

| Analyte | Result | Qualifier | RL | Unit | D | Prepared | Analyzed | Dil Fac |
|---|---|---|---|---|---|---|---|---|
| Benzene | 32000 | | 160 | ug/m3 | | | 05/06/22 00:22 | 100 |
| Toluene | 2100 | | 1900 | ug/m3 | | | 05/06/22 00:22 | 100 |
| Ethylbenzene | 2200 | | 220 | ug/m3 | | | 05/06/22 00:22 | 100 |
| m,p-Xylene | 5600 | | 870 | ug/m3 | | | 05/06/22 00:22 | 100 |
| o-Xylene | 1200 | | 220 | ug/m3 | | | 05/06/22 00:22 | 100 |
| Xylenes, Total | 6900 | | 1100 | ug/m3 | | | 05/06/22 00:22 | 100 |

| *Surrogate* | *%Recovery* | *Qualifier* | *Limits* | *Prepared* | *Analyzed* | *Dil Fac* |
|---|---|---|---|---|---|---|
| *1,2-Dichloroethane-d4 (Surr)* | *105* | | *66 - 132* | | *05/06/22 00:22* | *100* |
| *4-Bromofluorobenzene (Surr)* | *113* | | *70 - 130* | | *05/06/22 00:22* | *100* |
| *Toluene-d8 (Surr)* | *117* | | *70 - 130* | | *05/06/22 00:22* | *100* |

**Client Sample ID: MW-44** — **Lab Sample ID: 570-95060-4**
**Date Collected: 05/02/22 14:15** — **Matrix: Air**
**Date Received: 05/05/22 14:52**
**Sample Container: Tedlar Bag 1L**

| Analyte | Result | Qualifier | RL | Unit | D | Prepared | Analyzed | Dil Fac |
|---|---|---|---|---|---|---|---|---|
| Benzene | 8.5 | | 0.050 | ppm v/v | | | 05/05/22 23:36 | 100 |
| Toluene | 0.67 | | 0.50 | ppm v/v | | | 05/05/22 23:36 | 100 |
| Ethylbenzene | 0.63 | | 0.050 | ppm v/v | | | 05/05/22 23:36 | 100 |
| m,p-Xylene | 2.1 | | 0.20 | ppm v/v | | | 05/05/22 23:36 | 100 |
| o-Xylene | 0.56 | | 0.050 | ppm v/v | | | 05/05/22 23:36 | 100 |
| Xylenes, Total | 2.7 | | 0.25 | ppm v/v | | | 05/05/22 23:36 | 100 |
| Ethanol | 24 | | 5.0 | ppm v/v | | | 05/05/22 23:36 | 100 |

| Analyte | Result | Qualifier | RL | Unit | D | Prepared | Analyzed | Dil Fac |
|---|---|---|---|---|---|---|---|---|
| Benzene | 27000 | | 160 | ug/m3 | | | 05/05/22 23:36 | 100 |
| Toluene | 2500 | | 1900 | ug/m3 | | | 05/05/22 23:36 | 100 |
| Ethylbenzene | 2700 | | 220 | ug/m3 | | | 05/05/22 23:36 | 100 |
| m,p-Xylene | 9100 | | 870 | ug/m3 | | | 05/05/22 23:36 | 100 |
| o-Xylene | 2400 | | 220 | ug/m3 | | | 05/05/22 23:36 | 100 |
| Xylenes, Total | 12000 | | 1100 | ug/m3 | | | 05/05/22 23:36 | 100 |
| Ethanol | 46000 | | 9400 | ug/m3 | | | 05/05/22 23:36 | 100 |

| *Surrogate* | *%Recovery* | *Qualifier* | *Limits* | *Prepared* | *Analyzed* | *Dil Fac* |
|---|---|---|---|---|---|---|
| *1,2-Dichloroethane-d4 (Surr)* | *99* | | *66 - 132* | | *05/05/22 23:36* | *100* |
| *4-Bromofluorobenzene (Surr)* | *104* | | *70 - 130* | | *05/05/22 23:36* | *100* |
| *Toluene-d8 (Surr)* | *100* | | *70 - 130* | | *05/05/22 23:36* | *100* |

**Client Sample ID: TOTAL INLET** — **Lab Sample ID: 570-95060-5**
**Date Collected: 05/02/22 14:30** — **Matrix: Air**
**Date Received: 05/05/22 14:52**
**Sample Container: Tedlar Bag 1L**

| Analyte | Result | Qualifier | RL | Unit | D | Prepared | Analyzed | Dil Fac |
|---|---|---|---|---|---|---|---|---|
| Benzene | 14 | | 0.25 | ppm v/v | | | 05/06/22 19:50 | 500 |
| Ethanol | 32 | | 6.3 | ppm v/v | | | 05/05/22 23:42 | 125 |

## Method: TO-15 - Volatile Organic Compounds in Ambient Air - DL (Continued)

| Analyte | Result | Qualifier | RL | | Unit | D | Prepared | Analyzed | Dil Fac |
|---|---|---|---|---|---|---|---|---|---|
| **Benzene** | **45000** | | 800 | | ug/m3 | | | 05/06/22 19:50 | 500 |
| **Ethanol** | **59000** | | 12000 | | ug/m3 | | | 05/05/22 23:42 | 125 |

| *Surrogate* | *%Recovery* | *Qualifier* | *Limits* | *Prepared* | *Analyzed* | *Dil Fac* |
|---|---|---|---|---|---|---|
| *1,2-Dichloroethane-d4 (Surr)* | *120* | | *66 - 132* | | *05/05/22 23:42* | *125* |
| *1,2-Dichloroethane-d4 (Surr)* | *104* | | *66 - 132* | | *05/06/22 19:50* | *500* |
| *4-Bromofluorobenzene (Surr)* | *113* | | *70 - 130* | | *05/05/22 23:42* | *125* |
| *4-Bromofluorobenzene (Surr)* | *104* | | *70 - 130* | | *05/06/22 19:50* | *500* |
| *Toluene-d8 (Surr)* | *122* | | *70 - 130* | | *05/05/22 23:42* | *125* |
| *Toluene-d8 (Surr)* | *100* | | *70 - 130* | | *05/06/22 19:50* | *500* |

# Client Sample Results

Client: Calclean Inc
Project/Site: TRIPLE STOP CHEVRON

Job ID: 570-95060-1

## Method: TO3 - Volatile Organic Compounds in Ambient Air, Cryogenic Pre-Conc Techniques (GC)

**Client Sample ID: MW-19** — **Lab Sample ID: 570-95060-1**
**Date Collected: 05/02/22 13:10** — **Matrix: Air**
**Date Received: 05/05/22 14:52**
**Sample Container: Tedlar Bag 1L**

| Analyte | Result | Qualifier | RL | Unit | D | Prepared | Analyzed | Dil Fac |
|---|---|---|---|---|---|---|---|---|
| TPH (as Gasoline) | 41 | | 2.0 | ppm v/v | | | 05/05/22 23:50 | 1 |

| Analyte | Result | Qualifier | RL | Unit | D | Prepared | Analyzed | Dil Fac |
|---|---|---|---|---|---|---|---|---|
| TPH (as Gasoline) | 170000 | | 8200 | ug/m3 | | | 05/05/22 23:50 | 1 |

**Client Sample ID: MW-42** — **Lab Sample ID: 570-95060-2**
**Date Collected: 05/02/22 13:30** — **Matrix: Air**
**Date Received: 05/05/22 14:52**
**Sample Container: Tedlar Bag 1L**

| Analyte | Result | Qualifier | RL | Unit | D | Prepared | Analyzed | Dil Fac |
|---|---|---|---|---|---|---|---|---|
| TPH (as Gasoline) | 200 | | 2.0 | ppm v/v | | | 05/05/22 23:41 | 1 |

| Analyte | Result | Qualifier | RL | Unit | D | Prepared | Analyzed | Dil Fac |
|---|---|---|---|---|---|---|---|---|
| TPH (as Gasoline) | 830000 | | 8200 | ug/m3 | | | 05/05/22 23:41 | 1 |

**Client Sample ID: MW-43** — **Lab Sample ID: 570-95060-3**
**Date Collected: 05/02/22 13:55** — **Matrix: Air**
**Date Received: 05/05/22 14:52**
**Sample Container: Tedlar Bag 1L**

| Analyte | Result | Qualifier | RL | Unit | D | Prepared | Analyzed | Dil Fac |
|---|---|---|---|---|---|---|---|---|
| TPH (as Gasoline) | 34 | | 2.0 | ppm v/v | | | 05/05/22 23:31 | 1 |

| Analyte | Result | Qualifier | RL | Unit | D | Prepared | Analyzed | Dil Fac |
|---|---|---|---|---|---|---|---|---|
| TPH (as Gasoline) | 140000 | | 8200 | ug/m3 | | | 05/05/22 23:31 | 1 |

**Client Sample ID: MW-44** — **Lab Sample ID: 570-95060-4**
**Date Collected: 05/02/22 14:15** — **Matrix: Air**
**Date Received: 05/05/22 14:52**
**Sample Container: Tedlar Bag 1L**

| Analyte | Result | Qualifier | RL | Unit | D | Prepared | Analyzed | Dil Fac |
|---|---|---|---|---|---|---|---|---|
| TPH (as Gasoline) | 110 | | 2.0 | ppm v/v | | | 05/05/22 23:20 | 1 |

| Analyte | Result | Qualifier | RL | Unit | D | Prepared | Analyzed | Dil Fac |
|---|---|---|---|---|---|---|---|---|
| TPH (as Gasoline) | 430000 | | 8200 | ug/m3 | | | 05/05/22 23:20 | 1 |

**Client Sample ID: TOTAL INLET** — **Lab Sample ID: 570-95060-5**
**Date Collected: 05/02/22 14:30** — **Matrix: Air**
**Date Received: 05/05/22 14:52**
**Sample Container: Tedlar Bag 1L**

| Analyte | Result | Qualifier | RL | Unit | D | Prepared | Analyzed | Dil Fac |
|---|---|---|---|---|---|---|---|---|
| TPH (as Gasoline) | 130 | | 2.0 | ppm v/v | | | 05/05/22 23:11 | 1 |

| Analyte | Result | Qualifier | RL | Unit | D | Prepared | Analyzed | Dil Fac |
|---|---|---|---|---|---|---|---|---|
| TPH (as Gasoline) | 550000 | | 8200 | ug/m3 | | | 05/05/22 23:11 | 1 |

**Client Sample ID: STACK** — **Lab Sample ID: 570-95060-6**
**Date Collected: 05/02/22 14:50** — **Matrix: Air**
**Date Received: 05/05/22 14:52**
**Sample Container: Tedlar Bag 1L**

| Analyte | Result | Qualifier | RL | Unit | D | Prepared | Analyzed | Dil Fac |
|---|---|---|---|---|---|---|---|---|
| TPH (as Gasoline) | ND | | 2.0 | ppm v/v | | | 05/05/22 20:14 | 1 |

| Analyte | Result | Qualifier | RL | Unit | D | Prepared | Analyzed | Dil Fac |
|---|---|---|---|---|---|---|---|---|
| TPH (as Gasoline) | ND | | 8200 | ug/m3 | | | 05/05/22 20:14 | 1 |

# Surrogate Summary

Client: Calclean Inc
Project/Site: TRIPLE STOP CHEVRON

Job ID: 570-95060-1

## Method: TO-15 - Volatile Organic Compounds in Ambient Air

**Matrix: Air** **Prep Type: Total/NA**

| | | Percent Surrogate Recovery (Acceptance Limits) | | |
|---|---|---|---|---|
| | | DCA | BFB | TOL |
| Lab Sample ID | Client Sample ID | (66-132) | (70-130) | (70-130) |
| 570-95060-1 - DL | MW-19 | 122 | 122 | 108 |
| 570-95060-1 | MW-19 | 119 | 138 S1+ | 118 |
| 570-95060-1 - DL | MW-19 | 101 | 95 | 99 |
| 570-95060-2 | MW-42 | 101 | 110 | 93 |
| 570-95060-2 - DL | MW-42 | 123 | 122 | 108 |
| 570-95060-2 - DL | MW-42 | 103 | 92 | 97 |
| 570-95060-3 | MW-43 | 101 | 109 | 111 |
| 570-95060-3 - DL | MW-43 | 105 | 113 | 117 |
| 570-95060-4 - DL | MW-44 | 99 | 104 | 100 |
| 570-95060-4 | MW-44 | 103 | 111 | 89 |
| 570-95060-5 | TOTAL INLET | 100 | 104 | 95 |
| 570-95060-5 - DL | TOTAL INLET | 120 | 113 | 122 |
| 570-95060-5 - DL | TOTAL INLET | 104 | 104 | 100 |
| 570-95060-6 | STACK | 100 | 103 | 100 |
| LCS 570-231942/3 | Lab Control Sample | 102 | 103 | 97 |
| LCS 570-231944/4 | Lab Control Sample | 104 | 102 | 101 |
| LCS 570-231946/5 | Lab Control Sample | 105 | 100 | 102 |
| LCS 570-232159/3 | Lab Control Sample | 120 | 119 | 104 |
| LCS 570-232285/3 | Lab Control Sample | 102 | 101 | 97 |
| LCS 570-232289/4 | Lab Control Sample | 101 | 91 | 99 |
| LCSD 570-231942/4 | Lab Control Sample Dup | 104 | 102 | 97 |
| LCSD 570-231944/5 | Lab Control Sample Dup | 103 | 102 | 101 |
| LCSD 570-231946/7 | Lab Control Sample Dup | 103 | 101 | 101 |
| LCSD 570-232159/4 | Lab Control Sample Dup | 120 | 120 | 104 |
| LCSD 570-232285/4 | Lab Control Sample Dup | 100 | 103 | 98 |
| LCSD 570-232289/5 | Lab Control Sample Dup | 100 | 89 | 99 |
| MB 570-231942/6 | Method Blank | 104 | 102 | 98 |
| MB 570-231944/8 | Method Blank | 106 | 105 | 98 |
| MB 570-231946/9 | Method Blank | 106 | 103 | 101 |
| MB 570-232159/6 | Method Blank | 127 | 127 | 104 |
| MB 570-232285/6 | Method Blank | 104 | 104 | 98 |
| MB 570-232289/7 | Method Blank | 101 | 93 | 99 |

**Surrogate Legend**

DCA = 1,2-Dichloroethane-d4 (Surr)
BFB = 4-Bromofluorobenzene (Surr)
TOL = Toluene-d8 (Surr)

## Method: TO-15 - Volatile Organic Compounds in Ambient Air

**Lab Sample ID: MB 570-231942/6**
**Matrix: Air**
**Analysis Batch: 231942**

**Client Sample ID: Method Blank**
**Prep Type: Total/NA**

| Analyte | MB Result | MB Qualifier | RL | | Unit | D | Prepared | Analyzed | Dil Fac |
|---|---|---|---|---|---|---|---|---|---|
| Benzene | ND | | 0.00050 | | ppm v/v | | | 05/05/22 17:05 | 1 |
| Toluene | ND | | 0.0050 | | ppm v/v | | | 05/05/22 17:05 | 1 |
| Ethylbenzene | ND | | 0.00050 | | ppm v/v | | | 05/05/22 17:05 | 1 |
| m,p-Xylene | ND | | 0.0020 | | ppm v/v | | | 05/05/22 17:05 | 1 |
| o-Xylene | ND | | 0.00050 | | ppm v/v | | | 05/05/22 17:05 | 1 |
| Xylenes, Total | ND | | 0.0025 | | ppm v/v | | | 05/05/22 17:05 | 1 |
| Methyl-t-Butyl Ether (MTBE) | ND | | 0.0020 | | ppm v/v | | | 05/05/22 17:05 | 1 |
| tert-Butyl alcohol (TBA) | ND | | 0.0050 | | ppm v/v | | | 05/05/22 17:05 | 1 |
| Di-isopropyl ether (DIPE) | ND | | 0.0020 | | ppm v/v | | | 05/05/22 17:05 | 1 |
| Ethyl-t-butyl ether (ETBE) | ND | | 0.0020 | | ppm v/v | | | 05/05/22 17:05 | 1 |
| Tert-amyl-methyl ether (TAME) | ND | | 0.0020 | | ppm v/v | | | 05/05/22 17:05 | 1 |
| Ethanol | ND | | 0.050 | | ppm v/v | | | 05/05/22 17:05 | 1 |

| Analyte | MB Result | MB Qualifier | RL | | Unit | D | Prepared | Analyzed | Dil Fac |
|---|---|---|---|---|---|---|---|---|---|
| Benzene | ND | | 1.6 | | ug/m3 | | | 05/05/22 17:05 | 1 |
| Toluene | ND | | 19 | | ug/m3 | | | 05/05/22 17:05 | 1 |
| Ethylbenzene | ND | | 2.2 | | ug/m3 | | | 05/05/22 17:05 | 1 |
| m,p-Xylene | ND | | 8.7 | | ug/m3 | | | 05/05/22 17:05 | 1 |
| o-Xylene | ND | | 2.2 | | ug/m3 | | | 05/05/22 17:05 | 1 |
| Xylenes, Total | ND | | 11 | | ug/m3 | | | 05/05/22 17:05 | 1 |
| Methyl-t-Butyl Ether (MTBE) | ND | | 7.2 | | ug/m3 | | | 05/05/22 17:05 | 1 |
| tert-Butyl alcohol (TBA) | ND | | 15 | | ug/m3 | | | 05/05/22 17:05 | 1 |
| Di-isopropyl ether (DIPE) | ND | | 8.4 | | ug/m3 | | | 05/05/22 17:05 | 1 |
| Ethyl-t-butyl ether (ETBE) | ND | | 8.4 | | ug/m3 | | | 05/05/22 17:05 | 1 |
| Tert-amyl-methyl ether (TAME) | ND | | 8.4 | | ug/m3 | | | 05/05/22 17:05 | 1 |
| Ethanol | ND | | 94 | | ug/m3 | | | 05/05/22 17:05 | 1 |

| *Surrogate* | *MB %Recovery* | *MB Qualifier* | *Limits* | *Prepared* | *Analyzed* | *Dil Fac* |
|---|---|---|---|---|---|---|
| *1,2-Dichloroethane-d4 (Surr)* | *104* | | *66 - 132* | | *05/05/22 17:05* | *1* |
| *4-Bromofluorobenzene (Surr)* | *102* | | *70 - 130* | | *05/05/22 17:05* | *1* |
| *Toluene-d8 (Surr)* | *98* | | *70 - 130* | | *05/05/22 17:05* | *1* |

**Lab Sample ID: LCS 570-231942/3**
**Matrix: Air**
**Analysis Batch: 231942**

**Client Sample ID: Lab Control Sample**
**Prep Type: Total/NA**

| Analyte | Spike Added | LCS Result | LCS Qualifier | Unit | D | %Rec | %Rec Limits |
|---|---|---|---|---|---|---|---|
| Benzene | 0.0250 | 0.01951 | | ppm v/v | | 78 | 68 - 134 |
| Toluene | 0.0250 | 0.01980 | | ppm v/v | | 79 | 70 - 130 |
| Ethylbenzene | 0.0250 | 0.02079 | | ppm v/v | | 83 | 70 - 130 |
| m,p-Xylene | 0.0500 | 0.04249 | | ppm v/v | | 85 | 70 - 130 |
| o-Xylene | 0.0250 | 0.02120 | | ppm v/v | | 85 | 68 - 130 |
| Methyl-t-Butyl Ether (MTBE) | 0.0250 | 0.02048 | | ppm v/v | | 82 | 70 - 130 |
| tert-Butyl alcohol (TBA) | 0.0500 | 0.04025 | | ppm v/v | | 81 | 65 - 132 |
| Di-isopropyl ether (DIPE) | 0.0250 | 0.01827 | | ppm v/v | | 73 | 58 - 144 |
| Ethyl-t-butyl ether (ETBE) | 0.0250 | 0.01903 | | ppm v/v | | 76 | 67 - 130 |
| Tert-amyl-methyl ether (TAME) | 0.0250 | 0.02038 | | ppm v/v | | 82 | 70 - 130 |
| Ethanol | 0.100 | 0.07186 | | ppm v/v | | 72 | 61 - 133 |

## Method: TO-15 - Volatile Organic Compounds in Ambient Air (Continued)

| Analyte | | | Spike Added | LCS Result | LCS Qualifier | Unit | D | %Rec | %Rec Limits | | |
|---|---|---|---|---|---|---|---|---|---|---|---|
| Benzene | | | 80 | 62.33 | | ug/m3 | | 78 | 68 - 134 | | |
| Toluene | | | 94 | 74.63 | | ug/m3 | | 79 | 70 - 130 | | |
| Ethylbenzene | | | 110 | 90.29 | | ug/m3 | | 83 | 70 - 130 | | |
| m,p-Xylene | | | 220 | 184.5 | | ug/m3 | | 85 | 70 - 130 | | |
| o-Xylene | | | 110 | 92.06 | | ug/m3 | | 85 | 68 - 130 | | |
| Methyl-t-Butyl Ether (MTBE) | | | 90 | 73.82 | | ug/m3 | | 82 | 70 - 130 | | |
| tert-Butyl alcohol (TBA) | | | 150 | 122.0 | | ug/m3 | | 81 | 65 - 132 | | |
| Di-isopropyl ether (DIPE) | | | 100 | 76.34 | | ug/m3 | | 73 | 58 - 144 | | |
| Ethyl-t-butyl ether (ETBE) | | | 100 | 79.52 | | ug/m3 | | 76 | 67 - 130 | | |
| Tert-amyl-methyl ether (TAME) | | | 100 | 85.15 | | ug/m3 | | 82 | 70 - 130 | | |
| Ethanol | | | 190 | 135.4 | | ug/m3 | | 72 | 61 - 133 | | |

| *Surrogate* | *LCS %Recovery* | *LCS Qualifier* | *Limits* |
|---|---|---|---|
| *1,2-Dichloroethane-d4 (Surr)* | *102* | | *66 - 132* |
| *4-Bromofluorobenzene (Surr)* | *103* | | *70 - 130* |
| *Toluene-d8 (Surr)* | *97* | | *70 - 130* |

**Lab Sample ID: LCSD 570-231942/4**
**Matrix: Air**
**Analysis Batch: 231942**

**Client Sample ID: Lab Control Sample Dup**
**Prep Type: Total/NA**

| Analyte | | | Spike Added | LCSD Result | LCSD Qualifier | Unit | D | %Rec | %Rec Limits | RPD | RPD Limit |
|---|---|---|---|---|---|---|---|---|---|---|---|
| Benzene | | | 0.0250 | 0.02063 | | ppm v/v | | 83 | 68 - 134 | 6 | 25 |
| Toluene | | | 0.0250 | 0.02086 | | ppm v/v | | 83 | 70 - 130 | 5 | 25 |
| Ethylbenzene | | | 0.0250 | 0.02197 | | ppm v/v | | 88 | 70 - 130 | 6 | 25 |
| m,p-Xylene | | | 0.0500 | 0.04707 | | ppm v/v | | 94 | 70 - 130 | 10 | 25 |
| o-Xylene | | | 0.0250 | 0.02173 | | ppm v/v | | 87 | 68 - 130 | 2 | 25 |
| Methyl-t-Butyl Ether (MTBE) | | | 0.0250 | 0.02173 | | ppm v/v | | 87 | 70 - 130 | 6 | 25 |
| tert-Butyl alcohol (TBA) | | | 0.0500 | 0.04277 | | ppm v/v | | 86 | 65 - 132 | 6 | 25 |
| Di-isopropyl ether (DIPE) | | | 0.0250 | 0.01922 | | ppm v/v | | 77 | 58 - 144 | 5 | 25 |
| Ethyl-t-butyl ether (ETBE) | | | 0.0250 | 0.02121 | | ppm v/v | | 85 | 67 - 130 | 11 | 25 |
| Tert-amyl-methyl ether (TAME) | | | 0.0250 | 0.02138 | | ppm v/v | | 86 | 70 - 130 | 5 | 25 |
| Ethanol | | | 0.100 | 0.07639 | | ppm v/v | | 76 | 61 - 133 | 6 | 25 |
| **Analyte** | | | **Spike Added** | **LCSD Result** | **LCSD Qualifier** | **Unit** | **D** | **%Rec** | **%Rec Limits** | **RPD** | **RPD Limit** |
| Benzene | | | 80 | 65.89 | | ug/m3 | | 83 | 68 - 134 | 6 | 25 |
| Toluene | | | 94 | 78.61 | | ug/m3 | | 83 | 70 - 130 | 5 | 25 |
| Ethylbenzene | | | 110 | 95.39 | | ug/m3 | | 88 | 70 - 130 | 6 | 25 |
| m,p-Xylene | | | 220 | 204.4 | | ug/m3 | | 94 | 70 - 130 | 10 | 25 |
| o-Xylene | | | 110 | 94.35 | | ug/m3 | | 87 | 68 - 130 | 2 | 25 |
| Methyl-t-Butyl Ether (MTBE) | | | 90 | 78.34 | | ug/m3 | | 87 | 70 - 130 | 6 | 25 |
| tert-Butyl alcohol (TBA) | | | 150 | 129.7 | | ug/m3 | | 86 | 65 - 132 | 6 | 25 |
| Di-isopropyl ether (DIPE) | | | 100 | 80.31 | | ug/m3 | | 77 | 58 - 144 | 5 | 25 |
| Ethyl-t-butyl ether (ETBE) | | | 100 | 88.64 | | ug/m3 | | 85 | 67 - 130 | 11 | 25 |
| Tert-amyl-methyl ether (TAME) | | | 100 | 89.34 | | ug/m3 | | 86 | 70 - 130 | 5 | 25 |
| Ethanol | | | 190 | 143.9 | | ug/m3 | | 76 | 61 - 133 | 6 | 25 |

| *Surrogate* | *LCSD %Recovery* | *LCSD Qualifier* | *Limits* |
|---|---|---|---|
| *1,2-Dichloroethane-d4 (Surr)* | *104* | | *66 - 132* |
| *4-Bromofluorobenzene (Surr)* | *102* | | *70 - 130* |
| *Toluene-d8 (Surr)* | *97* | | *70 - 130* |

## Method: TO-15 - Volatile Organic Compounds in Ambient Air

**Lab Sample ID: MB 570-231944/8**
**Matrix: Air**
**Analysis Batch: 231944**

**Client Sample ID: Method Blank**
**Prep Type: Total/NA**

| Analyte | MB Result | MB Qualifier | RL | | Unit | D | Prepared | Analyzed | Dil Fac |
|---|---|---|---|---|---|---|---|---|---|
| Benzene | ND | | 0.00050 | | ppm v/v | | | 05/05/22 19:40 | 1 |
| Toluene | ND | | 0.0050 | | ppm v/v | | | 05/05/22 19:40 | 1 |
| Ethylbenzene | ND | | 0.00050 | | ppm v/v | | | 05/05/22 19:40 | 1 |
| m,p-Xylene | ND | | 0.0020 | | ppm v/v | | | 05/05/22 19:40 | 1 |
| o-Xylene | ND | | 0.00050 | | ppm v/v | | | 05/05/22 19:40 | 1 |
| Xylenes, Total | ND | | 0.0025 | | ppm v/v | | | 05/05/22 19:40 | 1 |
| Methyl-t-Butyl Ether (MTBE) | ND | | 0.0020 | | ppm v/v | | | 05/05/22 19:40 | 1 |
| tert-Butyl alcohol (TBA) | ND | | 0.0050 | | ppm v/v | | | 05/05/22 19:40 | 1 |
| Di-isopropyl ether (DIPE) | ND | | 0.0020 | | ppm v/v | | | 05/05/22 19:40 | 1 |
| Ethyl-t-butyl ether (ETBE) | ND | | 0.0020 | | ppm v/v | | | 05/05/22 19:40 | 1 |
| Tert-amyl-methyl ether (TAME) | ND | | 0.0020 | | ppm v/v | | | 05/05/22 19:40 | 1 |
| Ethanol | ND | | 0.050 | | ppm v/v | | | 05/05/22 19:40 | 1 |

| Analyte | MB Result | MB Qualifier | RL | | Unit | D | Prepared | Analyzed | Dil Fac |
|---|---|---|---|---|---|---|---|---|---|
| Benzene | ND | | 1.6 | | ug/m3 | | | 05/05/22 19:40 | 1 |
| Toluene | ND | | 19 | | ug/m3 | | | 05/05/22 19:40 | 1 |
| Ethylbenzene | ND | | 2.2 | | ug/m3 | | | 05/05/22 19:40 | 1 |
| m,p-Xylene | ND | | 8.7 | | ug/m3 | | | 05/05/22 19:40 | 1 |
| o-Xylene | ND | | 2.2 | | ug/m3 | | | 05/05/22 19:40 | 1 |
| Xylenes, Total | ND | | 11 | | ug/m3 | | | 05/05/22 19:40 | 1 |
| Methyl-t-Butyl Ether (MTBE) | ND | | 7.2 | | ug/m3 | | | 05/05/22 19:40 | 1 |
| tert-Butyl alcohol (TBA) | ND | | 15 | | ug/m3 | | | 05/05/22 19:40 | 1 |
| Di-isopropyl ether (DIPE) | ND | | 8.4 | | ug/m3 | | | 05/05/22 19:40 | 1 |
| Ethyl-t-butyl ether (ETBE) | ND | | 8.4 | | ug/m3 | | | 05/05/22 19:40 | 1 |
| Tert-amyl-methyl ether (TAME) | ND | | 8.4 | | ug/m3 | | | 05/05/22 19:40 | 1 |
| Ethanol | ND | | 94 | | ug/m3 | | | 05/05/22 19:40 | 1 |

| *Surrogate* | *MB %Recovery* | *MB Qualifier* | *Limits* | *Prepared* | *Analyzed* | *Dil Fac* |
|---|---|---|---|---|---|---|
| *1,2-Dichloroethane-d4 (Surr)* | *106* | | *66 - 132* | | *05/05/22 19:40* | *1* |
| *4-Bromofluorobenzene (Surr)* | *105* | | *70 - 130* | | *05/05/22 19:40* | *1* |
| *Toluene-d8 (Surr)* | *98* | | *70 - 130* | | *05/05/22 19:40* | *1* |

**Lab Sample ID: LCS 570-231944/4**
**Matrix: Air**
**Analysis Batch: 231944**

**Client Sample ID: Lab Control Sample**
**Prep Type: Total/NA**

| Analyte | Spike Added | LCS Result | LCS Qualifier | Unit | D | %Rec | %Rec Limits |
|---|---|---|---|---|---|---|---|
| Benzene | 0.0250 | 0.02527 | | ppm v/v | | 101 | 68 - 134 |
| Toluene | 0.0250 | 0.02497 | | ppm v/v | | 100 | 70 - 130 |
| Ethylbenzene | 0.0250 | 0.02494 | | ppm v/v | | 100 | 70 - 130 |
| m,p-Xylene | 0.0500 | 0.05008 | | ppm v/v | | 100 | 70 - 130 |
| o-Xylene | 0.0250 | 0.02462 | | ppm v/v | | 98 | 68 - 130 |
| Methyl-t-Butyl Ether (MTBE) | 0.0250 | 0.02530 | | ppm v/v | | 101 | 70 - 130 |
| tert-Butyl alcohol (TBA) | 0.0500 | 0.05225 | | ppm v/v | | 105 | 65 - 132 |
| Di-isopropyl ether (DIPE) | 0.0250 | 0.02603 | | ppm v/v | | 104 | 58 - 144 |
| Ethyl-t-butyl ether (ETBE) | 0.0250 | 0.02602 | | ppm v/v | | 104 | 67 - 130 |
| Tert-amyl-methyl ether (TAME) | 0.0250 | 0.02550 | | ppm v/v | | 102 | 70 - 130 |
| Ethanol | 0.100 | 0.1122 | | ppm v/v | | 112 | 61 - 133 |

## Method: TO-15 - Volatile Organic Compounds in Ambient Air (Continued)

| Analyte | | | Spike Added | LCS Result | LCS Qualifier | Unit | D | %Rec | %Rec Limits | | |
|---|---|---|---|---|---|---|---|---|---|---|---|
| Benzene | | | 80 | 80.73 | | ug/m3 | | 101 | 68 - 134 | | |
| Toluene | | | 94 | 94.11 | | ug/m3 | | 100 | 70 - 130 | | |
| Ethylbenzene | | | 110 | 108.3 | | ug/m3 | | 100 | 70 - 130 | | |
| m,p-Xylene | | | 220 | 217.5 | | ug/m3 | | 100 | 70 - 130 | | |
| o-Xylene | | | 110 | 106.9 | | ug/m3 | | 98 | 68 - 130 | | |
| Methyl-t-Butyl Ether (MTBE) | | | 90 | 91.23 | | ug/m3 | | 101 | 70 - 130 | | |
| tert-Butyl alcohol (TBA) | | | 150 | 158.4 | | ug/m3 | | 105 | 65 - 132 | | |
| Di-isopropyl ether (DIPE) | | | 100 | 108.8 | | ug/m3 | | 104 | 58 - 144 | | |
| Ethyl-t-butyl ether (ETBE) | | | 100 | 108.7 | | ug/m3 | | 104 | 67 - 130 | | |
| Tert-amyl-methyl ether (TAME) | | | 100 | 106.6 | | ug/m3 | | 102 | 70 - 130 | | |
| Ethanol | | | 190 | 211.4 | | ug/m3 | | 112 | 61 - 133 | | |

| *Surrogate* | *LCS %Recovery* | *LCS Qualifier* | *Limits* |
|---|---|---|---|
| *1,2-Dichloroethane-d4 (Surr)* | *104* | | *66 - 132* |
| *4-Bromofluorobenzene (Surr)* | *102* | | *70 - 130* |
| *Toluene-d8 (Surr)* | *101* | | *70 - 130* |

**Lab Sample ID: LCSD 570-231944/5**
**Matrix: Air**
**Analysis Batch: 231944**

**Client Sample ID: Lab Control Sample Dup**
**Prep Type: Total/NA**

| Analyte | | | Spike Added | LCSD Result | LCSD Qualifier | Unit | D | %Rec | %Rec Limits | RPD | RPD Limit |
|---|---|---|---|---|---|---|---|---|---|---|---|
| Benzene | | | 0.0250 | 0.02598 | | ppm v/v | | 104 | 68 - 134 | 3 | 25 |
| Toluene | | | 0.0250 | 0.02598 | | ppm v/v | | 104 | 70 - 130 | 4 | 25 |
| Ethylbenzene | | | 0.0250 | 0.02587 | | ppm v/v | | 103 | 70 - 130 | 4 | 25 |
| m,p-Xylene | | | 0.0500 | 0.05175 | | ppm v/v | | 103 | 70 - 130 | 3 | 25 |
| o-Xylene | | | 0.0250 | 0.02540 | | ppm v/v | | 102 | 68 - 130 | 3 | 25 |
| Methyl-t-Butyl Ether (MTBE) | | | 0.0250 | 0.02582 | | ppm v/v | | 103 | 70 - 130 | 2 | 25 |
| tert-Butyl alcohol (TBA) | | | 0.0500 | 0.05361 | | ppm v/v | | 107 | 65 - 132 | 3 | 25 |
| Di-isopropyl ether (DIPE) | | | 0.0250 | 0.02694 | | ppm v/v | | 108 | 58 - 144 | 3 | 25 |
| Ethyl-t-butyl ether (ETBE) | | | 0.0250 | 0.02662 | | ppm v/v | | 106 | 67 - 130 | 2 | 25 |
| Tert-amyl-methyl ether (TAME) | | | 0.0250 | 0.02613 | | ppm v/v | | 105 | 70 - 130 | 2 | 25 |
| Ethanol | | | 0.100 | 0.1157 | | ppm v/v | | 116 | 61 - 133 | 3 | 25 |
| **Analyte** | | | **Spike Added** | **LCSD Result** | **LCSD Qualifier** | **Unit** | **D** | **%Rec** | **%Rec Limits** | **RPD** | **RPD Limit** |
| Benzene | | | 80 | 83.01 | | ug/m3 | | 104 | 68 - 134 | 3 | 25 |
| Toluene | | | 94 | 97.90 | | ug/m3 | | 104 | 70 - 130 | 4 | 25 |
| Ethylbenzene | | | 110 | 112.3 | | ug/m3 | | 103 | 70 - 130 | 4 | 25 |
| m,p-Xylene | | | 220 | 224.7 | | ug/m3 | | 103 | 70 - 130 | 3 | 25 |
| o-Xylene | | | 110 | 110.3 | | ug/m3 | | 102 | 68 - 130 | 3 | 25 |
| Methyl-t-Butyl Ether (MTBE) | | | 90 | 93.08 | | ug/m3 | | 103 | 70 - 130 | 2 | 25 |
| tert-Butyl alcohol (TBA) | | | 150 | 162.5 | | ug/m3 | | 107 | 65 - 132 | 3 | 25 |
| Di-isopropyl ether (DIPE) | | | 100 | 112.6 | | ug/m3 | | 108 | 58 - 144 | 3 | 25 |
| Ethyl-t-butyl ether (ETBE) | | | 100 | 111.2 | | ug/m3 | | 106 | 67 - 130 | 2 | 25 |
| Tert-amyl-methyl ether (TAME) | | | 100 | 109.2 | | ug/m3 | | 105 | 70 - 130 | 2 | 25 |
| Ethanol | | | 190 | 218.0 | | ug/m3 | | 116 | 61 - 133 | 3 | 25 |

| *Surrogate* | *LCSD %Recovery* | *LCSD Qualifier* | *Limits* |
|---|---|---|---|
| *1,2-Dichloroethane-d4 (Surr)* | *103* | | *66 - 132* |
| *4-Bromofluorobenzene (Surr)* | *102* | | *70 - 130* |
| *Toluene-d8 (Surr)* | *101* | | *70 - 130* |

## Method: TO-15 - Volatile Organic Compounds in Ambient Air

**Lab Sample ID: MB 570-231946/9**
**Matrix: Air**
**Analysis Batch: 231946**

**Client Sample ID: Method Blank**
**Prep Type: Total/NA**

| Analyte | MB Result | MB Qualifier | RL | | Unit | D | Prepared | Analyzed | Dil Fac |
|---|---|---|---|---|---|---|---|---|---|
| Benzene | ND | | 0.00050 | | ppm v/v | | | 05/05/22 23:34 | 1 |
| Toluene | ND | | 0.0050 | | ppm v/v | | | 05/05/22 23:34 | 1 |
| Ethylbenzene | ND | | 0.00050 | | ppm v/v | | | 05/05/22 23:34 | 1 |
| m,p-Xylene | ND | | 0.0020 | | ppm v/v | | | 05/05/22 23:34 | 1 |
| o-Xylene | ND | | 0.00050 | | ppm v/v | | | 05/05/22 23:34 | 1 |
| Xylenes, Total | ND | | 0.0025 | | ppm v/v | | | 05/05/22 23:34 | 1 |
| Methyl-t-Butyl Ether (MTBE) | ND | | 0.0020 | | ppm v/v | | | 05/05/22 23:34 | 1 |
| tert-Butyl alcohol (TBA) | ND | | 0.0050 | | ppm v/v | | | 05/05/22 23:34 | 1 |
| Di-isopropyl ether (DIPE) | ND | | 0.0020 | | ppm v/v | | | 05/05/22 23:34 | 1 |
| Ethyl-t-butyl ether (ETBE) | ND | | 0.0020 | | ppm v/v | | | 05/05/22 23:34 | 1 |
| Tert-amyl-methyl ether (TAME) | ND | | 0.0020 | | ppm v/v | | | 05/05/22 23:34 | 1 |
| Ethanol | ND | | 0.050 | | ppm v/v | | | 05/05/22 23:34 | 1 |

| Analyte | MB Result | MB Qualifier | RL | | Unit | D | Prepared | Analyzed | Dil Fac |
|---|---|---|---|---|---|---|---|---|---|
| Benzene | ND | | 1.6 | | ug/m3 | | | 05/05/22 23:34 | 1 |
| Toluene | ND | | 19 | | ug/m3 | | | 05/05/22 23:34 | 1 |
| Ethylbenzene | ND | | 2.2 | | ug/m3 | | | 05/05/22 23:34 | 1 |
| m,p-Xylene | ND | | 8.7 | | ug/m3 | | | 05/05/22 23:34 | 1 |
| o-Xylene | ND | | 2.2 | | ug/m3 | | | 05/05/22 23:34 | 1 |
| Xylenes, Total | ND | | 11 | | ug/m3 | | | 05/05/22 23:34 | 1 |
| Methyl-t-Butyl Ether (MTBE) | ND | | 7.2 | | ug/m3 | | | 05/05/22 23:34 | 1 |
| tert-Butyl alcohol (TBA) | ND | | 15 | | ug/m3 | | | 05/05/22 23:34 | 1 |
| Di-isopropyl ether (DIPE) | ND | | 8.4 | | ug/m3 | | | 05/05/22 23:34 | 1 |
| Ethyl-t-butyl ether (ETBE) | ND | | 8.4 | | ug/m3 | | | 05/05/22 23:34 | 1 |
| Tert-amyl-methyl ether (TAME) | ND | | 8.4 | | ug/m3 | | | 05/05/22 23:34 | 1 |
| Ethanol | ND | | 94 | | ug/m3 | | | 05/05/22 23:34 | 1 |

| *Surrogate* | *MB %Recovery* | *MB Qualifier* | *Limits* | *Prepared* | *Analyzed* | *Dil Fac* |
|---|---|---|---|---|---|---|
| *1,2-Dichloroethane-d4 (Surr)* | *106* | | *66 - 132* | | *05/05/22 23:34* | *1* |
| *4-Bromofluorobenzene (Surr)* | *103* | | *70 - 130* | | *05/05/22 23:34* | *1* |
| *Toluene-d8 (Surr)* | *101* | | *70 - 130* | | *05/05/22 23:34* | *1* |

**Lab Sample ID: LCS 570-231946/5**
**Matrix: Air**
**Analysis Batch: 231946**

**Client Sample ID: Lab Control Sample**
**Prep Type: Total/NA**

| Analyte | Spike Added | LCS Result | LCS Qualifier | Unit | D | %Rec | %Rec Limits |
|---|---|---|---|---|---|---|---|
| Benzene | 0.0250 | 0.02327 | | ppm v/v | | 93 | 68 - 134 |
| Toluene | 0.0250 | 0.02176 | | ppm v/v | | 87 | 70 - 130 |
| Ethylbenzene | 0.0250 | 0.02173 | | ppm v/v | | 87 | 70 - 130 |
| m,p-Xylene | 0.0500 | 0.04279 | | ppm v/v | | 86 | 70 - 130 |
| o-Xylene | 0.0250 | 0.02108 | | ppm v/v | | 84 | 68 - 130 |
| Methyl-t-Butyl Ether (MTBE) | 0.0250 | 0.02341 | | ppm v/v | | 94 | 70 - 130 |
| tert-Butyl alcohol (TBA) | 0.0500 | 0.05041 | | ppm v/v | | 101 | 65 - 132 |
| Di-isopropyl ether (DIPE) | 0.0250 | 0.02573 | | ppm v/v | | 103 | 58 - 144 |
| Ethyl-t-butyl ether (ETBE) | 0.0250 | 0.02489 | | ppm v/v | | 100 | 67 - 130 |
| Tert-amyl-methyl ether (TAME) | 0.0250 | 0.02381 | | ppm v/v | | 95 | 70 - 130 |
| Ethanol | 0.100 | 0.1001 | | ppm v/v | | 100 | 61 - 133 |

## Method: TO-15 - Volatile Organic Compounds in Ambient Air (Continued)

| Analyte | | | Spike Added | LCS Result | LCS Qualifier | Unit | D | %Rec | %Rec Limits | | |
|---|---|---|---|---|---|---|---|---|---|---|---|
| Benzene | | | 80 | 74.33 | | ug/m3 | | 93 | 68 - 134 | | |
| Toluene | | | 94 | 82.02 | | ug/m3 | | 87 | 70 - 130 | | |
| Ethylbenzene | | | 110 | 94.36 | | ug/m3 | | 87 | 70 - 130 | | |
| m,p-Xylene | | | 220 | 185.8 | | ug/m3 | | 86 | 70 - 130 | | |
| o-Xylene | | | 110 | 91.53 | | ug/m3 | | 84 | 68 - 130 | | |
| Methyl-t-Butyl Ether (MTBE) | | | 90 | 84.41 | | ug/m3 | | 94 | 70 - 130 | | |
| tert-Butyl alcohol (TBA) | | | 150 | 152.8 | | ug/m3 | | 101 | 65 - 132 | | |
| Di-isopropyl ether (DIPE) | | | 100 | 107.5 | | ug/m3 | | 103 | 58 - 144 | | |
| Ethyl-t-butyl ether (ETBE) | | | 100 | 104.0 | | ug/m3 | | 100 | 67 - 130 | | |
| Tert-amyl-methyl ether (TAME) | | | 100 | 99.51 | | ug/m3 | | 95 | 70 - 130 | | |
| Ethanol | | | 190 | 188.7 | | ug/m3 | | 100 | 61 - 133 | | |

| *Surrogate* | *LCS %Recovery* | *LCS Qualifier* | *Limits* |
|---|---|---|---|
| *1,2-Dichloroethane-d4 (Surr)* | *105* | | *66 - 132* |
| *4-Bromofluorobenzene (Surr)* | *100* | | *70 - 130* |
| *Toluene-d8 (Surr)* | *102* | | *70 - 130* |

**Lab Sample ID: LCSD 570-231946/7**
**Matrix: Air**
**Analysis Batch: 231946**

**Client Sample ID: Lab Control Sample Dup**
**Prep Type: Total/NA**

| Analyte | | | Spike Added | LCSD Result | LCSD Qualifier | Unit | D | %Rec | %Rec Limits | RPD | RPD Limit |
|---|---|---|---|---|---|---|---|---|---|---|---|
| Benzene | | | 0.0250 | 0.02306 | | ppm v/v | | 92 | 68 - 134 | 1 | 25 |
| Toluene | | | 0.0250 | 0.02193 | | ppm v/v | | 88 | 70 - 130 | 1 | 25 |
| Ethylbenzene | | | 0.0250 | 0.02167 | | ppm v/v | | 87 | 70 - 130 | 0 | 25 |
| m,p-Xylene | | | 0.0500 | 0.04282 | | ppm v/v | | 86 | 70 - 130 | 0 | 25 |
| o-Xylene | | | 0.0250 | 0.02108 | | ppm v/v | | 84 | 68 - 130 | 0 | 25 |
| Methyl-t-Butyl Ether (MTBE) | | | 0.0250 | 0.02322 | | ppm v/v | | 93 | 70 - 130 | 1 | 25 |
| tert-Butyl alcohol (TBA) | | | 0.0500 | 0.04938 | | ppm v/v | | 99 | 65 - 132 | 2 | 25 |
| Di-isopropyl ether (DIPE) | | | 0.0250 | 0.02505 | | ppm v/v | | 100 | 58 - 144 | 3 | 25 |
| Ethyl-t-butyl ether (ETBE) | | | 0.0250 | 0.02438 | | ppm v/v | | 98 | 67 - 130 | 2 | 25 |
| Tert-amyl-methyl ether (TAME) | | | 0.0250 | 0.02359 | | ppm v/v | | 94 | 70 - 130 | 1 | 25 |
| Ethanol | | | 0.100 | 0.09725 | | ppm v/v | | 97 | 61 - 133 | 3 | 25 |
| Analyte | | | Spike Added | LCSD Result | LCSD Qualifier | Unit | D | %Rec | %Rec Limits | RPD | RPD Limit |
| Benzene | | | 80 | 73.66 | | ug/m3 | | 92 | 68 - 134 | 1 | 25 |
| Toluene | | | 94 | 82.63 | | ug/m3 | | 88 | 70 - 130 | 1 | 25 |
| Ethylbenzene | | | 110 | 94.12 | | ug/m3 | | 87 | 70 - 130 | 0 | 25 |
| m,p-Xylene | | | 220 | 185.9 | | ug/m3 | | 86 | 70 - 130 | 0 | 25 |
| o-Xylene | | | 110 | 91.55 | | ug/m3 | | 84 | 68 - 130 | 0 | 25 |
| Methyl-t-Butyl Ether (MTBE) | | | 90 | 83.73 | | ug/m3 | | 93 | 70 - 130 | 1 | 25 |
| tert-Butyl alcohol (TBA) | | | 150 | 149.7 | | ug/m3 | | 99 | 65 - 132 | 2 | 25 |
| Di-isopropyl ether (DIPE) | | | 100 | 104.7 | | ug/m3 | | 100 | 58 - 144 | 3 | 25 |
| Ethyl-t-butyl ether (ETBE) | | | 100 | 101.9 | | ug/m3 | | 98 | 67 - 130 | 2 | 25 |
| Tert-amyl-methyl ether (TAME) | | | 100 | 98.56 | | ug/m3 | | 94 | 70 - 130 | 1 | 25 |
| Ethanol | | | 190 | 183.2 | | ug/m3 | | 97 | 61 - 133 | 3 | 25 |

| *Surrogate* | *LCSD %Recovery* | *LCSD Qualifier* | *Limits* |
|---|---|---|---|
| *1,2-Dichloroethane-d4 (Surr)* | *103* | | *66 - 132* |
| *4-Bromofluorobenzene (Surr)* | *101* | | *70 - 130* |
| *Toluene-d8 (Surr)* | *101* | | *70 - 130* |

## Method: TO-15 - Volatile Organic Compounds in Ambient Air

**Lab Sample ID: MB 570-232159/6**
**Matrix: Air**
**Analysis Batch: 232159**

**Client Sample ID: Method Blank**
**Prep Type: Total/NA**

| Analyte | MB Result | MB Qualifier | RL | | Unit | D | Prepared | Analyzed | Dil Fac |
|---|---|---|---|---|---|---|---|---|---|
| Benzene | ND | | 0.00050 | | ppm v/v | | | 05/05/22 22:22 | 1 |
| Toluene | ND | | 0.0050 | | ppm v/v | | | 05/05/22 22:22 | 1 |
| Ethylbenzene | ND | | 0.00050 | | ppm v/v | | | 05/05/22 22:22 | 1 |
| m,p-Xylene | ND | | 0.0020 | | ppm v/v | | | 05/05/22 22:22 | 1 |
| o-Xylene | ND | | 0.00050 | | ppm v/v | | | 05/05/22 22:22 | 1 |
| Xylenes, Total | ND | | 0.0025 | | ppm v/v | | | 05/05/22 22:22 | 1 |
| Methyl-t-Butyl Ether (MTBE) | ND | | 0.0020 | | ppm v/v | | | 05/05/22 22:22 | 1 |
| tert-Butyl alcohol (TBA) | ND | | 0.0050 | | ppm v/v | | | 05/05/22 22:22 | 1 |
| Di-isopropyl ether (DIPE) | ND | | 0.0020 | | ppm v/v | | | 05/05/22 22:22 | 1 |
| Ethyl-t-butyl ether (ETBE) | ND | | 0.0020 | | ppm v/v | | | 05/05/22 22:22 | 1 |
| Tert-amyl-methyl ether (TAME) | ND | | 0.0020 | | ppm v/v | | | 05/05/22 22:22 | 1 |
| Ethanol | ND | | 0.050 | | ppm v/v | | | 05/05/22 22:22 | 1 |

| Analyte | MB Result | MB Qualifier | RL | | Unit | D | Prepared | Analyzed | Dil Fac |
|---|---|---|---|---|---|---|---|---|---|
| Benzene | ND | | 1.6 | | ug/m3 | | | 05/05/22 22:22 | 1 |
| Toluene | ND | | 19 | | ug/m3 | | | 05/05/22 22:22 | 1 |
| Ethylbenzene | ND | | 2.2 | | ug/m3 | | | 05/05/22 22:22 | 1 |
| m,p-Xylene | ND | | 8.7 | | ug/m3 | | | 05/05/22 22:22 | 1 |
| o-Xylene | ND | | 2.2 | | ug/m3 | | | 05/05/22 22:22 | 1 |
| Xylenes, Total | ND | | 11 | | ug/m3 | | | 05/05/22 22:22 | 1 |
| Methyl-t-Butyl Ether (MTBE) | ND | | 7.2 | | ug/m3 | | | 05/05/22 22:22 | 1 |
| tert-Butyl alcohol (TBA) | ND | | 15 | | ug/m3 | | | 05/05/22 22:22 | 1 |
| Di-isopropyl ether (DIPE) | ND | | 8.4 | | ug/m3 | | | 05/05/22 22:22 | 1 |
| Ethyl-t-butyl ether (ETBE) | ND | | 8.4 | | ug/m3 | | | 05/05/22 22:22 | 1 |
| Tert-amyl-methyl ether (TAME) | ND | | 8.4 | | ug/m3 | | | 05/05/22 22:22 | 1 |
| Ethanol | ND | | 94 | | ug/m3 | | | 05/05/22 22:22 | 1 |

| *Surrogate* | *MB %Recovery* | *MB Qualifier* | *Limits* | *Prepared* | *Analyzed* | *Dil Fac* |
|---|---|---|---|---|---|---|
| *1,2-Dichloroethane-d4 (Surr)* | *127* | | *66 - 132* | | *05/05/22 22:22* | *1* |
| *4-Bromofluorobenzene (Surr)* | *127* | | *70 - 130* | | *05/05/22 22:22* | *1* |
| *Toluene-d8 (Surr)* | *104* | | *70 - 130* | | *05/05/22 22:22* | *1* |

**Lab Sample ID: LCS 570-232159/3**
**Matrix: Air**
**Analysis Batch: 232159**

**Client Sample ID: Lab Control Sample**
**Prep Type: Total/NA**

| Analyte | Spike Added | LCS Result | LCS Qualifier | Unit | D | %Rec | %Rec Limits |
|---|---|---|---|---|---|---|---|
| Benzene | 0.0250 | 0.02531 | | ppm v/v | | 101 | 68 - 134 |
| Toluene | 0.0250 | 0.02572 | | ppm v/v | | 103 | 70 - 130 |
| Ethylbenzene | 0.0250 | 0.02689 | | ppm v/v | | 108 | 70 - 130 |
| m,p-Xylene | 0.0500 | 0.05604 | | ppm v/v | | 112 | 70 - 130 |
| o-Xylene | 0.0250 | 0.02776 | | ppm v/v | | 111 | 68 - 130 |
| Methyl-t-Butyl Ether (MTBE) | 0.0250 | 0.02800 | | ppm v/v | | 112 | 70 - 130 |
| tert-Butyl alcohol (TBA) | 0.0500 | 0.05987 | | ppm v/v | | 120 | 65 - 132 |
| Di-isopropyl ether (DIPE) | 0.0250 | 0.02431 | | ppm v/v | | 97 | 58 - 144 |
| Ethyl-t-butyl ether (ETBE) | 0.0250 | 0.02714 | | ppm v/v | | 109 | 67 - 130 |
| Tert-amyl-methyl ether (TAME) | 0.0250 | 0.02838 | | ppm v/v | | 114 | 70 - 130 |
| Ethanol | 0.100 | 0.1050 | | ppm v/v | | 105 | 61 - 133 |

## Method: TO-15 - Volatile Organic Compounds in Ambient Air (Continued)

| Analyte | | | Spike Added | LCS Result | LCS Qualifier | Unit | D | %Rec | %Rec Limits | | |
|---|---|---|---|---|---|---|---|---|---|---|---|
| Benzene | | | 80 | 80.84 | | ug/m3 | | 101 | 68 - 134 | | |
| Toluene | | | 94 | 96.92 | | ug/m3 | | 103 | 70 - 130 | | |
| Ethylbenzene | | | 110 | 116.8 | | ug/m3 | | 108 | 70 - 130 | | |
| m,p-Xylene | | | 220 | 243.3 | | ug/m3 | | 112 | 70 - 130 | | |
| o-Xylene | | | 110 | 120.5 | | ug/m3 | | 111 | 68 - 130 | | |
| Methyl-t-Butyl Ether (MTBE) | | | 90 | 100.9 | | ug/m3 | | 112 | 70 - 130 | | |
| tert-Butyl alcohol (TBA) | | | 150 | 181.5 | | ug/m3 | | 120 | 65 - 132 | | |
| Di-isopropyl ether (DIPE) | | | 100 | 101.6 | | ug/m3 | | 97 | 58 - 144 | | |
| Ethyl-t-butyl ether (ETBE) | | | 100 | 113.4 | | ug/m3 | | 109 | 67 - 130 | | |
| Tert-amyl-methyl ether (TAME) | | | 100 | 118.6 | | ug/m3 | | 114 | 70 - 130 | | |
| Ethanol | | | 190 | 197.9 | | ug/m3 | | 105 | 61 - 133 | | |

| *Surrogate* | *LCS %Recovery* | *LCS Qualifier* | *Limits* |
|---|---|---|---|
| *1,2-Dichloroethane-d4 (Surr)* | *120* | | *66 - 132* |
| *4-Bromofluorobenzene (Surr)* | *119* | | *70 - 130* |
| *Toluene-d8 (Surr)* | *104* | | *70 - 130* |

**Lab Sample ID: LCSD 570-232159/4**
**Matrix: Air**
**Analysis Batch: 232159**

**Client Sample ID: Lab Control Sample Dup**
**Prep Type: Total/NA**

| Analyte | | | Spike Added | LCSD Result | LCSD Qualifier | Unit | D | %Rec | %Rec Limits | RPD | RPD Limit |
|---|---|---|---|---|---|---|---|---|---|---|---|
| Benzene | | | 0.0250 | 0.02459 | | ppm v/v | | 98 | 68 - 134 | 3 | 25 |
| Toluene | | | 0.0250 | 0.02506 | | ppm v/v | | 100 | 70 - 130 | 3 | 25 |
| Ethylbenzene | | | 0.0250 | 0.02655 | | ppm v/v | | 106 | 70 - 130 | 1 | 25 |
| m,p-Xylene | | | 0.0500 | 0.05536 | | ppm v/v | | 111 | 70 - 130 | 1 | 25 |
| o-Xylene | | | 0.0250 | 0.02722 | | ppm v/v | | 109 | 68 - 130 | 2 | 25 |
| Methyl-t-Butyl Ether (MTBE) | | | 0.0250 | 0.02692 | | ppm v/v | | 108 | 70 - 130 | 4 | 25 |
| tert-Butyl alcohol (TBA) | | | 0.0500 | 0.05712 | | ppm v/v | | 114 | 65 - 132 | 5 | 25 |
| Di-isopropyl ether (DIPE) | | | 0.0250 | 0.02364 | | ppm v/v | | 95 | 58 - 144 | 3 | 25 |
| Ethyl-t-butyl ether (ETBE) | | | 0.0250 | 0.02605 | | ppm v/v | | 104 | 67 - 130 | 4 | 25 |
| Tert-amyl-methyl ether (TAME) | | | 0.0250 | 0.02764 | | ppm v/v | | 111 | 70 - 130 | 3 | 25 |
| Ethanol | | | 0.100 | 0.09830 | | ppm v/v | | 98 | 61 - 133 | 7 | 25 |
| Analyte | | | Spike Added | LCSD Result | LCSD Qualifier | Unit | D | %Rec | %Rec Limits | RPD | RPD Limit |
| Benzene | | | 80 | 78.56 | | ug/m3 | | 98 | 68 - 134 | 3 | 25 |
| Toluene | | | 94 | 94.44 | | ug/m3 | | 100 | 70 - 130 | 3 | 25 |
| Ethylbenzene | | | 110 | 115.3 | | ug/m3 | | 106 | 70 - 130 | 1 | 25 |
| m,p-Xylene | | | 220 | 240.4 | | ug/m3 | | 111 | 70 - 130 | 1 | 25 |
| o-Xylene | | | 110 | 118.2 | | ug/m3 | | 109 | 68 - 130 | 2 | 25 |
| Methyl-t-Butyl Ether (MTBE) | | | 90 | 97.04 | | ug/m3 | | 108 | 70 - 130 | 4 | 25 |
| tert-Butyl alcohol (TBA) | | | 150 | 173.2 | | ug/m3 | | 114 | 65 - 132 | 5 | 25 |
| Di-isopropyl ether (DIPE) | | | 100 | 98.77 | | ug/m3 | | 95 | 58 - 144 | 3 | 25 |
| Ethyl-t-butyl ether (ETBE) | | | 100 | 108.8 | | ug/m3 | | 104 | 67 - 130 | 4 | 25 |
| Tert-amyl-methyl ether (TAME) | | | 100 | 115.5 | | ug/m3 | | 111 | 70 - 130 | 3 | 25 |
| Ethanol | | | 190 | 185.2 | | ug/m3 | | 98 | 61 - 133 | 7 | 25 |

| *Surrogate* | *LCSD %Recovery* | *LCSD Qualifier* | *Limits* |
|---|---|---|---|
| *1,2-Dichloroethane-d4 (Surr)* | *120* | | *66 - 132* |
| *4-Bromofluorobenzene (Surr)* | *120* | | *70 - 130* |
| *Toluene-d8 (Surr)* | *104* | | *70 - 130* |

## Method: TO-15 - Volatile Organic Compounds in Ambient Air

**Lab Sample ID: MB 570-232285/6**
**Matrix: Air**
**Analysis Batch: 232285**

**Client Sample ID: Method Blank**
**Prep Type: Total/NA**

| Analyte | MB Result | MB Qualifier | RL | | Unit | D | Prepared | Analyzed | Dil Fac |
|---|---|---|---|---|---|---|---|---|---|
| Benzene | ND | | 0.00050 | | ppm v/v | | | 05/06/22 16:09 | 1 |
| Toluene | ND | | 0.0050 | | ppm v/v | | | 05/06/22 16:09 | 1 |
| Ethylbenzene | ND | | 0.00050 | | ppm v/v | | | 05/06/22 16:09 | 1 |
| m,p-Xylene | ND | | 0.0020 | | ppm v/v | | | 05/06/22 16:09 | 1 |
| o-Xylene | ND | | 0.00050 | | ppm v/v | | | 05/06/22 16:09 | 1 |
| Xylenes, Total | ND | | 0.0025 | | ppm v/v | | | 05/06/22 16:09 | 1 |
| Methyl-t-Butyl Ether (MTBE) | ND | | 0.0020 | | ppm v/v | | | 05/06/22 16:09 | 1 |
| tert-Butyl alcohol (TBA) | ND | | 0.0050 | | ppm v/v | | | 05/06/22 16:09 | 1 |
| Di-isopropyl ether (DIPE) | ND | | 0.0020 | | ppm v/v | | | 05/06/22 16:09 | 1 |
| Ethyl-t-butyl ether (ETBE) | ND | | 0.0020 | | ppm v/v | | | 05/06/22 16:09 | 1 |
| Tert-amyl-methyl ether (TAME) | ND | | 0.0020 | | ppm v/v | | | 05/06/22 16:09 | 1 |
| Ethanol | ND | | 0.050 | | ppm v/v | | | 05/06/22 16:09 | 1 |

| Analyte | MB Result | MB Qualifier | RL | | Unit | D | Prepared | Analyzed | Dil Fac |
|---|---|---|---|---|---|---|---|---|---|
| Benzene | ND | | 1.6 | | ug/m3 | | | 05/06/22 16:09 | 1 |
| Toluene | ND | | 19 | | ug/m3 | | | 05/06/22 16:09 | 1 |
| Ethylbenzene | ND | | 2.2 | | ug/m3 | | | 05/06/22 16:09 | 1 |
| m,p-Xylene | ND | | 8.7 | | ug/m3 | | | 05/06/22 16:09 | 1 |
| o-Xylene | ND | | 2.2 | | ug/m3 | | | 05/06/22 16:09 | 1 |
| Xylenes, Total | ND | | 11 | | ug/m3 | | | 05/06/22 16:09 | 1 |
| Methyl-t-Butyl Ether (MTBE) | ND | | 7.2 | | ug/m3 | | | 05/06/22 16:09 | 1 |
| tert-Butyl alcohol (TBA) | ND | | 15 | | ug/m3 | | | 05/06/22 16:09 | 1 |
| Di-isopropyl ether (DIPE) | ND | | 8.4 | | ug/m3 | | | 05/06/22 16:09 | 1 |
| Ethyl-t-butyl ether (ETBE) | ND | | 8.4 | | ug/m3 | | | 05/06/22 16:09 | 1 |
| Tert-amyl-methyl ether (TAME) | ND | | 8.4 | | ug/m3 | | | 05/06/22 16:09 | 1 |
| Ethanol | ND | | 94 | | ug/m3 | | | 05/06/22 16:09 | 1 |

| *Surrogate* | *MB %Recovery* | *MB Qualifier* | *Limits* | *Prepared* | *Analyzed* | *Dil Fac* |
|---|---|---|---|---|---|---|
| *1,2-Dichloroethane-d4 (Surr)* | *104* | | *66 - 132* | | *05/06/22 16:09* | *1* |
| *4-Bromofluorobenzene (Surr)* | *104* | | *70 - 130* | | *05/06/22 16:09* | *1* |
| *Toluene-d8 (Surr)* | *98* | | *70 - 130* | | *05/06/22 16:09* | *1* |

**Lab Sample ID: LCS 570-232285/3**
**Matrix: Air**
**Analysis Batch: 232285**

**Client Sample ID: Lab Control Sample**
**Prep Type: Total/NA**

| Analyte | Spike Added | LCS Result | LCS Qualifier | Unit | D | %Rec | %Rec Limits |
|---|---|---|---|---|---|---|---|
| Benzene | 0.0250 | 0.02766 | | ppm v/v | | 111 | 68 - 134 |
| Toluene | 0.0250 | 0.02791 | | ppm v/v | | 112 | 70 - 130 |
| Ethylbenzene | 0.0250 | 0.02916 | | ppm v/v | | 117 | 70 - 130 |
| m,p-Xylene | 0.0500 | 0.05928 | | ppm v/v | | 119 | 70 - 130 |
| o-Xylene | 0.0250 | 0.02990 | | ppm v/v | | 120 | 68 - 130 |
| Methyl-t-Butyl Ether (MTBE) | 0.0250 | 0.02918 | | ppm v/v | | 117 | 70 - 130 |
| tert-Butyl alcohol (TBA) | 0.0500 | 0.05757 | | ppm v/v | | 115 | 65 - 132 |
| Di-isopropyl ether (DIPE) | 0.0250 | 0.02550 | | ppm v/v | | 102 | 58 - 144 |
| Ethyl-t-butyl ether (ETBE) | 0.0250 | 0.02701 | | ppm v/v | | 108 | 67 - 130 |
| Tert-amyl-methyl ether (TAME) | 0.0250 | 0.02910 | | ppm v/v | | 116 | 70 - 130 |
| Ethanol | 0.100 | 0.09757 | | ppm v/v | | 98 | 61 - 133 |

## Method: TO-15 - Volatile Organic Compounds in Ambient Air (Continued)

| Analyte | | | Spike Added | LCS Result | LCS Qualifier | Unit | D | %Rec | %Rec Limits | | |
|---|---|---|---|---|---|---|---|---|---|---|---|
| Benzene | | | 80 | 88.36 | | ug/m3 | | 111 | 68 - 134 | | |
| Toluene | | | 94 | 105.2 | | ug/m3 | | 112 | 70 - 130 | | |
| Ethylbenzene | | | 110 | 126.6 | | ug/m3 | | 117 | 70 - 130 | | |
| m,p-Xylene | | | 220 | 257.4 | | ug/m3 | | 119 | 70 - 130 | | |
| o-Xylene | | | 110 | 129.8 | | ug/m3 | | 120 | 68 - 130 | | |
| Methyl-t-Butyl Ether (MTBE) | | | 90 | 105.2 | | ug/m3 | | 117 | 70 - 130 | | |
| tert-Butyl alcohol (TBA) | | | 150 | 174.5 | | ug/m3 | | 115 | 65 - 132 | | |
| Di-isopropyl ether (DIPE) | | | 100 | 106.6 | | ug/m3 | | 102 | 58 - 144 | | |
| Ethyl-t-butyl ether (ETBE) | | | 100 | 112.9 | | ug/m3 | | 108 | 67 - 130 | | |
| Tert-amyl-methyl ether (TAME) | | | 100 | 121.6 | | ug/m3 | | 116 | 70 - 130 | | |
| Ethanol | | | 190 | 183.9 | | ug/m3 | | 98 | 61 - 133 | | |

| *Surrogate* | *LCS %Recovery* | *LCS Qualifier* | *Limits* |
|---|---|---|---|
| *1,2-Dichloroethane-d4 (Surr)* | *102* | | *66 - 132* |
| *4-Bromofluorobenzene (Surr)* | *101* | | *70 - 130* |
| *Toluene-d8 (Surr)* | *97* | | *70 - 130* |

**Lab Sample ID: LCSD 570-232285/4**
**Matrix: Air**
**Analysis Batch: 232285**

**Client Sample ID: Lab Control Sample Dup**
**Prep Type: Total/NA**

| Analyte | | | Spike Added | LCSD Result | LCSD Qualifier | Unit | D | %Rec | %Rec Limits | RPD | RPD Limit |
|---|---|---|---|---|---|---|---|---|---|---|---|
| Benzene | | | 0.0250 | 0.02380 | | ppm v/v | | 95 | 68 - 134 | 15 | 25 |
| Toluene | | | 0.0250 | 0.02402 | | ppm v/v | | 96 | 70 - 130 | 15 | 25 |
| Ethylbenzene | | | 0.0250 | 0.02484 | | ppm v/v | | 99 | 70 - 130 | 16 | 25 |
| m,p-Xylene | | | 0.0500 | 0.05161 | | ppm v/v | | 103 | 70 - 130 | 14 | 25 |
| o-Xylene | | | 0.0250 | 0.02590 | | ppm v/v | | 104 | 68 - 130 | 14 | 25 |
| Methyl-t-Butyl Ether (MTBE) | | | 0.0250 | 0.02438 | | ppm v/v | | 98 | 70 - 130 | 18 | 25 |
| tert-Butyl alcohol (TBA) | | | 0.0500 | 0.04828 | | ppm v/v | | 97 | 65 - 132 | 18 | 25 |
| Di-isopropyl ether (DIPE) | | | 0.0250 | 0.02142 | | ppm v/v | | 86 | 58 - 144 | 17 | 25 |
| Ethyl-t-butyl ether (ETBE) | | | 0.0250 | 0.02278 | | ppm v/v | | 91 | 67 - 130 | 17 | 25 |
| Tert-amyl-methyl ether (TAME) | | | 0.0250 | 0.02499 | | ppm v/v | | 100 | 70 - 130 | 15 | 25 |
| Ethanol | | | 0.100 | 0.08235 | | ppm v/v | | 82 | 61 - 133 | 17 | 25 |
| Analyte | | | Spike Added | LCSD Result | LCSD Qualifier | Unit | D | %Rec | %Rec Limits | RPD | RPD Limit |
| Benzene | | | 80 | 76.03 | | ug/m3 | | 95 | 68 - 134 | 15 | 25 |
| Toluene | | | 94 | 90.53 | | ug/m3 | | 96 | 70 - 130 | 15 | 25 |
| Ethylbenzene | | | 110 | 107.9 | | ug/m3 | | 99 | 70 - 130 | 16 | 25 |
| m,p-Xylene | | | 220 | 224.1 | | ug/m3 | | 103 | 70 - 130 | 14 | 25 |
| o-Xylene | | | 110 | 112.5 | | ug/m3 | | 104 | 68 - 130 | 14 | 25 |
| Methyl-t-Butyl Ether (MTBE) | | | 90 | 87.89 | | ug/m3 | | 98 | 70 - 130 | 18 | 25 |
| tert-Butyl alcohol (TBA) | | | 150 | 146.3 | | ug/m3 | | 97 | 65 - 132 | 18 | 25 |
| Di-isopropyl ether (DIPE) | | | 100 | 89.51 | | ug/m3 | | 86 | 58 - 144 | 17 | 25 |
| Ethyl-t-butyl ether (ETBE) | | | 100 | 95.21 | | ug/m3 | | 91 | 67 - 130 | 17 | 25 |
| Tert-amyl-methyl ether (TAME) | | | 100 | 104.4 | | ug/m3 | | 100 | 70 - 130 | 15 | 25 |
| Ethanol | | | 190 | 155.2 | | ug/m3 | | 82 | 61 - 133 | 17 | 25 |

| *Surrogate* | *LCSD %Recovery* | *LCSD Qualifier* | *Limits* |
|---|---|---|---|
| *1,2-Dichloroethane-d4 (Surr)* | *100* | | *66 - 132* |
| *4-Bromofluorobenzene (Surr)* | *103* | | *70 - 130* |
| *Toluene-d8 (Surr)* | *98* | | *70 - 130* |

## Method: TO-15 - Volatile Organic Compounds in Ambient Air

**Lab Sample ID: MB 570-232289/7**
**Matrix: Air**
**Analysis Batch: 232289**

**Client Sample ID: Method Blank**
**Prep Type: Total/NA**

| Analyte | MB Result | MB Qualifier | RL | | Unit | D | Prepared | Analyzed | Dil Fac |
|---|---|---|---|---|---|---|---|---|---|
| Benzene | ND | | 0.00050 | | ppm v/v | | | 05/06/22 15:32 | 1 |
| Toluene | ND | | 0.0050 | | ppm v/v | | | 05/06/22 15:32 | 1 |
| Ethylbenzene | ND | | 0.00050 | | ppm v/v | | | 05/06/22 15:32 | 1 |
| m,p-Xylene | ND | | 0.0020 | | ppm v/v | | | 05/06/22 15:32 | 1 |
| o-Xylene | ND | | 0.00050 | | ppm v/v | | | 05/06/22 15:32 | 1 |
| Xylenes, Total | ND | | 0.0025 | | ppm v/v | | | 05/06/22 15:32 | 1 |
| Methyl-t-Butyl Ether (MTBE) | ND | | 0.0020 | | ppm v/v | | | 05/06/22 15:32 | 1 |
| tert-Butyl alcohol (TBA) | ND | | 0.0050 | | ppm v/v | | | 05/06/22 15:32 | 1 |
| Di-isopropyl ether (DIPE) | ND | | 0.0020 | | ppm v/v | | | 05/06/22 15:32 | 1 |
| Ethyl-t-butyl ether (ETBE) | ND | | 0.0020 | | ppm v/v | | | 05/06/22 15:32 | 1 |
| Tert-amyl-methyl ether (TAME) | ND | | 0.0020 | | ppm v/v | | | 05/06/22 15:32 | 1 |
| Ethanol | ND | | 0.050 | | ppm v/v | | | 05/06/22 15:32 | 1 |

| Analyte | MB Result | MB Qualifier | RL | | Unit | D | Prepared | Analyzed | Dil Fac |
|---|---|---|---|---|---|---|---|---|---|
| Benzene | ND | | 1.6 | | ug/m3 | | | 05/06/22 15:32 | 1 |
| Toluene | ND | | 19 | | ug/m3 | | | 05/06/22 15:32 | 1 |
| Ethylbenzene | ND | | 2.2 | | ug/m3 | | | 05/06/22 15:32 | 1 |
| m,p-Xylene | ND | | 8.7 | | ug/m3 | | | 05/06/22 15:32 | 1 |
| o-Xylene | ND | | 2.2 | | ug/m3 | | | 05/06/22 15:32 | 1 |
| Xylenes, Total | ND | | 11 | | ug/m3 | | | 05/06/22 15:32 | 1 |
| Methyl-t-Butyl Ether (MTBE) | ND | | 7.2 | | ug/m3 | | | 05/06/22 15:32 | 1 |
| tert-Butyl alcohol (TBA) | ND | | 15 | | ug/m3 | | | 05/06/22 15:32 | 1 |
| Di-isopropyl ether (DIPE) | ND | | 8.4 | | ug/m3 | | | 05/06/22 15:32 | 1 |
| Ethyl-t-butyl ether (ETBE) | ND | | 8.4 | | ug/m3 | | | 05/06/22 15:32 | 1 |
| Tert-amyl-methyl ether (TAME) | ND | | 8.4 | | ug/m3 | | | 05/06/22 15:32 | 1 |
| Ethanol | ND | | 94 | | ug/m3 | | | 05/06/22 15:32 | 1 |

| *Surrogate* | *MB %Recovery* | *MB Qualifier* | *Limits* | *Prepared* | *Analyzed* | *Dil Fac* |
|---|---|---|---|---|---|---|
| *1,2-Dichloroethane-d4 (Surr)* | *101* | | *66 - 132* | | *05/06/22 15:32* | *1* |
| *4-Bromofluorobenzene (Surr)* | *93* | | *70 - 130* | | *05/06/22 15:32* | *1* |
| *Toluene-d8 (Surr)* | *99* | | *70 - 130* | | *05/06/22 15:32* | *1* |

**Lab Sample ID: LCS 570-232289/4**
**Matrix: Air**
**Analysis Batch: 232289**

**Client Sample ID: Lab Control Sample**
**Prep Type: Total/NA**

| Analyte | Spike Added | LCS Result | LCS Qualifier | Unit | D | %Rec | %Rec Limits |
|---|---|---|---|---|---|---|---|
| Benzene | 0.0250 | 0.02303 | | ppm v/v | | 92 | 68 - 134 |
| Toluene | 0.0250 | 0.02259 | | ppm v/v | | 90 | 70 - 130 |
| Ethylbenzene | 0.0250 | 0.02330 | | ppm v/v | | 93 | 70 - 130 |
| m,p-Xylene | 0.0500 | 0.04525 | | ppm v/v | | 90 | 70 - 130 |
| o-Xylene | 0.0250 | 0.02250 | | ppm v/v | | 90 | 68 - 130 |
| Methyl-t-Butyl Ether (MTBE) | 0.0250 | 0.02399 | | ppm v/v | | 96 | 70 - 130 |
| tert-Butyl alcohol (TBA) | 0.0500 | 0.04931 | | ppm v/v | | 99 | 65 - 132 |
| Di-isopropyl ether (DIPE) | 0.0250 | 0.02419 | | ppm v/v | | 97 | 58 - 144 |
| Ethyl-t-butyl ether (ETBE) | 0.0250 | 0.02443 | | ppm v/v | | 98 | 67 - 130 |
| Tert-amyl-methyl ether (TAME) | 0.0250 | 0.02368 | | ppm v/v | | 95 | 70 - 130 |
| Ethanol | 0.100 | 0.1153 | | ppm v/v | | 115 | 61 - 133 |

## Method: TO-15 - Volatile Organic Compounds in Ambient Air (Continued)

| Analyte | | | Spike Added | LCS Result | LCS Qualifier | Unit | D | %Rec | %Rec Limits | | |
|---|---|---|---|---|---|---|---|---|---|---|---|
| Benzene | | | 80 | 73.57 | | ug/m3 | | 92 | 68 - 134 | | |
| Toluene | | | 94 | 85.11 | | ug/m3 | | 90 | 70 - 130 | | |
| Ethylbenzene | | | 110 | 101.2 | | ug/m3 | | 93 | 70 - 130 | | |
| m,p-Xylene | | | 220 | 196.5 | | ug/m3 | | 90 | 70 - 130 | | |
| o-Xylene | | | 110 | 97.72 | | ug/m3 | | 90 | 68 - 130 | | |
| Methyl-t-Butyl Ether (MTBE) | | | 90 | 86.50 | | ug/m3 | | 96 | 70 - 130 | | |
| tert-Butyl alcohol (TBA) | | | 150 | 149.5 | | ug/m3 | | 99 | 65 - 132 | | |
| Di-isopropyl ether (DIPE) | | | 100 | 101.1 | | ug/m3 | | 97 | 58 - 144 | | |
| Ethyl-t-butyl ether (ETBE) | | | 100 | 102.1 | | ug/m3 | | 98 | 67 - 130 | | |
| Tert-amyl-methyl ether (TAME) | | | 100 | 98.97 | | ug/m3 | | 95 | 70 - 130 | | |
| Ethanol | | | 190 | 217.3 | | ug/m3 | | 115 | 61 - 133 | | |

| *Surrogate* | *LCS %Recovery* | *LCS Qualifier* | *Limits* |
|---|---|---|---|
| *1,2-Dichloroethane-d4 (Surr)* | *101* | | *66 - 132* |
| *4-Bromofluorobenzene (Surr)* | *91* | | *70 - 130* |
| *Toluene-d8 (Surr)* | *99* | | *70 - 130* |

**Lab Sample ID: LCSD 570-232289/5**
**Matrix: Air**
**Analysis Batch: 232289**

**Client Sample ID: Lab Control Sample Dup**
**Prep Type: Total/NA**

| Analyte | | | Spike Added | LCSD Result | LCSD Qualifier | Unit | D | %Rec | %Rec Limits | RPD | RPD Limit |
|---|---|---|---|---|---|---|---|---|---|---|---|
| Benzene | | | 0.0250 | 0.02266 | | ppm v/v | | 91 | 68 - 134 | 2 | 25 |
| Toluene | | | 0.0250 | 0.02208 | | ppm v/v | | 88 | 70 - 130 | 2 | 25 |
| Ethylbenzene | | | 0.0250 | 0.02302 | | ppm v/v | | 92 | 70 - 130 | 1 | 25 |
| m,p-Xylene | | | 0.0500 | 0.04572 | | ppm v/v | | 91 | 70 - 130 | 1 | 25 |
| o-Xylene | | | 0.0250 | 0.02271 | | ppm v/v | | 91 | 68 - 130 | 1 | 25 |
| Methyl-t-Butyl Ether (MTBE) | | | 0.0250 | 0.02404 | | ppm v/v | | 96 | 70 - 130 | 0 | 25 |
| tert-Butyl alcohol (TBA) | | | 0.0500 | 0.04846 | | ppm v/v | | 97 | 65 - 132 | 2 | 25 |
| Di-isopropyl ether (DIPE) | | | 0.0250 | 0.02371 | | ppm v/v | | 95 | 58 - 144 | 2 | 25 |
| Ethyl-t-butyl ether (ETBE) | | | 0.0250 | 0.02400 | | ppm v/v | | 96 | 67 - 130 | 2 | 25 |
| Tert-amyl-methyl ether (TAME) | | | 0.0250 | 0.02343 | | ppm v/v | | 94 | 70 - 130 | 1 | 25 |
| Ethanol | | | 0.100 | 0.09682 | | ppm v/v | | 97 | 61 - 133 | 17 | 25 |
| Analyte | | | Spike Added | LCSD Result | LCSD Qualifier | Unit | D | %Rec | %Rec Limits | RPD | RPD Limit |
| Benzene | | | 80 | 72.39 | | ug/m3 | | 91 | 68 - 134 | 2 | 25 |
| Toluene | | | 94 | 83.21 | | ug/m3 | | 88 | 70 - 130 | 2 | 25 |
| Ethylbenzene | | | 110 | 99.96 | | ug/m3 | | 92 | 70 - 130 | 1 | 25 |
| m,p-Xylene | | | 220 | 198.5 | | ug/m3 | | 91 | 70 - 130 | 1 | 25 |
| o-Xylene | | | 110 | 98.63 | | ug/m3 | | 91 | 68 - 130 | 1 | 25 |
| Methyl-t-Butyl Ether (MTBE) | | | 90 | 86.66 | | ug/m3 | | 96 | 70 - 130 | 0 | 25 |
| tert-Butyl alcohol (TBA) | | | 150 | 146.9 | | ug/m3 | | 97 | 65 - 132 | 2 | 25 |
| Di-isopropyl ether (DIPE) | | | 100 | 99.07 | | ug/m3 | | 95 | 58 - 144 | 2 | 25 |
| Ethyl-t-butyl ether (ETBE) | | | 100 | 100.3 | | ug/m3 | | 96 | 67 - 130 | 2 | 25 |
| Tert-amyl-methyl ether (TAME) | | | 100 | 97.90 | | ug/m3 | | 94 | 70 - 130 | 1 | 25 |
| Ethanol | | | 190 | 182.4 | | ug/m3 | | 97 | 61 - 133 | 17 | 25 |

| *Surrogate* | *LCSD %Recovery* | *LCSD Qualifier* | *Limits* |
|---|---|---|---|
| *1,2-Dichloroethane-d4 (Surr)* | *100* | | *66 - 132* |
| *4-Bromofluorobenzene (Surr)* | *89* | | *70 - 130* |
| *Toluene-d8 (Surr)* | *99* | | *70 - 130* |

# QC Sample Results

Client: Calclean Inc
Project/Site: TRIPLE STOP CHEVRON

Job ID: 570-95060-1

## Method: TO3 - Volatile Organic Compounds in Ambient Air, Cryogenic Pre-Conc Techniques (GC)

**Lab Sample ID: MB 570-232236/3**
**Matrix: Air**
**Analysis Batch: 232236**

**Client Sample ID: Method Blank**
**Prep Type: Total/NA**

| Analyte | MB Result | MB Qualifier | RL | | Unit | D | Prepared | Analyzed | Dil Fac |
|---|---|---|---|---|---|---|---|---|---|
| TPH (as Gasoline) | ND | | 2.0 | | ppm v/v | | | 05/05/22 15:38 | 1 |

| Analyte | MB Result | MB Qualifier | RL | | Unit | D | Prepared | Analyzed | Dil Fac |
|---|---|---|---|---|---|---|---|---|---|
| TPH (as Gasoline) | ND | | 8200 | | ug/m3 | | | 05/05/22 15:38 | 1 |

**Lab Sample ID: LCS 570-232236/2**
**Matrix: Air**
**Analysis Batch: 232236**

**Client Sample ID: Lab Control Sample**
**Prep Type: Total/NA**

| Analyte | | | Spike Added | LCS Result | LCS Qualifier | Unit | D | %Rec | %Rec Limits | | |
|---|---|---|---|---|---|---|---|---|---|---|---|
| TPH (as Gasoline) | | | 200 | 186.1 | | ppm v/v | | 93 | 80 - 120 | | |

| Analyte | | | Spike Added | LCS Result | LCS Qualifier | Unit | D | %Rec | %Rec Limits | | |
|---|---|---|---|---|---|---|---|---|---|---|---|
| TPH (as Gasoline) | | | 820000 | 761100 | | ug/m3 | | 93 | 80 - 120 | | |

**Lab Sample ID: MB 570-232256/3**
**Matrix: Air**
**Analysis Batch: 232256**

**Client Sample ID: Method Blank**
**Prep Type: Total/NA**

| Analyte | MB Result | MB Qualifier | RL | | Unit | D | Prepared | Analyzed | Dil Fac |
|---|---|---|---|---|---|---|---|---|---|
| TPH (as Gasoline) | ND | | 2.0 | | ppm v/v | | | 05/05/22 22:59 | 1 |

| Analyte | MB Result | MB Qualifier | RL | | Unit | D | Prepared | Analyzed | Dil Fac |
|---|---|---|---|---|---|---|---|---|---|
| TPH (as Gasoline) | ND | | 8200 | | ug/m3 | | | 05/05/22 22:59 | 1 |

**Lab Sample ID: LCS 570-232256/2**
**Matrix: Air**
**Analysis Batch: 232256**

**Client Sample ID: Lab Control Sample**
**Prep Type: Total/NA**

| Analyte | | | Spike Added | LCS Result | LCS Qualifier | Unit | D | %Rec | %Rec Limits | | |
|---|---|---|---|---|---|---|---|---|---|---|---|
| TPH (as Gasoline) | | | 200 | 196.7 | | ppm v/v | | 98 | 80 - 120 | | |

| Analyte | | | Spike Added | LCS Result | LCS Qualifier | Unit | D | %Rec | %Rec Limits | | |
|---|---|---|---|---|---|---|---|---|---|---|---|
| TPH (as Gasoline) | | | 820000 | 804600 | | ug/m3 | | 98 | 80 - 120 | | |

**Lab Sample ID: 570-95060-1 DU**
**Matrix: Air**
**Analysis Batch: 232256**

**Client Sample ID: MW-19**
**Prep Type: Total/NA**

| Analyte | Sample Result | Sample Qualifier | | DU Result | DU Qualifier | Unit | D | | | RPD | RPD Limit |
|---|---|---|---|---|---|---|---|---|---|---|---|
| TPH (as Gasoline) | 41 | | | 41.90 | | ppm v/v | | | | 2 | 20 |

| Analyte | Sample Result | Sample Qualifier | | DU Result | DU Qualifier | Unit | D | | | RPD | RPD Limit |
|---|---|---|---|---|---|---|---|---|---|---|---|
| TPH (as Gasoline) | 170000 | | | 171400 | | ug/m3 | | | | 2 | 20 |

# QC Association Summary

Client: Calclean Inc
Project/Site: TRIPLE STOP CHEVRON

Job ID: 570-95060-1

## Air - GC/MS VOA

### Analysis Batch: 231942

| Lab Sample ID | Client Sample ID | Prep Type | Matrix | Method | Prep Batch |
|---|---|---|---|---|---|
| 570-95060-4 - DL | MW-44 | Total/NA | Air | TO-15 | |
| 570-95060-5 | TOTAL INLET | Total/NA | Air | TO-15 | |
| 570-95060-6 | STACK | Total/NA | Air | TO-15 | |
| MB 570-231942/6 | Method Blank | Total/NA | Air | TO-15 | |
| LCS 570-231942/3 | Lab Control Sample | Total/NA | Air | TO-15 | |
| LCSD 570-231942/4 | Lab Control Sample Dup | Total/NA | Air | TO-15 | |

### Analysis Batch: 231944

| Lab Sample ID | Client Sample ID | Prep Type | Matrix | Method | Prep Batch |
|---|---|---|---|---|---|
| 570-95060-2 | MW-42 | Total/NA | Air | TO-15 | |
| 570-95060-3 | MW-43 | Total/NA | Air | TO-15 | |
| 570-95060-4 | MW-44 | Total/NA | Air | TO-15 | |
| MB 570-231944/8 | Method Blank | Total/NA | Air | TO-15 | |
| LCS 570-231944/4 | Lab Control Sample | Total/NA | Air | TO-15 | |
| LCSD 570-231944/5 | Lab Control Sample Dup | Total/NA | Air | TO-15 | |

### Analysis Batch: 231946

| Lab Sample ID | Client Sample ID | Prep Type | Matrix | Method | Prep Batch |
|---|---|---|---|---|---|
| 570-95060-3 - DL | MW-43 | Total/NA | Air | TO-15 | |
| MB 570-231946/9 | Method Blank | Total/NA | Air | TO-15 | |
| LCS 570-231946/5 | Lab Control Sample | Total/NA | Air | TO-15 | |
| LCSD 570-231946/7 | Lab Control Sample Dup | Total/NA | Air | TO-15 | |

### Analysis Batch: 232159

| Lab Sample ID | Client Sample ID | Prep Type | Matrix | Method | Prep Batch |
|---|---|---|---|---|---|
| 570-95060-1 | MW-19 | Total/NA | Air | TO-15 | |
| 570-95060-1 - DL | MW-19 | Total/NA | Air | TO-15 | |
| 570-95060-2 - DL | MW-42 | Total/NA | Air | TO-15 | |
| 570-95060-5 - DL | TOTAL INLET | Total/NA | Air | TO-15 | |
| MB 570-232159/6 | Method Blank | Total/NA | Air | TO-15 | |
| LCS 570-232159/3 | Lab Control Sample | Total/NA | Air | TO-15 | |
| LCSD 570-232159/4 | Lab Control Sample Dup | Total/NA | Air | TO-15 | |

### Analysis Batch: 232285

| Lab Sample ID | Client Sample ID | Prep Type | Matrix | Method | Prep Batch |
|---|---|---|---|---|---|
| 570-95060-5 - DL | TOTAL INLET | Total/NA | Air | TO-15 | |
| MB 570-232285/6 | Method Blank | Total/NA | Air | TO-15 | |
| LCS 570-232285/3 | Lab Control Sample | Total/NA | Air | TO-15 | |
| LCSD 570-232285/4 | Lab Control Sample Dup | Total/NA | Air | TO-15 | |

### Analysis Batch: 232289

| Lab Sample ID | Client Sample ID | Prep Type | Matrix | Method | Prep Batch |
|---|---|---|---|---|---|
| 570-95060-1 - DL | MW-19 | Total/NA | Air | TO-15 | |
| 570-95060-2 - DL | MW-42 | Total/NA | Air | TO-15 | |
| MB 570-232289/7 | Method Blank | Total/NA | Air | TO-15 | |
| LCS 570-232289/4 | Lab Control Sample | Total/NA | Air | TO-15 | |
| LCSD 570-232289/5 | Lab Control Sample Dup | Total/NA | Air | TO-15 | |

# QC Association Summary

Client: Calclean Inc
Project/Site: TRIPLE STOP CHEVRON

Job ID: 570-95060-1

## Air - GC VOA

### Analysis Batch: 232236

| Lab Sample ID | Client Sample ID | Prep Type | Matrix | Method | Prep Batch |
|---|---|---|---|---|---|
| 570-95060-6 | STACK | Total/NA | Air | TO3 | |
| MB 570-232236/3 | Method Blank | Total/NA | Air | TO3 | |
| LCS 570-232236/2 | Lab Control Sample | Total/NA | Air | TO3 | |

### Analysis Batch: 232256

| Lab Sample ID | Client Sample ID | Prep Type | Matrix | Method | Prep Batch |
|---|---|---|---|---|---|
| 570-95060-1 | MW-19 | Total/NA | Air | TO3 | |
| 570-95060-2 | MW-42 | Total/NA | Air | TO3 | |
| 570-95060-3 | MW-43 | Total/NA | Air | TO3 | |
| 570-95060-4 | MW-44 | Total/NA | Air | TO3 | |
| 570-95060-5 | TOTAL INLET | Total/NA | Air | TO3 | |
| MB 570-232256/3 | Method Blank | Total/NA | Air | TO3 | |
| LCS 570-232256/2 | Lab Control Sample | Total/NA | Air | TO3 | |
| 570-95060-1 DU | MW-19 | Total/NA | Air | TO3 | |

# Lab Chronicle

Client: Calclean Inc
Project/Site: TRIPLE STOP CHEVRON

Job ID: 570-95060-1

## Client Sample ID: MW-19

**Lab Sample ID: 570-95060-1**
**Date Collected: 05/02/22 13:10**
**Matrix: Air**
**Date Received: 05/05/22 14:52**

| Prep Type | Batch Type | Batch Method | Run | Dil Factor | Initial Amount | Final Amount | Batch Number | Prepared or Analyzed | Analyst | Lab |
|---|---|---|---|---|---|---|---|---|---|---|
| Total/NA | Analysis | TO-15 | | 1 | 250 mL | 250 mL | 232159 | 05/05/22 23:03 | QD3U | ECL 4 |
| | Instrument ID: GCMSLLL | | | | | | | | | |
| Total/NA | Analysis | TO-15 | DL | 12.5 | 250 mL | 250 mL | 232159 | 05/06/22 01:00 | QD3U | ECL 4 |
| | Instrument ID: GCMSLLL | | | | | | | | | |
| Total/NA | Analysis | TO-15 | DL | 125 | 250 mL | 250 mL | 232289 | 05/07/22 05:13 | QD3U | ECL 4 |
| | Instrument ID: GCMSZZ | | | | | | | | | |
| Total/NA | Analysis | TO3 | | 1 | | | 232256 | 05/05/22 23:50 | UB5N | ECL 4 |
| | Instrument ID: GC13 | | | | | | | | | |

## Client Sample ID: MW-42

**Lab Sample ID: 570-95060-2**
**Date Collected: 05/02/22 13:30**
**Matrix: Air**
**Date Received: 05/05/22 14:52**

| Prep Type | Batch Type | Batch Method | Run | Dil Factor | Initial Amount | Final Amount | Batch Number | Prepared or Analyzed | Analyst | Lab |
|---|---|---|---|---|---|---|---|---|---|---|
| Total/NA | Analysis | TO-15 | | 12.5 | 250 mL | 250 mL | 231944 | 05/05/22 23:36 | UHOG | ECL 4 |
| | Instrument ID: GCMSII | | | | | | | | | |
| Total/NA | Analysis | TO-15 | DL | 250 | 250 mL | 250 mL | 232159 | 05/06/22 00:21 | QD3U | ECL 4 |
| | Instrument ID: GCMSLLL | | | | | | | | | |
| Total/NA | Analysis | TO-15 | DL | 625 | 250 mL | 250 mL | 232289 | 05/07/22 05:54 | QD3U | ECL 4 |
| | Instrument ID: GCMSZZ | | | | | | | | | |
| Total/NA | Analysis | TO3 | | 1 | | | 232256 | 05/05/22 23:41 | UB5N | ECL 4 |
| | Instrument ID: GC13 | | | | | | | | | |

## Client Sample ID: MW-43

**Lab Sample ID: 570-95060-3**
**Date Collected: 05/02/22 13:55**
**Matrix: Air**
**Date Received: 05/05/22 14:52**

| Prep Type | Batch Type | Batch Method | Run | Dil Factor | Initial Amount | Final Amount | Batch Number | Prepared or Analyzed | Analyst | Lab |
|---|---|---|---|---|---|---|---|---|---|---|
| Total/NA | Analysis | TO-15 | | 3.125 | 250 mL | 250 mL | 231944 | 05/05/22 22:55 | UHOG | ECL 4 |
| | Instrument ID: GCMSII | | | | | | | | | |
| Total/NA | Analysis | TO-15 | DL | 100 | 250 mL | 250 mL | 231946 | 05/06/22 00:22 | UHOG | ECL 4 |
| | Instrument ID: GCMSNN | | | | | | | | | |
| Total/NA | Analysis | TO3 | | 1 | | | 232256 | 05/05/22 23:31 | UB5N | ECL 4 |
| | Instrument ID: GC13 | | | | | | | | | |

## Client Sample ID: MW-44

**Lab Sample ID: 570-95060-4**
**Date Collected: 05/02/22 14:15**
**Matrix: Air**
**Date Received: 05/05/22 14:52**

| Prep Type | Batch Type | Batch Method | Run | Dil Factor | Initial Amount | Final Amount | Batch Number | Prepared or Analyzed | Analyst | Lab |
|---|---|---|---|---|---|---|---|---|---|---|
| Total/NA | Analysis | TO-15 | DL | 100 | 250 mL | 250 mL | 231942 | 05/05/22 23:36 | UHOG | ECL 4 |
| | Instrument ID: GCMSAA | | | | | | | | | |
| Total/NA | Analysis | TO-15 | | 6.25 | 250 mL | 250 mL | 231944 | 05/05/22 22:14 | UHOG | ECL 4 |
| | Instrument ID: GCMSII | | | | | | | | | |

# Lab Chronicle

Client: Calclean Inc
Project/Site: TRIPLE STOP CHEVRON

Job ID: 570-95060-1

## Client Sample ID: MW-44
**Date Collected: 05/02/22 14:15**
**Date Received: 05/05/22 14:52**

**Lab Sample ID: 570-95060-4**
**Matrix: Air**

| Prep Type | Batch Type | Batch Method | Run | Dil Factor | Initial Amount | Final Amount | Batch Number | Prepared or Analyzed | Analyst | Lab |
|---|---|---|---|---|---|---|---|---|---|---|
| Total/NA | Analysis | TO3 | | 1 | | | 232256 | 05/05/22 23:20 | UB5N | ECL 4 |

## Client Sample ID: TOTAL INLET
**Date Collected: 05/02/22 14:30**
**Date Received: 05/05/22 14:52**

**Lab Sample ID: 570-95060-5**
**Matrix: Air**

| Prep Type | Batch Type | Batch Method | Run | Dil Factor | Initial Amount | Final Amount | Batch Number | Prepared or Analyzed | Analyst | Lab |
|---|---|---|---|---|---|---|---|---|---|---|
| Total/NA | Analysis | TO-15 | | 12.5 | 250 mL | 250 mL | 231942 | 05/05/22 22:48 | UHOG | ECL 4 |
| | Instrument ID: | GCMSAA | | | | | | | | |
| Total/NA | Analysis | TO-15 | DL | 500 | 250 mL | 250 mL | 232285 | 05/06/22 19:50 | QD3U | ECL 4 |
| | Instrument ID: | GCMSAA | | | | | | | | |
| Total/NA | Analysis | TO-15 | DL | 125 | 250 mL | 250 mL | 232159 | 05/05/22 23:42 | QD3U | ECL 4 |
| | Instrument ID: | GCMSLLL | | | | | | | | |
| Total/NA | Analysis | TO3 | | 1 | | | 232256 | 05/05/22 23:11 | UB5N | ECL 4 |
| | Instrument ID: | GC13 | | | | | | | | |

## Client Sample ID: STACK
**Date Collected: 05/02/22 14:50**
**Date Received: 05/05/22 14:52**

**Lab Sample ID: 570-95060-6**
**Matrix: Air**

| Prep Type | Batch Type | Batch Method | Run | Dil Factor | Initial Amount | Final Amount | Batch Number | Prepared or Analyzed | Analyst | Lab |
|---|---|---|---|---|---|---|---|---|---|---|
| Total/NA | Analysis | TO-15 | | 1 | 250 mL | 250 mL | 231942 | 05/05/22 22:06 | UHOG | ECL 4 |
| | Instrument ID: | GCMSAA | | | | | | | | |
| Total/NA | Analysis | TO3 | | 1 | | | 232236 | 05/05/22 20:14 | UB5N | ECL 4 |
| | Instrument ID: | GC13 | | | | | | | | |

**Laboratory References:**
ECL 4 = Eurofins Calscience Tustin, 2841 Dow Avenue, Tustin, CA 92780, TEL (714)895-5494

# Accreditation/Certification Summary

Client: Calclean Inc
Project/Site: TRIPLE STOP CHEVRON

Job ID: 570-95060-1

## Laboratory: Eurofins Calscience

The accreditations/certifications listed below are applicable to this report.

| Authority | Program | Identification Number | Expiration Date |
|---|---|---|---|
| Oregon | NELAP | CA300001 | 01-31-23 |

# Method Summary

Client: Calclean Inc
Project/Site: TRIPLE STOP CHEVRON

Job ID: 570-95060-1

| Method | Method Description | Protocol | Laboratory |
|---|---|---|---|
| TO-15 | Volatile Organic Compounds in Ambient Air | EPA | ECL 4 |
| TO3 | Volatile Organic Compounds in Ambient Air, Cryogenic Pre-Conc Techniques (GC) | EPA | ECL 4 |

**Protocol References:**

EPA = US Environmental Protection Agency

**Laboratory References:**

ECL 4 = Eurofins Calscience  Tustin, 2841 Dow Avenue, Tustin, CA 92780, TEL (714)895-5494

# Sample Summary

Client: Calclean Inc
Project/Site: TRIPLE STOP CHEVRON

Job ID: 570-95060-1

| Lab Sample ID | Client Sample ID | Matrix | Collected | Received |
|---|---|---|---|---|
| 570-95060-1 | MW-19 | Air | 05/02/22 13:10 | 05/05/22 14:52 |
| 570-95060-2 | MW-42 | Air | 05/02/22 13:30 | 05/05/22 14:52 |
| 570-95060-3 | MW-43 | Air | 05/02/22 13:55 | 05/05/22 14:52 |
| 570-95060-4 | MW-44 | Air | 05/02/22 14:15 | 05/05/22 14:52 |
| 570-95060-5 | TOTAL INLET | Air | 05/02/22 14:30 | 05/05/22 14:52 |
| 570-95060-6 | STACK | Air | 05/02/22 14:50 | 05/05/22 14:52 |

95060

# CHAIN OF CUSTODY RECORD

eurofins | Calscience

7440 Lincoln Way, Garden Grove, CA 92841-1427 • (714) 895-5494
For courier service / sample drop off information, contact us26_sales@eurofinsus.com or call us.

570-95060 Chain of Custody

DATE: 5/5/2022

PAGE: 1 OF 1

LABORATORY CLIENT: CALCLEAN, INC.

ADDRESS: 1790 N. CASE STREET

CITY: ORANGE STATE: CA ZIP: 92865

TEL: 714-921-1234 E-MAIL: noelshenoi@calclean com

CLIENT PROJECT NAME / NUMBER: TRIPLE STOP CHEVRON

P.O. NO

PROJECT CONTACT: NOEL SHENOI (714) 936-2706

SAMPLER(S): (PRINT) JOHN OMALLEY

TURNAROUND TIME (Rush surcharges may apply to any TAT not "STANDARD"):
☐ SAME DAY ☐ 24 HR ☐ 48 HR ☐ 72 HR ☐ 5 DAYS ☑ STANDARD

~~☐ COELT EDF~~

GLOBAL ID:

LOG CODE:

SPECIAL INSTRUCTIONS: ppmv & ug/m3

## REQUESTED ANALYSES

Please check box or fill in blank as needed

| LAB USE ONLY | SAMPLE ID | SAMPLING DATE | SAMPLING TIME | MATRIX | NO. OF CONT | Unpreserved | Preserved | Field Filtered | TPH-G (8015) | BTEX/MTBE (8021) | BTEX/OXYS (8260B) | | TPH-G,BTEX+OXYS (8260B) | FULL SCAN (8260B) | TPH-G,FULL SCAN (8260B) | TPH-G (TO-3M) | BTEX, OXYS (TO-15) |
|---|---|---|---|---|---|---|---|---|---|---|---|---|---|---|---|---|---|
| 1 | MW-19 | 5/2/22 | 1310 | A | 1 | X | | | | | | | | | | X | X |
| 2 | MW-42 | ↓ | 1330 | ↓ | ↓ | ↓ | | | | | | | | | | ↓ | ↓ |
| 3 | MW-43 | ↓ | 1355 | ↓ | ↓ | ↓ | | | | | | | | | | ↓ | ↓ |
| 4 | MW-44 | ↓ | 1415 | ↓ | ↓ | ↓ | | | | | | | | | | ↓ | ↓ |
| 5 | TOTAL INLET | ↓ | 1430 | ↓ | ↓ | ↓ | | | | | | | | | | ↓ | ↓ |
| 6 | STACK | ↓ | 1450 | ↓ | ↓ | ↓ | | | | | | | | | | ↓ | ↓ |

| Relinquished by (Signature) | Received by (Signature/Affiliation) | Date | Time |
|---|---|---|---|
| Noll Shenoi | F. E CI | 5/5/2022 | 14:52 |
| Relinquished by (Signature) | Received by (Signature/Affiliation) | Date | Time |
| Relinquished by (Signature) | Received by (Signature/Affiliation) | Date | Time |

Page 37 of 38

5/11/2022

06/02/14 Revision

# Login Sample Receipt Checklist

Client: Calclean Inc

Job Number: 570-95060-1

**Login Number: 95060**
**List Number: 1**
**Creator: Cortez Diaz, Antonio**

**List Source: Eurofins Calscience**

| Question | Answer | Comment |
|---|---|---|
| Radioactivity wasn't checked or is </= background as measured by a survey meter. | N/A | |
| The cooler's custody seal, if present, is intact. | True | |
| Sample custody seals, if present, are intact. | True | |
| The cooler or samples do not appear to have been compromised or tampered with. | True | |
| Samples were received on ice. | False | Thermal preservation not required. |
| Cooler Temperature is acceptable. | True | |
| Cooler Temperature is recorded. | True | |
| COC is present. | True | |
| COC is filled out in ink and legible. | True | |
| COC is filled out with all pertinent information. | True | |
| Is the Field Sampler's name present on COC? | True | |
| There are no discrepancies between the containers received and the COC. | True | |
| Samples are received within Holding Time (excluding tests with immediate HTs) | True | |
| Sample containers have legible labels. | True | |
| Containers are not broken or leaking. | True | |
| Sample collection date/times are provided. | True | |
| Appropriate sample containers are used. | True | |
| Sample bottles are completely filled. | True | |
| Sample Preservation Verified. | True | |
| There is sufficient vol. for all requested analyses, incl. any requested MS/MSDs | True | |
| Containers requiring zero headspace have no headspace or bubble is <6mm (1/4"). | True | |
| Multiphasic samples are not present. | True | |
| Samples do not require splitting or compositing. | True | |
| Residual Chlorine Checked. | N/A | |

eurofins | Environment Testing America

# ANALYTICAL REPORT

Eurofins Calscience
2841 Dow Avenue, Suite 100
Tustin, CA 92780
Tel: (714)895-5494

Laboratory Job ID: 570-96352-1
Client Project/Site: TRIPLE STOP CHEVRON

For:
Calclean Inc
1790 N. Case St
Orange, California 92865

Attn: Noel Shenoi

*Authorized for release by:*
*5/24/2022 10:49:54 AM*

Cecile de Guia, Project Manager I
(714)895-5494
Cecile.deGuia@et.eurofinsus.com



# Table of Contents

## Glossary

| Abbreviation | These commonly used abbreviations may or may not be present in this report. |
|---|---|
| ¤ | Listed under the "D" column to designate that the result is reported on a dry weight basis |
| %R | Percent Recovery |
| CFL | Contains Free Liquid |
| CFU | Colony Forming Unit |
| CNF | Contains No Free Liquid |
| DER | Duplicate Error Ratio (normalized absolute difference) |
| Dil Fac | Dilution Factor |
| DL | Detection Limit (DoD/DOE) |
| DL, RA, RE, IN | Indicates a Dilution, Re-analysis, Re-extraction, or additional Initial metals/anion analysis of the sample |
| DLC | Decision Level Concentration (Radiochemistry) |
| EDL | Estimated Detection Limit (Dioxin) |
| LOD | Limit of Detection (DoD/DOE) |
| LOQ | Limit of Quantitation (DoD/DOE) |
| MCL | EPA recommended "Maximum Contaminant Level" |
| MDA | Minimum Detectable Activity (Radiochemistry) |
| MDC | Minimum Detectable Concentration (Radiochemistry) |
| MDL | Method Detection Limit |
| ML | Minimum Level (Dioxin) |
| MPN | Most Probable Number |
| MQL | Method Quantitation Limit |
| NC | Not Calculated |
| ND | Not Detected at the reporting limit (or MDL or EDL if shown) |
| NEG | Negative / Absent |
| POS | Positive / Present |
| PQL | Practical Quantitation Limit |
| PRES | Presumptive |
| QC | Quality Control |
| RER | Relative Error Ratio (Radiochemistry) |
| RL | Reporting Limit or Requested Limit (Radiochemistry) |
| RPD | Relative Percent Difference, a measure of the relative difference between two points |
| TEF | Toxicity Equivalent Factor (Dioxin) |
| TEQ | Toxicity Equivalent Quotient (Dioxin) |
| TNTC | Too Numerous To Count |

## Job ID: 570-96352-1

### Laboratory: Eurofins Calscience

**Narrative**

**Job Narrative**
**570-96352-1**

**Comments**
Please note that one or more samples in the following analytical report have exceeded the laboratory recommended holding time for tedlar bags (3 days). As per client-specific program requirements, associated qualifiers concerning holding time have been removed.

No additional comments.

**Receipt**
The samples were received on 5/17/2022 3:20 PM. Unless otherwise noted below, the samples arrived in good condition, and where required, properly preserved and on ice. The temperature of the cooler at receipt was 22.0º C.

**Air Toxics**
No analytical or quality issues were noted, other than those described in the Definitions/Glossary page.

# Detection Summary

Client: Calclean Inc
Project/Site: TRIPLE STOP CHEVRON

Job ID: 570-96352-1

## Client Sample ID: TOTAL INLET — Lab Sample ID: 570-96352-1

| Analyte | Result | Qualifier | RL | | Unit | Dil Fac | D | Method | Prep Type |
|---|---|---|---|---|---|---|---|---|---|
| Benzene | 4.4 | | 0.050 | | ppm v/v | 100 | | TO-15 | Total/NA |
| Ethylbenzene | 0.24 | | 0.050 | | ppm v/v | 100 | | TO-15 | Total/NA |
| m,p-Xylene | 0.55 | | 0.20 | | ppm v/v | 100 | | TO-15 | Total/NA |
| o-Xylene | 0.15 | | 0.050 | | ppm v/v | 100 | | TO-15 | Total/NA |
| Xylenes, Total | 0.70 | | 0.25 | | ppm v/v | 100 | | TO-15 | Total/NA |
| TPH (as Gasoline) | 23 | | 2.0 | | ppm v/v | 1 | | TO3 | Total/NA |

| Analyte | Result | Qualifier | RL | | Unit | Dil Fac | D | Method | Prep Type |
|---|---|---|---|---|---|---|---|---|---|
| Benzene | 14000 | | 160 | | ug/m3 | 100 | | TO-15 | Total/NA |
| Ethylbenzene | 1000 | | 220 | | ug/m3 | 100 | | TO-15 | Total/NA |
| m,p-Xylene | 2400 | | 870 | | ug/m3 | 100 | | TO-15 | Total/NA |
| o-Xylene | 650 | | 220 | | ug/m3 | 100 | | TO-15 | Total/NA |
| Xylenes, Total | 3000 | | 1100 | | ug/m3 | 100 | | TO-15 | Total/NA |
| TPH (as Gasoline) | 95000 | | 8200 | | ug/m3 | 1 | | TO3 | Total/NA |

## Client Sample ID: TOTAL INLET — Lab Sample ID: 570-96352-2

| Analyte | Result | Qualifier | RL | | Unit | Dil Fac | D | Method | Prep Type |
|---|---|---|---|---|---|---|---|---|---|
| Benzene | 1.5 | | 0.050 | | ppm v/v | 100 | | TO-15 | Total/NA |
| Ethylbenzene | 0.13 | | 0.050 | | ppm v/v | 100 | | TO-15 | Total/NA |
| m,p-Xylene | 0.33 | | 0.20 | | ppm v/v | 100 | | TO-15 | Total/NA |
| o-Xylene | 0.098 | | 0.050 | | ppm v/v | 100 | | TO-15 | Total/NA |
| Xylenes, Total | 0.43 | | 0.25 | | ppm v/v | 100 | | TO-15 | Total/NA |
| TPH (as Gasoline) | 11 | | 2.0 | | ppm v/v | 1 | | TO3 | Total/NA |

| Analyte | Result | Qualifier | RL | | Unit | Dil Fac | D | Method | Prep Type |
|---|---|---|---|---|---|---|---|---|---|
| Benzene | 4700 | | 160 | | ug/m3 | 100 | | TO-15 | Total/NA |
| Ethylbenzene | 550 | | 220 | | ug/m3 | 100 | | TO-15 | Total/NA |
| m,p-Xylene | 1400 | | 870 | | ug/m3 | 100 | | TO-15 | Total/NA |
| o-Xylene | 420 | | 220 | | ug/m3 | 100 | | TO-15 | Total/NA |
| Xylenes, Total | 1900 | | 1100 | | ug/m3 | 100 | | TO-15 | Total/NA |
| TPH (as Gasoline) | 44000 | | 8200 | | ug/m3 | 1 | | TO3 | Total/NA |

This Detection Summary does not include radiochemical test results.

# Client Sample Results

Client: Calclean Inc
Project/Site: TRIPLE STOP CHEVRON

Job ID: 570-96352-1

## Method: TO-15 - Volatile Organic Compounds in Ambient Air

**Client Sample ID: TOTAL INLET**
**Date Collected: 05/09/22 12:00**
**Date Received: 05/17/22 15:20**
**Sample Container: Tedlar Bag 1L**

**Lab Sample ID: 570-96352-1**
**Matrix: Air**

| Analyte | Result | Qualifier | RL | | Unit | D | Prepared | Analyzed | Dil Fac |
|---|---|---|---|---|---|---|---|---|---|
| **Benzene** | **4.4** | | 0.050 | | ppm v/v | | | 05/19/22 15:25 | 100 |
| Toluene | ND | | 0.50 | | ppm v/v | | | 05/19/22 15:25 | 100 |
| **Ethylbenzene** | **0.24** | | 0.050 | | ppm v/v | | | 05/19/22 15:25 | 100 |
| **m,p-Xylene** | **0.55** | | 0.20 | | ppm v/v | | | 05/19/22 15:25 | 100 |
| **o-Xylene** | **0.15** | | 0.050 | | ppm v/v | | | 05/19/22 15:25 | 100 |
| **Xylenes, Total** | **0.70** | | 0.25 | | ppm v/v | | | 05/19/22 15:25 | 100 |
| Methyl-t-Butyl Ether (MTBE) | ND | | 0.20 | | ppm v/v | | | 05/19/22 15:25 | 100 |
| tert-Butyl alcohol (TBA) | ND | | 0.50 | | ppm v/v | | | 05/19/22 15:25 | 100 |
| Di-isopropyl ether (DIPE) | ND | | 0.20 | | ppm v/v | | | 05/19/22 15:25 | 100 |
| Ethyl-t-butyl ether (ETBE) | ND | | 0.20 | | ppm v/v | | | 05/19/22 15:25 | 100 |
| Tert-amyl-methyl ether (TAME) | ND | | 0.20 | | ppm v/v | | | 05/19/22 15:25 | 100 |
| Ethanol | ND | | 5.0 | | ppm v/v | | | 05/19/22 15:25 | 100 |

| Analyte | Result | Qualifier | RL | | Unit | D | Prepared | Analyzed | Dil Fac |
|---|---|---|---|---|---|---|---|---|---|
| **Benzene** | **14000** | | 160 | | ug/m3 | | | 05/19/22 15:25 | 100 |
| Toluene | ND | | 1900 | | ug/m3 | | | 05/19/22 15:25 | 100 |
| **Ethylbenzene** | **1000** | | 220 | | ug/m3 | | | 05/19/22 15:25 | 100 |
| **m,p-Xylene** | **2400** | | 870 | | ug/m3 | | | 05/19/22 15:25 | 100 |
| **o-Xylene** | **650** | | 220 | | ug/m3 | | | 05/19/22 15:25 | 100 |
| **Xylenes, Total** | **3000** | | 1100 | | ug/m3 | | | 05/19/22 15:25 | 100 |
| Methyl-t-Butyl Ether (MTBE) | ND | | 720 | | ug/m3 | | | 05/19/22 15:25 | 100 |
| tert-Butyl alcohol (TBA) | ND | | 1500 | | ug/m3 | | | 05/19/22 15:25 | 100 |
| Di-isopropyl ether (DIPE) | ND | | 840 | | ug/m3 | | | 05/19/22 15:25 | 100 |
| Ethyl-t-butyl ether (ETBE) | ND | | 840 | | ug/m3 | | | 05/19/22 15:25 | 100 |
| Tert-amyl-methyl ether (TAME) | ND | | 840 | | ug/m3 | | | 05/19/22 15:25 | 100 |
| Ethanol | ND | | 9400 | | ug/m3 | | | 05/19/22 15:25 | 100 |

| *Surrogate* | *%Recovery* | *Qualifier* | *Limits* | | *Prepared* | *Analyzed* | *Dil Fac* |
|---|---|---|---|---|---|---|---|
| *1,2-Dichloroethane-d4 (Surr)* | *105* | | *66 - 132* | | | *05/19/22 15:25* | *100* |
| *4-Bromofluorobenzene (Surr)* | *109* | | *70 - 130* | | | *05/19/22 15:25* | *100* |
| *Toluene-d8 (Surr)* | *110* | | *70 - 130* | | | *05/19/22 15:25* | *100* |

**Client Sample ID: TOTAL INLET**
**Date Collected: 05/10/22 16:30**
**Date Received: 05/17/22 15:20**
**Sample Container: Tedlar Bag 1L**

**Lab Sample ID: 570-96352-2**
**Matrix: Air**

| Analyte | Result | Qualifier | RL | | Unit | D | Prepared | Analyzed | Dil Fac |
|---|---|---|---|---|---|---|---|---|---|
| **Benzene** | **1.5** | | 0.050 | | ppm v/v | | | 05/19/22 16:13 | 100 |
| Toluene | ND | | 0.50 | | ppm v/v | | | 05/19/22 16:13 | 100 |
| **Ethylbenzene** | **0.13** | | 0.050 | | ppm v/v | | | 05/19/22 16:13 | 100 |
| **m,p-Xylene** | **0.33** | | 0.20 | | ppm v/v | | | 05/19/22 16:13 | 100 |
| **o-Xylene** | **0.098** | | 0.050 | | ppm v/v | | | 05/19/22 16:13 | 100 |
| **Xylenes, Total** | **0.43** | | 0.25 | | ppm v/v | | | 05/19/22 16:13 | 100 |
| Methyl-t-Butyl Ether (MTBE) | ND | | 0.20 | | ppm v/v | | | 05/19/22 16:13 | 100 |
| tert-Butyl alcohol (TBA) | ND | | 0.50 | | ppm v/v | | | 05/19/22 16:13 | 100 |
| Di-isopropyl ether (DIPE) | ND | | 0.20 | | ppm v/v | | | 05/19/22 16:13 | 100 |
| Ethyl-t-butyl ether (ETBE) | ND | | 0.20 | | ppm v/v | | | 05/19/22 16:13 | 100 |
| Tert-amyl-methyl ether (TAME) | ND | | 0.20 | | ppm v/v | | | 05/19/22 16:13 | 100 |
| Ethanol | ND | | 5.0 | | ppm v/v | | | 05/19/22 16:13 | 100 |

# Client Sample Results

Client: Calclean Inc
Project/Site: TRIPLE STOP CHEVRON

Job ID: 570-96352-1

## Method: TO-15 - Volatile Organic Compounds in Ambient Air (Continued)

| Analyte | Result | Qualifier | RL | | Unit | D | Prepared | Analyzed | Dil Fac |
|---|---|---|---|---|---|---|---|---|---|
| **Benzene** | **4700** | | 160 | | ug/m3 | | | 05/19/22 16:13 | 100 |
| Toluene | ND | | 1900 | | ug/m3 | | | 05/19/22 16:13 | 100 |
| **Ethylbenzene** | **550** | | 220 | | ug/m3 | | | 05/19/22 16:13 | 100 |
| **m,p-Xylene** | **1400** | | 870 | | ug/m3 | | | 05/19/22 16:13 | 100 |
| **o-Xylene** | **420** | | 220 | | ug/m3 | | | 05/19/22 16:13 | 100 |
| **Xylenes, Total** | **1900** | | 1100 | | ug/m3 | | | 05/19/22 16:13 | 100 |
| Methyl-t-Butyl Ether (MTBE) | ND | | 720 | | ug/m3 | | | 05/19/22 16:13 | 100 |
| tert-Butyl alcohol (TBA) | ND | | 1500 | | ug/m3 | | | 05/19/22 16:13 | 100 |
| Di-isopropyl ether (DIPE) | ND | | 840 | | ug/m3 | | | 05/19/22 16:13 | 100 |
| Ethyl-t-butyl ether (ETBE) | ND | | 840 | | ug/m3 | | | 05/19/22 16:13 | 100 |
| Tert-amyl-methyl ether (TAME) | ND | | 840 | | ug/m3 | | | 05/19/22 16:13 | 100 |
| Ethanol | ND | | 9400 | | ug/m3 | | | 05/19/22 16:13 | 100 |

| *Surrogate* | *%Recovery* | *Qualifier* | *Limits* | *Prepared* | *Analyzed* | *Dil Fac* |
|---|---|---|---|---|---|---|
| *1,2-Dichloroethane-d4 (Surr)* | *105* | | *66 - 132* | | *05/19/22 16:13* | *100* |
| *4-Bromofluorobenzene (Surr)* | *111* | | *70 - 130* | | *05/19/22 16:13* | *100* |
| *Toluene-d8 (Surr)* | *111* | | *70 - 130* | | *05/19/22 16:13* | *100* |

# Client Sample Results

Client: Calclean Inc
Project/Site: TRIPLE STOP CHEVRON

Job ID: 570-96352-1

## Method: TO3 - Volatile Organic Compounds in Ambient Air, Cryogenic Pre-Conc Techniques (GC)

**Client Sample ID: TOTAL INLET**
**Date Collected: 05/09/22 12:00**
**Date Received: 05/17/22 15:20**
**Sample Container: Tedlar Bag 1L**

**Lab Sample ID: 570-96352-1**
**Matrix: Air**

| Analyte | Result | Qualifier | RL | | Unit | D | Prepared | Analyzed | Dil Fac |
|---|---|---|---|---|---|---|---|---|---|
| TPH (as Gasoline) | 23 | | 2.0 | | ppm v/v | | | 05/18/22 11:29 | 1 |

| Analyte | Result | Qualifier | RL | | Unit | D | Prepared | Analyzed | Dil Fac |
|---|---|---|---|---|---|---|---|---|---|
| TPH (as Gasoline) | 95000 | | 8200 | | ug/m3 | | | 05/18/22 11:29 | 1 |

**Client Sample ID: TOTAL INLET**
**Date Collected: 05/10/22 16:30**
**Date Received: 05/17/22 15:20**
**Sample Container: Tedlar Bag 1L**

**Lab Sample ID: 570-96352-2**
**Matrix: Air**

| Analyte | Result | Qualifier | RL | | Unit | D | Prepared | Analyzed | Dil Fac |
|---|---|---|---|---|---|---|---|---|---|
| TPH (as Gasoline) | 11 | | 2.0 | | ppm v/v | | | 05/18/22 11:38 | 1 |

| Analyte | Result | Qualifier | RL | | Unit | D | Prepared | Analyzed | Dil Fac |
|---|---|---|---|---|---|---|---|---|---|
| TPH (as Gasoline) | 44000 | | 8200 | | ug/m3 | | | 05/18/22 11:38 | 1 |

# Surrogate Summary

Client: Calclean Inc
Project/Site: TRIPLE STOP CHEVRON

Job ID: 570-96352-1

## Method: TO-15 - Volatile Organic Compounds in Ambient Air

**Matrix: Air** **Prep Type: Total/NA**

| | | Percent Surrogate Recovery (Acceptance Limits) | | |
|---|---|---|---|---|
| | | DCA | BFB | TOL |
| **Lab Sample ID** | **Client Sample ID** | **(66-132)** | **(70-130)** | **(70-130)** |
| 570-96352-1 | TOTAL INLET | 105 | 109 | 110 |
| 570-96352-2 | TOTAL INLET | 105 | 111 | 111 |
| LCS 570-235431/3 | Lab Control Sample | 105 | 103 | 100 |
| LCSD 570-235431/4 | Lab Control Sample Dup | 105 | 106 | 100 |
| MB 570-235431/6 | Method Blank | 104 | 109 | 102 |

**Surrogate Legend**

DCA = 1,2-Dichloroethane-d4 (Surr)
BFB = 4-Bromofluorobenzene (Surr)
TOL = Toluene-d8 (Surr)

## Method: TO-15 - Volatile Organic Compounds in Ambient Air

**Lab Sample ID: MB 570-235431/6**
**Matrix: Air**
**Analysis Batch: 235431**

**Client Sample ID: Method Blank**
**Prep Type: Total/NA**

| Analyte | MB Result | MB Qualifier | RL | | Unit | D | Prepared | Analyzed | Dil Fac |
|---|---|---|---|---|---|---|---|---|---|
| Benzene | ND | | 0.00050 | | ppm v/v | | | 05/19/22 14:24 | 1 |
| Toluene | ND | | 0.0050 | | ppm v/v | | | 05/19/22 14:24 | 1 |
| Ethylbenzene | ND | | 0.00050 | | ppm v/v | | | 05/19/22 14:24 | 1 |
| m,p-Xylene | ND | | 0.0020 | | ppm v/v | | | 05/19/22 14:24 | 1 |
| o-Xylene | ND | | 0.00050 | | ppm v/v | | | 05/19/22 14:24 | 1 |
| Xylenes, Total | ND | | 0.0025 | | ppm v/v | | | 05/19/22 14:24 | 1 |
| Methyl-t-Butyl Ether (MTBE) | ND | | 0.0020 | | ppm v/v | | | 05/19/22 14:24 | 1 |
| tert-Butyl alcohol (TBA) | ND | | 0.0050 | | ppm v/v | | | 05/19/22 14:24 | 1 |
| Di-isopropyl ether (DIPE) | ND | | 0.0020 | | ppm v/v | | | 05/19/22 14:24 | 1 |
| Ethyl-t-butyl ether (ETBE) | ND | | 0.0020 | | ppm v/v | | | 05/19/22 14:24 | 1 |
| Tert-amyl-methyl ether (TAME) | ND | | 0.0020 | | ppm v/v | | | 05/19/22 14:24 | 1 |
| Ethanol | ND | | 0.050 | | ppm v/v | | | 05/19/22 14:24 | 1 |

| Analyte | MB Result | MB Qualifier | RL | | Unit | D | Prepared | Analyzed | Dil Fac |
|---|---|---|---|---|---|---|---|---|---|
| Benzene | ND | | 1.6 | | ug/m3 | | | 05/19/22 14:24 | 1 |
| Toluene | ND | | 19 | | ug/m3 | | | 05/19/22 14:24 | 1 |
| Ethylbenzene | ND | | 2.2 | | ug/m3 | | | 05/19/22 14:24 | 1 |
| m,p-Xylene | ND | | 8.7 | | ug/m3 | | | 05/19/22 14:24 | 1 |
| o-Xylene | ND | | 2.2 | | ug/m3 | | | 05/19/22 14:24 | 1 |
| Xylenes, Total | ND | | 11 | | ug/m3 | | | 05/19/22 14:24 | 1 |
| Methyl-t-Butyl Ether (MTBE) | ND | | 7.2 | | ug/m3 | | | 05/19/22 14:24 | 1 |
| tert-Butyl alcohol (TBA) | ND | | 15 | | ug/m3 | | | 05/19/22 14:24 | 1 |
| Di-isopropyl ether (DIPE) | ND | | 8.4 | | ug/m3 | | | 05/19/22 14:24 | 1 |
| Ethyl-t-butyl ether (ETBE) | ND | | 8.4 | | ug/m3 | | | 05/19/22 14:24 | 1 |
| Tert-amyl-methyl ether (TAME) | ND | | 8.4 | | ug/m3 | | | 05/19/22 14:24 | 1 |
| Ethanol | ND | | 94 | | ug/m3 | | | 05/19/22 14:24 | 1 |

| *Surrogate* | *MB %Recovery* | *MB Qualifier* | *Limits* | *Prepared* | *Analyzed* | *Dil Fac* |
|---|---|---|---|---|---|---|
| *1,2-Dichloroethane-d4 (Surr)* | *104* | | *66 - 132* | | *05/19/22 14:24* | *1* |
| *4-Bromofluorobenzene (Surr)* | *109* | | *70 - 130* | | *05/19/22 14:24* | *1* |
| *Toluene-d8 (Surr)* | *102* | | *70 - 130* | | *05/19/22 14:24* | *1* |

**Lab Sample ID: LCS 570-235431/3**
**Matrix: Air**
**Analysis Batch: 235431**

**Client Sample ID: Lab Control Sample**
**Prep Type: Total/NA**

| Analyte | Spike Added | LCS Result | LCS Qualifier | Unit | D | %Rec | %Rec Limits |
|---|---|---|---|---|---|---|---|
| Benzene | 0.0250 | 0.02475 | | ppm v/v | | 99 | 68 - 134 |
| Toluene | 0.0250 | 0.02584 | | ppm v/v | | 103 | 70 - 130 |
| Ethylbenzene | 0.0250 | 0.02564 | | ppm v/v | | 103 | 70 - 130 |
| m,p-Xylene | 0.0500 | 0.05132 | | ppm v/v | | 103 | 70 - 130 |
| o-Xylene | 0.0250 | 0.02545 | | ppm v/v | | 102 | 68 - 130 |
| Methyl-t-Butyl Ether (MTBE) | 0.0250 | 0.02469 | | ppm v/v | | 99 | 70 - 130 |
| tert-Butyl alcohol (TBA) | 0.0500 | 0.05042 | | ppm v/v | | 101 | 65 - 132 |
| Di-isopropyl ether (DIPE) | 0.0250 | 0.02568 | | ppm v/v | | 103 | 58 - 144 |
| Ethyl-t-butyl ether (ETBE) | 0.0250 | 0.02597 | | ppm v/v | | 104 | 67 - 130 |
| Tert-amyl-methyl ether (TAME) | 0.0250 | 0.02539 | | ppm v/v | | 102 | 70 - 130 |
| Ethanol | 0.100 | 0.1011 | | ppm v/v | | 101 | 61 - 133 |

## Method: TO-15 - Volatile Organic Compounds in Ambient Air (Continued)

| Analyte | | | Spike Added | LCS Result | LCS Qualifier | Unit | D | %Rec | %Rec Limits | | |
|---|---|---|---|---|---|---|---|---|---|---|---|
| Benzene | | | 80 | 79.05 | | ug/m3 | | 99 | 68 - 134 | | |
| Toluene | | | 94 | 97.37 | | ug/m3 | | 103 | 70 - 130 | | |
| Ethylbenzene | | | 110 | 111.3 | | ug/m3 | | 103 | 70 - 130 | | |
| m,p-Xylene | | | 220 | 222.9 | | ug/m3 | | 103 | 70 - 130 | | |
| o-Xylene | | | 110 | 110.5 | | ug/m3 | | 102 | 68 - 130 | | |
| Methyl-t-Butyl Ether (MTBE) | | | 90 | 89.00 | | ug/m3 | | 99 | 70 - 130 | | |
| tert-Butyl alcohol (TBA) | | | 150 | 152.8 | | ug/m3 | | 101 | 65 - 132 | | |
| Di-isopropyl ether (DIPE) | | | 100 | 107.3 | | ug/m3 | | 103 | 58 - 144 | | |
| Ethyl-t-butyl ether (ETBE) | | | 100 | 108.5 | | ug/m3 | | 104 | 67 - 130 | | |
| Tert-amyl-methyl ether (TAME) | | | 100 | 106.1 | | ug/m3 | | 102 | 70 - 130 | | |
| Ethanol | | | 190 | 190.5 | | ug/m3 | | 101 | 61 - 133 | | |

| *Surrogate* | *LCS %Recovery* | *LCS Qualifier* | *Limits* |
|---|---|---|---|
| *1,2-Dichloroethane-d4 (Surr)* | *105* | | *66 - 132* |
| *4-Bromofluorobenzene (Surr)* | *103* | | *70 - 130* |
| *Toluene-d8 (Surr)* | *100* | | *70 - 130* |

**Lab Sample ID: LCSD 570-235431/4**
**Matrix: Air**
**Analysis Batch: 235431**

**Client Sample ID: Lab Control Sample Dup**
**Prep Type: Total/NA**

| Analyte | | | Spike Added | LCSD Result | LCSD Qualifier | Unit | D | %Rec | %Rec Limits | RPD | RPD Limit |
|---|---|---|---|---|---|---|---|---|---|---|---|
| Benzene | | | 0.0250 | 0.02369 | | ppm v/v | | 95 | 68 - 134 | 4 | 25 |
| Toluene | | | 0.0250 | 0.02480 | | ppm v/v | | 99 | 70 - 130 | 4 | 25 |
| Ethylbenzene | | | 0.0250 | 0.02501 | | ppm v/v | | 100 | 70 - 130 | 2 | 25 |
| m,p-Xylene | | | 0.0500 | 0.04948 | | ppm v/v | | 99 | 70 - 130 | 4 | 25 |
| o-Xylene | | | 0.0250 | 0.02455 | | ppm v/v | | 98 | 68 - 130 | 4 | 25 |
| Methyl-t-Butyl Ether (MTBE) | | | 0.0250 | 0.02370 | | ppm v/v | | 95 | 70 - 130 | 4 | 25 |
| tert-Butyl alcohol (TBA) | | | 0.0500 | 0.04778 | | ppm v/v | | 96 | 65 - 132 | 5 | 25 |
| Di-isopropyl ether (DIPE) | | | 0.0250 | 0.02449 | | ppm v/v | | 98 | 58 - 144 | 5 | 25 |
| Ethyl-t-butyl ether (ETBE) | | | 0.0250 | 0.02472 | | ppm v/v | | 99 | 67 - 130 | 5 | 25 |
| Tert-amyl-methyl ether (TAME) | | | 0.0250 | 0.02409 | | ppm v/v | | 96 | 70 - 130 | 5 | 25 |
| Ethanol | | | 0.100 | 0.09525 | | ppm v/v | | 95 | 61 - 133 | 6 | 25 |
| Analyte | | | Spike Added | LCSD Result | LCSD Qualifier | Unit | D | %Rec | %Rec Limits | RPD | RPD Limit |
| Benzene | | | 80 | 75.70 | | ug/m3 | | 95 | 68 - 134 | 4 | 25 |
| Toluene | | | 94 | 93.45 | | ug/m3 | | 99 | 70 - 130 | 4 | 25 |
| Ethylbenzene | | | 110 | 108.6 | | ug/m3 | | 100 | 70 - 130 | 2 | 25 |
| m,p-Xylene | | | 220 | 214.9 | | ug/m3 | | 99 | 70 - 130 | 4 | 25 |
| o-Xylene | | | 110 | 106.6 | | ug/m3 | | 98 | 68 - 130 | 4 | 25 |
| Methyl-t-Butyl Ether (MTBE) | | | 90 | 85.45 | | ug/m3 | | 95 | 70 - 130 | 4 | 25 |
| tert-Butyl alcohol (TBA) | | | 150 | 144.8 | | ug/m3 | | 96 | 65 - 132 | 5 | 25 |
| Di-isopropyl ether (DIPE) | | | 100 | 102.3 | | ug/m3 | | 98 | 58 - 144 | 5 | 25 |
| Ethyl-t-butyl ether (ETBE) | | | 100 | 103.3 | | ug/m3 | | 99 | 67 - 130 | 5 | 25 |
| Tert-amyl-methyl ether (TAME) | | | 100 | 100.7 | | ug/m3 | | 96 | 70 - 130 | 5 | 25 |
| Ethanol | | | 190 | 179.5 | | ug/m3 | | 95 | 61 - 133 | 6 | 25 |

| *Surrogate* | *LCSD %Recovery* | *LCSD Qualifier* | *Limits* |
|---|---|---|---|
| *1,2-Dichloroethane-d4 (Surr)* | *105* | | *66 - 132* |
| *4-Bromofluorobenzene (Surr)* | *106* | | *70 - 130* |
| *Toluene-d8 (Surr)* | *100* | | *70 - 130* |

# QC Sample Results

Client: Calclean Inc
Project/Site: TRIPLE STOP CHEVRON

Job ID: 570-96352-1

## Method: TO3 - Volatile Organic Compounds in Ambient Air, Cryogenic Pre-Conc Techniques (GC)

**Lab Sample ID: MB 570-235061/3**
**Matrix: Air**
**Analysis Batch: 235061**

**Client Sample ID: Method Blank**
**Prep Type: Total/NA**

| Analyte | MB Result | MB Qualifier | RL | | Unit | D | Prepared | Analyzed | Dil Fac |
|---|---|---|---|---|---|---|---|---|---|
| TPH (as Gasoline) | ND | | 2.0 | | ppm v/v | | | 05/18/22 10:10 | 1 |

| Analyte | MB Result | MB Qualifier | RL | | Unit | D | Prepared | Analyzed | Dil Fac |
|---|---|---|---|---|---|---|---|---|---|
| TPH (as Gasoline) | ND | | 8200 | | ug/m3 | | | 05/18/22 10:10 | 1 |

**Lab Sample ID: LCS 570-235061/2**
**Matrix: Air**
**Analysis Batch: 235061**

**Client Sample ID: Lab Control Sample**
**Prep Type: Total/NA**

| Analyte | | | Spike Added | LCS Result | LCS Qualifier | Unit | D | %Rec | %Rec Limits | | |
|---|---|---|---|---|---|---|---|---|---|---|---|
| TPH (as Gasoline) | | | 200 | 181.8 | | ppm v/v | | 91 | 80 - 120 | | |

| Analyte | | | Spike Added | LCS Result | LCS Qualifier | Unit | D | %Rec | %Rec Limits | | |
|---|---|---|---|---|---|---|---|---|---|---|---|
| TPH (as Gasoline) | | | 820000 | 743700 | | ug/m3 | | 91 | 80 - 120 | | |

# QC Association Summary

Client: Calclean Inc
Project/Site: TRIPLE STOP CHEVRON

Job ID: 570-96352-1

## Air - GC/MS VOA

### Analysis Batch: 235431

| Lab Sample ID | Client Sample ID | Prep Type | Matrix | Method | Prep Batch |
|---|---|---|---|---|---|
| 570-96352-1 | TOTAL INLET | Total/NA | Air | TO-15 | |
| 570-96352-2 | TOTAL INLET | Total/NA | Air | TO-15 | |
| MB 570-235431/6 | Method Blank | Total/NA | Air | TO-15 | |
| LCS 570-235431/3 | Lab Control Sample | Total/NA | Air | TO-15 | |
| LCSD 570-235431/4 | Lab Control Sample Dup | Total/NA | Air | TO-15 | |

## Air - GC VOA

### Analysis Batch: 235061

| Lab Sample ID | Client Sample ID | Prep Type | Matrix | Method | Prep Batch |
|---|---|---|---|---|---|
| 570-96352-1 | TOTAL INLET | Total/NA | Air | TO3 | |
| 570-96352-2 | TOTAL INLET | Total/NA | Air | TO3 | |
| MB 570-235061/3 | Method Blank | Total/NA | Air | TO3 | |
| LCS 570-235061/2 | Lab Control Sample | Total/NA | Air | TO3 | |

# Lab Chronicle

Client: Calclean Inc
Project/Site: TRIPLE STOP CHEVRON

Job ID: 570-96352-1

## Client Sample ID: TOTAL INLET

**Lab Sample ID: 570-96352-1**

**Date Collected: 05/09/22 12:00**
**Date Received: 05/17/22 15:20**

**Matrix: Air**

| Prep Type | Batch Type | Batch Method | Run | Dil Factor | Initial Amount | Final Amount | Batch Number | Prepared or Analyzed | Analyst | Lab |
|---|---|---|---|---|---|---|---|---|---|---|
| Total/NA | Analysis | TO-15 | | 100 | 250 mL | 250 mL | 235431 | 05/19/22 15:25 | T1W | ECL 4 |
| | Instrument ID: GCMSNN | | | | | | | | | |
| Total/NA | Analysis | TO3 | | 1 | | | 235061 | 05/18/22 11:29 | I9H5 | ECL 4 |
| | Instrument ID: GC13 | | | | | | | | | |

## Client Sample ID: TOTAL INLET

**Lab Sample ID: 570-96352-2**

**Date Collected: 05/10/22 16:30**
**Date Received: 05/17/22 15:20**

**Matrix: Air**

| Prep Type | Batch Type | Batch Method | Run | Dil Factor | Initial Amount | Final Amount | Batch Number | Prepared or Analyzed | Analyst | Lab |
|---|---|---|---|---|---|---|---|---|---|---|
| Total/NA | Analysis | TO-15 | | 100 | 250 mL | 250 mL | 235431 | 05/19/22 16:13 | T1W | ECL 4 |
| | Instrument ID: GCMSNN | | | | | | | | | |
| Total/NA | Analysis | TO3 | | 1 | | | 235061 | 05/18/22 11:38 | I9H5 | ECL 4 |
| | Instrument ID: GC13 | | | | | | | | | |

**Laboratory References:**

ECL 4 = Eurofins Calscience Tustin, 2841 Dow Avenue, Tustin, CA 92780, TEL (714)895-5494

# Accreditation/Certification Summary

Client: Calclean Inc
Project/Site: TRIPLE STOP CHEVRON

Job ID: 570-96352-1

## Laboratory: Eurofins Calscience

The accreditations/certifications listed below are applicable to this report.

| Authority | Program | Identification Number | Expiration Date |
|---|---|---|---|
| Oregon | NELAP | CA300001 | 01-31-23 |

# Method Summary

Client: Calclean Inc
Project/Site: TRIPLE STOP CHEVRON

Job ID: 570-96352-1

| Method | Method Description | Protocol | Laboratory |
|---|---|---|---|
| TO-15 | Volatile Organic Compounds in Ambient Air | EPA | ECL 4 |
| TO3 | Volatile Organic Compounds in Ambient Air, Cryogenic Pre-Conc Techniques (GC) | EPA | ECL 4 |

**Protocol References:**

EPA = US Environmental Protection Agency

**Laboratory References:**

ECL 4 = Eurofins Calscience  Tustin, 2841 Dow Avenue, Tustin, CA 92780, TEL (714)895-5494

# Sample Summary

Client: Calclean Inc
Project/Site: TRIPLE STOP CHEVRON

Job ID: 570-96352-1

| Lab Sample ID | Client Sample ID | Matrix | Collected | Received |
|---|---|---|---|---|
| 570-96352-1 | TOTAL INLET | Air | 05/09/22 12:00 | 05/17/22 15:20 |
| 570-96352-2 | TOTAL INLET | Air | 05/10/22 16:30 | 05/17/22 15:20 |

eurofins | Calscience

7440 Lincoln Way, Garden Grove CA 92841-1427 • (714) 895-5494
For courier service / sample drop off information, contact us26_sales@eurofinsus.com or call us.

570-96352 Chain of Custody

Loc: 570
**96352**

# CHAIN OF CUSTODY RECORD

DATE: 5/17/2022

PAGE: 1 OF 1

LABORATORY CLIENT: CALCLEAN, INC.

ADDRESS: 1790 N. CASE STREET

CITY: ORANGE STATE: CA ZIP: 92865

TEL: 714-921-1234 E-MAIL: noelshenoi@calclean com

CLIENT PROJECT NAME / NUMBER: TRIPLE STOP CHEVRON

P.O. NO.:

PROJECT CONTACT: NOEL SHENOI (714) 936-2706

SAMPLER(S): (PRINT) JOHN OMALLEY

TURNAROUND TIME (Rush surcharges may apply to any TAT not "STANDARD"):
☐ SAME DAY ☐ 24 HR ☐ 48 HR ☐ 72 HR ☐ 5 DAYS ☑ STANDARD

~~☐ GEOLT EDF~~

GLOBAL ID:

LOG CODE:

SPECIAL INSTRUCTIONS: ppm v and ug/m3

## REQUESTED ANALYSES

Please check box or fill in blank as needed

| LAB USE ONLY | SAMPLE ID | SAMPLING DATE | SAMPLING TIME | MATRIX | NO. OF CONT. | Unpreserved | Preserved | Field Filtered | TPH-G (8015) | BTEX/MTBE (8021) | BTEX/OXYS (8260B) | | TPH-G,BTEX+OXYS (8260B) | FULL SCAN (8260B) | TPH-G,FULL SCAN (8260B) | TPH-G (TO-3M) | BTEX, OXYS (TO-15) |
|---|---|---|---|---|---|---|---|---|---|---|---|---|---|---|---|---|---|
| 1 | TOTAL INLET | 5/9/22 | 1200 | A | 1 | X | | | | | | | | | | X | X |
| 2 | TOTAL INLET | 5/10/22 | 1630 | A | 1 | X | | | | | | | | | | X | X |

| Relinquished by (Signature) | Received by (Signature/Affiliation) | Date | Time |
|---|---|---|---|
| [signature] | [signature] EC | 5/17/2022 | 15:15 |
| [signature] EC | [signature] EC | 5/17/22 | 15:20 |
| | | | |

Page 18 of 19

5/24/2022

06/02/14 Revision

# Login Sample Receipt Checklist

Client: Calclean Inc

Job Number: 570-96352-1

**Login Number: 96352**
**List Number: 1**
**Creator: Lagunas, Jorge L**

**List Source: Eurofins Calscience**

| Question | Answer | Comment |
|---|---|---|
| Radioactivity wasn't checked or is </= background as measured by a survey meter. | N/A | |
| The cooler's custody seal, if present, is intact. | True | |
| Sample custody seals, if present, are intact. | True | |
| The cooler or samples do not appear to have been compromised or tampered with. | True | |
| Samples were received on ice. | False | Thermal preservation not required. |
| Cooler Temperature is acceptable. | True | |
| Cooler Temperature is recorded. | True | |
| COC is present. | True | |
| COC is filled out in ink and legible. | True | |
| COC is filled out with all pertinent information. | True | |
| Is the Field Sampler's name present on COC? | True | |
| There are no discrepancies between the containers received and the COC. | True | |
| Samples are received within Holding Time (excluding tests with immediate HTs) | False | Refer to Job Narrative for details. |
| Sample containers have legible labels. | True | |
| Containers are not broken or leaking. | True | |
| Sample collection date/times are provided. | True | |
| Appropriate sample containers are used. | True | |
| Sample bottles are completely filled. | True | |
| Sample Preservation Verified. | True | |
| There is sufficient vol. for all requested analyses, incl. any requested MS/MSDs | True | |
| Containers requiring zero headspace have no headspace or bubble is <6mm (1/4"). | True | |
| Multiphasic samples are not present. | True | |
| Samples do not require splitting or compositing. | True | |
| Residual Chlorine Checked. | N/A | |

eurofins | Environment Testing America

# ANALYTICAL REPORT

Eurofins Calscience
2841 Dow Avenue, Suite 100
Tustin, CA 92780
Tel: (714)895-5494

Laboratory Job ID: 570-97041-1
Client Project/Site: TRIPLE STOP CHEVRON

For:
Calclean Inc
1790 N. Case St
Orange, California 92865

Attn: Noel Shenoi

*Authorized for release by:*
*5/31/2022 8:45:53 PM*
Don Burley, Senior Project Manager
(657)212-3033
Donald.Burley@et.eurofinsus.com

Designee for

Cecile de Guia, Project Manager I
(714)895-5494
Cecile.deGuia@et.eurofinsus.com



# Table of Contents

## Glossary

| Abbreviation | These commonly used abbreviations may or may not be present in this report. |
|---|---|
| ¤ | Listed under the "D" column to designate that the result is reported on a dry weight basis |
| %R | Percent Recovery |
| CFL | Contains Free Liquid |
| CFU | Colony Forming Unit |
| CNF | Contains No Free Liquid |
| DER | Duplicate Error Ratio (normalized absolute difference) |
| Dil Fac | Dilution Factor |
| DL | Detection Limit (DoD/DOE) |
| DL, RA, RE, IN | Indicates a Dilution, Re-analysis, Re-extraction, or additional Initial metals/anion analysis of the sample |
| DLC | Decision Level Concentration (Radiochemistry) |
| EDL | Estimated Detection Limit (Dioxin) |
| LOD | Limit of Detection (DoD/DOE) |
| LOQ | Limit of Quantitation (DoD/DOE) |
| MCL | EPA recommended "Maximum Contaminant Level" |
| MDA | Minimum Detectable Activity (Radiochemistry) |
| MDC | Minimum Detectable Concentration (Radiochemistry) |
| MDL | Method Detection Limit |
| ML | Minimum Level (Dioxin) |
| MPN | Most Probable Number |
| MQL | Method Quantitation Limit |
| NC | Not Calculated |
| ND | Not Detected at the reporting limit (or MDL or EDL if shown) |
| NEG | Negative / Absent |
| POS | Positive / Present |
| PQL | Practical Quantitation Limit |
| PRES | Presumptive |
| QC | Quality Control |
| RER | Relative Error Ratio (Radiochemistry) |
| RL | Reporting Limit or Requested Limit (Radiochemistry) |
| RPD | Relative Percent Difference, a measure of the relative difference between two points |
| TEF | Toxicity Equivalent Factor (Dioxin) |
| TEQ | Toxicity Equivalent Quotient (Dioxin) |
| TNTC | Too Numerous To Count |

## Job ID: 570-97041-1

### Laboratory: Eurofins Calscience

**Narrative**

**Job Narrative**
**570-97041-1**

**Comments**
No additional comments.

**Receipt**
The sample was received on 5/20/2022 7:23 PM. Unless otherwise noted below, the sample arrived in good condition, and where required, properly preserved and on ice. The temperature of the cooler at receipt was 22.0º C.

**Air Toxics**
No analytical or quality issues were noted, other than those described in the Definitions/Glossary page.

# Detection Summary

Client: Calclean Inc
Project/Site: TRIPLE STOP CHEVRON

Job ID: 570-97041-1

## Client Sample ID: TOTAL INLET

## Lab Sample ID: 570-97041-1

| Analyte | Result | Qualifier | RL | | Unit | Dil Fac | D | Method | Prep Type |
|---|---|---|---|---|---|---|---|---|---|
| Ethylbenzene | 0.18 | | 0.0013 | | ppm v/v | 2.5 | | TO-15 | Total/NA |
| Benzene - RADL | 0.95 | | 0.010 | | ppm v/v | 20.8333 | | TO-15 | Total/NA |
| m,p-Xylene - RADL | 0.37 | | 0.042 | | ppm v/v | 20.8333 | | TO-15 | Total/NA |
| o-Xylene - RADL | 0.14 | | 0.010 | | ppm v/v | 20.8333 | | TO-15 | Total/NA |
| Toluene - RADL | 0.23 | | 0.10 | | ppm v/v | 20.8333 | | TO-15 | Total/NA |
| Xylenes, Total - RADL | 0.51 | | 0.052 | | ppm v/v | 20.8333 | | TO-15 | Total/NA |
| TPH (as Gasoline) | 16 | | 2.0 | | ppm v/v | 1 | | TO3 | Total/NA |

| Analyte | Result | Qualifier | RL | | Unit | Dil Fac | D | Method | Prep Type |
|---|---|---|---|---|---|---|---|---|---|
| Ethylbenzene | 780 | | 5.4 | | ug/m3 | 2.5 | | TO-15 | Total/NA |
| Benzene - RADL | 3000 | | 33 | | ug/m3 | 20.8333 | | TO-15 | Total/NA |
| m,p-Xylene - RADL | 1600 | | 180 | | ug/m3 | 20.8333 | | TO-15 | Total/NA |
| o-Xylene - RADL | 620 | | 45 | | ug/m3 | 20.8333 | | TO-15 | Total/NA |
| Toluene - RADL | 860 | | 390 | | ug/m3 | 20.8333 | | TO-15 | Total/NA |
| Xylenes, Total - RADL | 2200 | | 230 | | ug/m3 | 20.8333 | | TO-15 | Total/NA |
| TPH (as Gasoline) | 67000 | | 8200 | | ug/m3 | 1 | | TO3 | Total/NA |

This Detection Summary does not include radiochemical test results.

# Client Sample Results

Client: Calclean Inc
Project/Site: TRIPLE STOP CHEVRON

Job ID: 570-97041-1

## Method: TO-15 - Volatile Organic Compounds in Ambient Air

**Client Sample ID: TOTAL INLET**
**Date Collected: 05/16/22 12:00**
**Date Received: 05/20/22 19:23**
**Sample Container: Tedlar Bag 1L**

**Lab Sample ID: 570-97041-1**
**Matrix: Air**

| Analyte | Result | Qualifier | RL | | Unit | D | Prepared | Analyzed | Dil Fac |
|---|---|---|---|---|---|---|---|---|---|
| Di-isopropyl ether (DIPE) | ND | | 0.0050 | | ppm v/v | | | 05/26/22 20:08 | 2.5 |
| Ethanol | ND | | 0.13 | | ppm v/v | | | 05/26/22 20:08 | 2.5 |
| **Ethylbenzene** | **0.18** | | 0.0013 | | ppm v/v | | | 05/26/22 20:08 | 2.5 |
| Ethyl-t-butyl ether (ETBE) | ND | | 0.0050 | | ppm v/v | | | 05/26/22 20:08 | 2.5 |
| Methyl-t-Butyl Ether (MTBE) | ND | | 0.0050 | | ppm v/v | | | 05/26/22 20:08 | 2.5 |
| Tert-amyl-methyl ether (TAME) | ND | | 0.0050 | | ppm v/v | | | 05/26/22 20:08 | 2.5 |
| tert-Butyl alcohol (TBA) | ND | | 0.013 | | ppm v/v | | | 05/26/22 20:08 | 2.5 |

| Analyte | Result | Qualifier | RL | | Unit | D | Prepared | Analyzed | Dil Fac |
|---|---|---|---|---|---|---|---|---|---|
| Di-isopropyl ether (DIPE) | ND | | 21 | | ug/m3 | | | 05/26/22 20:08 | 2.5 |
| Ethanol | ND | | 240 | | ug/m3 | | | 05/26/22 20:08 | 2.5 |
| **Ethylbenzene** | **780** | | 5.4 | | ug/m3 | | | 05/26/22 20:08 | 2.5 |
| Ethyl-t-butyl ether (ETBE) | ND | | 21 | | ug/m3 | | | 05/26/22 20:08 | 2.5 |
| Methyl-t-Butyl Ether (MTBE) | ND | | 18 | | ug/m3 | | | 05/26/22 20:08 | 2.5 |
| Tert-amyl-methyl ether (TAME) | ND | | 21 | | ug/m3 | | | 05/26/22 20:08 | 2.5 |
| tert-Butyl alcohol (TBA) | ND | | 38 | | ug/m3 | | | 05/26/22 20:08 | 2.5 |

| *Surrogate* | *%Recovery* | *Qualifier* | *Limits* | | *Prepared* | *Analyzed* | *Dil Fac* |
|---|---|---|---|---|---|---|---|
| *4-Bromofluorobenzene (Surr)* | *103* | | *70 - 130* | | | *05/26/22 20:08* | *2.5* |
| *1,2-Dichloroethane-d4 (Surr)* | *90* | | *66 - 132* | | | *05/26/22 20:08* | *2.5* |
| *Toluene-d8 (Surr)* | *99* | | *70 - 130* | | | *05/26/22 20:08* | *2.5* |

# Client Sample Results

Client: Calclean Inc
Project/Site: TRIPLE STOP CHEVRON

Job ID: 570-97041-1

## Method: TO-15 - Volatile Organic Compounds in Ambient Air - RADL

**Client Sample ID: TOTAL INLET**
**Date Collected: 05/16/22 12:00**
**Date Received: 05/20/22 19:23**
**Sample Container: Tedlar Bag 1L**

**Lab Sample ID: 570-97041-1**
**Matrix: Air**

| Analyte | Result | Qualifier | RL | | Unit | D | Prepared | Analyzed | Dil Fac |
|---|---|---|---|---|---|---|---|---|---|
| Benzene | 0.95 | | 0.010 | | ppm v/v | | | 05/27/22 09:12 | 20.8333 |
| m,p-Xylene | 0.37 | | 0.042 | | ppm v/v | | | 05/27/22 09:12 | 20.8333 |
| o-Xylene | 0.14 | | 0.010 | | ppm v/v | | | 05/27/22 09:12 | 20.8333 |
| Toluene | 0.23 | | 0.10 | | ppm v/v | | | 05/27/22 09:12 | 20.8333 |
| Xylenes, Total | 0.51 | | 0.052 | | ppm v/v | | | 05/27/22 09:12 | 20.8333 |

| Analyte | Result | Qualifier | RL | | Unit | D | Prepared | Analyzed | Dil Fac |
|---|---|---|---|---|---|---|---|---|---|
| Benzene | 3000 | | 33 | | ug/m3 | | | 05/27/22 09:12 | 20.8333 |
| m,p-Xylene | 1600 | | 180 | | ug/m3 | | | 05/27/22 09:12 | 20.8333 |
| o-Xylene | 620 | | 45 | | ug/m3 | | | 05/27/22 09:12 | 20.8333 |
| Toluene | 860 | | 390 | | ug/m3 | | | 05/27/22 09:12 | 20.8333 |
| Xylenes, Total | 2200 | | 230 | | ug/m3 | | | 05/27/22 09:12 | 20.8333 |

| *Surrogate* | *%Recovery* | *Qualifier* | *Limits* | | *Prepared* | *Analyzed* | *Dil Fac* |
|---|---|---|---|---|---|---|---|
| *4-Bromofluorobenzene (Surr)* | *98* | | *70 - 130* | | | *05/27/22 09:12* | *20.8333* |
| *1,2-Dichloroethane-d4 (Surr)* | *89* | | *66 - 132* | | | *05/27/22 09:12* | *20.8333* |
| *Toluene-d8 (Surr)* | *95* | | *70 - 130* | | | *05/27/22 09:12* | *20.8333* |

# Client Sample Results

Client: Calclean Inc
Project/Site: TRIPLE STOP CHEVRON

Job ID: 570-97041-1

## Method: TO3 - Volatile Organic Compounds in Ambient Air, Cryogenic Pre-Conc Techniques (GC)

**Client Sample ID: TOTAL INLET**
**Date Collected: 05/16/22 12:00**
**Date Received: 05/20/22 19:23**
**Sample Container: Tedlar Bag 1L**

**Lab Sample ID: 570-97041-1**
**Matrix: Air**

| Analyte | Result | Qualifier | RL | | Unit | D | Prepared | Analyzed | Dil Fac |
|---|---|---|---|---|---|---|---|---|---|
| TPH (as Gasoline) | 16 | | 2.0 | | ppm v/v | | | 05/21/22 08:55 | 1 |

| Analyte | Result | Qualifier | RL | | Unit | D | Prepared | Analyzed | Dil Fac |
|---|---|---|---|---|---|---|---|---|---|
| TPH (as Gasoline) | 67000 | | 8200 | | ug/m3 | | | 05/21/22 08:55 | 1 |

# Surrogate Summary

Client: Calclean Inc
Project/Site: TRIPLE STOP CHEVRON

Job ID: 570-97041-1

## Method: TO-15 - Volatile Organic Compounds in Ambient Air

**Matrix: Air** **Prep Type: Total/NA**

| | | Percent Surrogate Recovery (Acceptance Limits) | | |
|---|---|---|---|---|
| | | BFB | DCA | TOL |
| **Lab Sample ID** | **Client Sample ID** | **(70-130)** | **(66-132)** | **(70-130)** |
| 570-97041-1 | TOTAL INLET | 103 | 90 | 99 |
| 570-97041-1 - RADL | TOTAL INLET | 98 | 89 | 95 |
| LCS 570-237166/3 | Lab Control Sample | 97 | 89 | 95 |
| LCSD 570-237166/4 | Lab Control Sample Dup | 98 | 89 | 96 |
| MB 570-237166/7 | Method Blank | 95 | 88 | 101 |

**Surrogate Legend**

BFB = 4-Bromofluorobenzene (Surr)
DCA = 1,2-Dichloroethane-d4 (Surr)
TOL = Toluene-d8 (Surr)

## Method: TO-15 - Volatile Organic Compounds in Ambient Air

**Lab Sample ID: MB 570-237166/7**
**Matrix: Air**
**Analysis Batch: 237166**

**Client Sample ID: Method Blank**
**Prep Type: Total/NA**

| Analyte | MB Result | MB Qualifier | RL | | Unit | D | Prepared | Analyzed | Dil Fac |
|---|---|---|---|---|---|---|---|---|---|
| Benzene | ND | | 0.00050 | | ppm v/v | | | 05/26/22 15:53 | 1 |
| Di-isopropyl ether (DIPE) | ND | | 0.0020 | | ppm v/v | | | 05/26/22 15:53 | 1 |
| Ethanol | ND | | 0.050 | | ppm v/v | | | 05/26/22 15:53 | 1 |
| Ethylbenzene | ND | | 0.00050 | | ppm v/v | | | 05/26/22 15:53 | 1 |
| Ethyl-t-butyl ether (ETBE) | ND | | 0.0020 | | ppm v/v | | | 05/26/22 15:53 | 1 |
| Methyl-t-Butyl Ether (MTBE) | ND | | 0.0020 | | ppm v/v | | | 05/26/22 15:53 | 1 |
| m,p-Xylene | ND | | 0.0020 | | ppm v/v | | | 05/26/22 15:53 | 1 |
| o-Xylene | ND | | 0.00050 | | ppm v/v | | | 05/26/22 15:53 | 1 |
| Tert-amyl-methyl ether (TAME) | ND | | 0.0020 | | ppm v/v | | | 05/26/22 15:53 | 1 |
| tert-Butyl alcohol (TBA) | ND | | 0.0050 | | ppm v/v | | | 05/26/22 15:53 | 1 |
| Toluene | ND | | 0.0050 | | ppm v/v | | | 05/26/22 15:53 | 1 |
| Xylenes, Total | ND | | 0.0025 | | ppm v/v | | | 05/26/22 15:53 | 1 |

| Analyte | MB Result | MB Qualifier | RL | | Unit | D | Prepared | Analyzed | Dil Fac |
|---|---|---|---|---|---|---|---|---|---|
| Benzene | ND | | 1.6 | | ug/m3 | | | 05/26/22 15:53 | 1 |
| Di-isopropyl ether (DIPE) | ND | | 8.4 | | ug/m3 | | | 05/26/22 15:53 | 1 |
| Ethanol | ND | | 94 | | ug/m3 | | | 05/26/22 15:53 | 1 |
| Ethylbenzene | ND | | 2.2 | | ug/m3 | | | 05/26/22 15:53 | 1 |
| Ethyl-t-butyl ether (ETBE) | ND | | 8.4 | | ug/m3 | | | 05/26/22 15:53 | 1 |
| Methyl-t-Butyl Ether (MTBE) | ND | | 7.2 | | ug/m3 | | | 05/26/22 15:53 | 1 |
| m,p-Xylene | ND | | 8.7 | | ug/m3 | | | 05/26/22 15:53 | 1 |
| o-Xylene | ND | | 2.2 | | ug/m3 | | | 05/26/22 15:53 | 1 |
| Tert-amyl-methyl ether (TAME) | ND | | 8.4 | | ug/m3 | | | 05/26/22 15:53 | 1 |
| tert-Butyl alcohol (TBA) | ND | | 15 | | ug/m3 | | | 05/26/22 15:53 | 1 |
| Toluene | ND | | 19 | | ug/m3 | | | 05/26/22 15:53 | 1 |
| Xylenes, Total | ND | | 11 | | ug/m3 | | | 05/26/22 15:53 | 1 |

| *Surrogate* | *MB %Recovery* | *MB Qualifier* | *Limits* | | *Prepared* | *Analyzed* | *Dil Fac* |
|---|---|---|---|---|---|---|---|
| *4-Bromofluorobenzene (Surr)* | *95* | | *70 - 130* | | | *05/26/22 15:53* | *1* |
| *1,2-Dichloroethane-d4 (Surr)* | *88* | | *66 - 132* | | | *05/26/22 15:53* | *1* |
| *Toluene-d8 (Surr)* | *101* | | *70 - 130* | | | *05/26/22 15:53* | *1* |

**Lab Sample ID: LCS 570-237166/3**
**Matrix: Air**
**Analysis Batch: 237166**

**Client Sample ID: Lab Control Sample**
**Prep Type: Total/NA**

| Analyte | | | Spike Added | LCS Result | LCS Qualifier | Unit | D | %Rec | %Rec Limits | | |
|---|---|---|---|---|---|---|---|---|---|---|---|
| Benzene | | | 0.0250 | 0.02429 | | ppm v/v | | 97 | 68 - 134 | | |
| Di-isopropyl ether (DIPE) | | | 0.0250 | 0.01925 | | ppm v/v | | 77 | 58 - 144 | | |
| Ethanol | | | 0.100 | 0.07950 | | ppm v/v | | 80 | 61 - 133 | | |
| Ethylbenzene | | | 0.0250 | 0.02417 | | ppm v/v | | 97 | 70 - 130 | | |
| Ethyl-t-butyl ether (ETBE) | | | 0.0250 | 0.02232 | | ppm v/v | | 89 | 67 - 130 | | |
| Methyl-t-Butyl Ether (MTBE) | | | 0.0250 | 0.02412 | | ppm v/v | | 96 | 70 - 130 | | |
| m,p-Xylene | | | 0.0500 | 0.04899 | | ppm v/v | | 98 | 70 - 130 | | |
| o-Xylene | | | 0.0250 | 0.02409 | | ppm v/v | | 96 | 68 - 130 | | |
| Tert-amyl-methyl ether (TAME) | | | 0.0250 | 0.02328 | | ppm v/v | | 93 | 70 - 130 | | |
| tert-Butyl alcohol (TBA) | | | 0.0500 | 0.04786 | | ppm v/v | | 96 | 65 - 132 | | |
| Toluene | | | 0.0250 | 0.02466 | | ppm v/v | | 99 | 70 - 130 | | |

## Method: TO-15 - Volatile Organic Compounds in Ambient Air (Continued)

| Analyte | | | Spike Added | LCS Result | LCS Qualifier | Unit | D | %Rec | %Rec Limits | | |
|---|---|---|---|---|---|---|---|---|---|---|---|
| Benzene | | | 80 | 77.58 | | ug/m3 | | 97 | 68 - 134 | | |
| Di-isopropyl ether (DIPE) | | | 100 | 80.44 | | ug/m3 | | 77 | 58 - 144 | | |
| Ethanol | | | 190 | 149.8 | | ug/m3 | | 80 | 61 - 133 | | |
| Ethylbenzene | | | 110 | 104.9 | | ug/m3 | | 97 | 70 - 130 | | |
| Ethyl-t-butyl ether (ETBE) | | | 100 | 93.26 | | ug/m3 | | 89 | 67 - 130 | | |
| Methyl-t-Butyl Ether (MTBE) | | | 90 | 86.95 | | ug/m3 | | 96 | 70 - 130 | | |
| m,p-Xylene | | | 220 | 212.7 | | ug/m3 | | 98 | 70 - 130 | | |
| o-Xylene | | | 110 | 104.6 | | ug/m3 | | 96 | 68 - 130 | | |
| Tert-amyl-methyl ether (TAME) | | | 100 | 97.29 | | ug/m3 | | 93 | 70 - 130 | | |
| tert-Butyl alcohol (TBA) | | | 150 | 145.1 | | ug/m3 | | 96 | 65 - 132 | | |
| Toluene | | | 94 | 92.95 | | ug/m3 | | 99 | 70 - 130 | | |

| *Surrogate* | *LCS %Recovery* | *LCS Qualifier* | *Limits* |
|---|---|---|---|
| *4-Bromofluorobenzene (Surr)* | *97* | | *70 - 130* |
| *1,2-Dichloroethane-d4 (Surr)* | *89* | | *66 - 132* |
| *Toluene-d8 (Surr)* | *95* | | *70 - 130* |

**Lab Sample ID: LCSD 570-237166/4**
**Matrix: Air**
**Analysis Batch: 237166**

**Client Sample ID: Lab Control Sample Dup**
**Prep Type: Total/NA**

| Analyte | | | Spike Added | LCSD Result | LCSD Qualifier | Unit | D | %Rec | %Rec Limits | RPD | RPD Limit |
|---|---|---|---|---|---|---|---|---|---|---|---|
| Benzene | | | 0.0250 | 0.02351 | | ppm v/v | | 94 | 68 - 134 | 3 | 25 |
| Di-isopropyl ether (DIPE) | | | 0.0250 | 0.01843 | | ppm v/v | | 74 | 58 - 144 | 4 | 25 |
| Ethanol | | | 0.100 | 0.07596 | | ppm v/v | | 76 | 61 - 133 | 5 | 25 |
| Ethylbenzene | | | 0.0250 | 0.02347 | | ppm v/v | | 94 | 70 - 130 | 3 | 25 |
| Ethyl-t-butyl ether (ETBE) | | | 0.0250 | 0.02178 | | ppm v/v | | 87 | 67 - 130 | 2 | 25 |
| Methyl-t-Butyl Ether (MTBE) | | | 0.0250 | 0.02322 | | ppm v/v | | 93 | 70 - 130 | 4 | 25 |
| m,p-Xylene | | | 0.0500 | 0.04761 | | ppm v/v | | 95 | 70 - 130 | 3 | 25 |
| o-Xylene | | | 0.0250 | 0.02352 | | ppm v/v | | 94 | 68 - 130 | 2 | 25 |
| Tert-amyl-methyl ether (TAME) | | | 0.0250 | 0.02250 | | ppm v/v | | 90 | 70 - 130 | 3 | 25 |
| tert-Butyl alcohol (TBA) | | | 0.0500 | 0.04490 | | ppm v/v | | 90 | 65 - 132 | 6 | 25 |
| Toluene | | | 0.0250 | 0.02415 | | ppm v/v | | 97 | 70 - 130 | 2 | 25 |
| Analyte | | | Spike Added | LCSD Result | LCSD Qualifier | Unit | D | %Rec | %Rec Limits | RPD | RPD Limit |
| Benzene | | | 80 | 75.11 | | ug/m3 | | 94 | 68 - 134 | 3 | 25 |
| Di-isopropyl ether (DIPE) | | | 100 | 77.00 | | ug/m3 | | 74 | 58 - 144 | 4 | 25 |
| Ethanol | | | 190 | 143.1 | | ug/m3 | | 76 | 61 - 133 | 5 | 25 |
| Ethylbenzene | | | 110 | 101.9 | | ug/m3 | | 94 | 70 - 130 | 3 | 25 |
| Ethyl-t-butyl ether (ETBE) | | | 100 | 91.02 | | ug/m3 | | 87 | 67 - 130 | 2 | 25 |
| Methyl-t-Butyl Ether (MTBE) | | | 90 | 83.71 | | ug/m3 | | 93 | 70 - 130 | 4 | 25 |
| m,p-Xylene | | | 220 | 206.8 | | ug/m3 | | 95 | 70 - 130 | 3 | 25 |
| o-Xylene | | | 110 | 102.1 | | ug/m3 | | 94 | 68 - 130 | 2 | 25 |
| Tert-amyl-methyl ether (TAME) | | | 100 | 94.01 | | ug/m3 | | 90 | 70 - 130 | 3 | 25 |
| tert-Butyl alcohol (TBA) | | | 150 | 136.1 | | ug/m3 | | 90 | 65 - 132 | 6 | 25 |
| Toluene | | | 94 | 90.99 | | ug/m3 | | 97 | 70 - 130 | 2 | 25 |

| *Surrogate* | *LCSD %Recovery* | *LCSD Qualifier* | *Limits* |
|---|---|---|---|
| *4-Bromofluorobenzene (Surr)* | *98* | | *70 - 130* |
| *1,2-Dichloroethane-d4 (Surr)* | *89* | | *66 - 132* |
| *Toluene-d8 (Surr)* | *96* | | *70 - 130* |

# QC Sample Results

Client: Calclean Inc
Project/Site: TRIPLE STOP CHEVRON

Job ID: 570-97041-1

## Method: TO3 - Volatile Organic Compounds in Ambient Air, Cryogenic Pre-Conc Techniques (GC)

**Lab Sample ID: MB 570-235983/4**
**Matrix: Air**
**Analysis Batch: 235983**

**Client Sample ID: Method Blank**
**Prep Type: Total/NA**

| Analyte | MB Result | MB Qualifier | RL | | Unit | D | Prepared | Analyzed | Dil Fac |
|---|---|---|---|---|---|---|---|---|---|
| TPH (as Gasoline) | ND | | 2.0 | | ppm v/v | | | 05/21/22 08:32 | 1 |

| Analyte | MB Result | MB Qualifier | RL | | Unit | D | Prepared | Analyzed | Dil Fac |
|---|---|---|---|---|---|---|---|---|---|
| TPH (as Gasoline) | ND | | 8200 | | ug/m3 | | | 05/21/22 08:32 | 1 |

**Lab Sample ID: LCS 570-235983/2**
**Matrix: Air**
**Analysis Batch: 235983**

**Client Sample ID: Lab Control Sample**
**Prep Type: Total/NA**

| Analyte | | | Spike Added | LCS Result | LCS Qualifier | Unit | D | %Rec | %Rec Limits | | |
|---|---|---|---|---|---|---|---|---|---|---|---|
| TPH (as Gasoline) | | | 200 | 183.2 | | ppm v/v | | 92 | 80 - 120 | | |

| Analyte | | | Spike Added | LCS Result | LCS Qualifier | Unit | D | %Rec | %Rec Limits | | |
|---|---|---|---|---|---|---|---|---|---|---|---|
| TPH (as Gasoline) | | | 820000 | 749400 | | ug/m3 | | 92 | 80 - 120 | | |

**Lab Sample ID: 570-97041-1 DU**
**Matrix: Air**
**Analysis Batch: 235983**

**Client Sample ID: TOTAL INLET**
**Prep Type: Total/NA**

| Analyte | Sample Result | Sample Qualifier | | DU Result | DU Qualifier | Unit | D | | | RPD | RPD Limit |
|---|---|---|---|---|---|---|---|---|---|---|---|
| TPH (as Gasoline) | 16 | | | 16.39 | | ppm v/v | | | | 0 | 20 |

| Analyte | Sample Result | Sample Qualifier | | DU Result | DU Qualifier | Unit | D | | | RPD | RPD Limit |
|---|---|---|---|---|---|---|---|---|---|---|---|
| TPH (as Gasoline) | 67000 | | | 67040 | | ug/m3 | | | | 0 | 20 |

# QC Association Summary

Client: Calclean Inc
Project/Site: TRIPLE STOP CHEVRON

Job ID: 570-97041-1

## Air - GC/MS VOA

### Analysis Batch: 237166

| Lab Sample ID | Client Sample ID | Prep Type | Matrix | Method | Prep Batch |
|---|---|---|---|---|---|
| 570-97041-1 | TOTAL INLET | Total/NA | Air | TO-15 | |
| 570-97041-1 - RADL | TOTAL INLET | Total/NA | Air | TO-15 | |
| MB 570-237166/7 | Method Blank | Total/NA | Air | TO-15 | |
| LCS 570-237166/3 | Lab Control Sample | Total/NA | Air | TO-15 | |
| LCSD 570-237166/4 | Lab Control Sample Dup | Total/NA | Air | TO-15 | |

## Air - GC VOA

### Analysis Batch: 235983

| Lab Sample ID | Client Sample ID | Prep Type | Matrix | Method | Prep Batch |
|---|---|---|---|---|---|
| 570-97041-1 | TOTAL INLET | Total/NA | Air | TO3 | |
| MB 570-235983/4 | Method Blank | Total/NA | Air | TO3 | |
| LCS 570-235983/2 | Lab Control Sample | Total/NA | Air | TO3 | |
| 570-97041-1 DU | TOTAL INLET | Total/NA | Air | TO3 | |

# Lab Chronicle

Client: Calclean Inc
Project/Site: TRIPLE STOP CHEVRON

Job ID: 570-97041-1

## Client Sample ID: TOTAL INLET

**Date Collected: 05/16/22 12:00**
**Date Received: 05/20/22 19:23**

## Lab Sample ID: 570-97041-1

**Matrix: Air**

| Prep Type | Batch Type | Batch Method | Run | Dil Factor | Initial Amount | Final Amount | Batch Number | Prepared or Analyzed | Analyst | Lab |
|---|---|---|---|---|---|---|---|---|---|---|
| Total/NA | Analysis | TO-15 | | 2.5 | 250 mL | 250 mL | 237166 | 05/26/22 20:08 | UHOG | ECL 4 |
| | Instrument ID: | GCMSLLL | | | | | | | | |
| Total/NA | Analysis | TO-15 | RADL | 20.8333 | 250 mL | 250 mL | 237166 | 05/27/22 09:12 | UHOG | ECL 4 |
| | Instrument ID: | GCMSLLL | | | | | | | | |
| Total/NA | Analysis | TO3 | | 1 | | | 235983 | 05/21/22 08:55 | I9H5 | ECL 4 |
| | Instrument ID: | GC13 | | | | | | | | |

**Laboratory References:**

ECL 4 = Eurofins Calscience Tustin, 2841 Dow Avenue, Tustin, CA 92780, TEL (714)895-5494

# Accreditation/Certification Summary

Client: Calclean Inc
Project/Site: TRIPLE STOP CHEVRON

Job ID: 570-97041-1

## Laboratory: Eurofins Calscience

The accreditations/certifications listed below are applicable to this report.

| Authority | Program | Identification Number | Expiration Date |
|---|---|---|---|
| Oregon | NELAP | CA300001 | 01-31-23 |

# Method Summary

Client: Calclean Inc
Project/Site: TRIPLE STOP CHEVRON

Job ID: 570-97041-1

| Method | Method Description | Protocol | Laboratory |
|---|---|---|---|
| TO-15 | Volatile Organic Compounds in Ambient Air | EPA | ECL 4 |
| TO3 | Volatile Organic Compounds in Ambient Air, Cryogenic Pre-Conc Techniques (GC) | EPA | ECL 4 |

**Protocol References:**

EPA = US Environmental Protection Agency

**Laboratory References:**

ECL 4 = Eurofins Calscience  Tustin, 2841 Dow Avenue, Tustin, CA 92780, TEL (714)895-5494

# Sample Summary

Client: Calclean Inc
Project/Site: TRIPLE STOP CHEVRON

Job ID: 570-97041-1

| Lab Sample ID | Client Sample ID | Matrix | Collected | Received |
|---|---|---|---|---|
| 570-97041-1 | TOTAL INLET | Air | 05/16/22 12:00 | 05/20/22 19:23 |

eurofins | Calscience

7440 Lincoln Way, Garden Grove, CA 92841-1427 • (714) 895-5494
For courier service / sample drop off information, contact us26_sales@eurofinsus.com or call us.

570-97041 Chain of Custody

# CHAIN OF CUSTODY RECORD

DATE: 5/20/2012

PAGE: 1 OF 1

LABORATORY CLIENT: CALCLEAN, INC.

ADDRESS: 1790 N. CASE STREET

CITY: ORANGE STATE: CA ZIP: 92865

TEL: 714-921-1234 E-MAIL: noelshenoi@calclean com

CLIENT PROJECT NAME / NUMBER: TRIPLE STOP CHEVRON

P.O. NO

PROJECT CONTACT: NOEL SHENOI (714) 936-2706

SAMPLER(S): (PRINT) JOHN OMALLEY

TURNAROUND TIME (Rush surcharges may apply to any TAT not "STANDARD"):
☐ SAME DAY ☐ 24 HR ☐ 48 HR ☐ 72 HR ☐ 5 DAYS ☑ STANDARD

~~☐ COELT EDF~~ GLOBAL ID: LOG CODE:

SPECIAL INSTRUCTIONS: ppmv and ug/m3

## REQUESTED ANALYSES

Please check box or fill in blank as needed

| LAB USE ONLY | SAMPLE ID | SAMPLING DATE | SAMPLING TIME | MATRIX | NO. OF CONT. | Unpreserved | Preserved | Field Filtered | TPH-G (8015) | BTEX/MTBE (8021) | BTEX/OXYS (8260B) | | TPH-G,BTEX+OXYS (8260B) | FULL SCAN (8260B) | TPH-G,FULL SCAN (8260B) | TPH-G (TO-3M) | BTEX, OXYS (TO-15) | | | | | | | | | | |
|---|---|---|---|---|---|---|---|---|---|---|---|---|---|---|---|---|---|---|---|---|---|---|---|---|---|---|---|
| | TOTAL INLET | 5/16/22 | 1200 | A | 1 | X | | | | | | | | | | X | X | | | | | | | | | | |

| Relinquished by (Signature) | Received by (Signature/Affiliation) | Date | Time |
|---|---|---|---|
| Noel Shenoi | MATT BC. | 5/20/2012 | 1.923 |
| Relinquished by (Signature) | Received by (Signature/Affiliation) | Date | Time |
| Relinquished by (Signature) | Received by (Signature/Affiliation) | Date | Time |



5/31/2022

06/02/14 Revision

# Login Sample Receipt Checklist

Client: Calclean Inc

Job Number: 570-97041-1

**Login Number: 97041**
**List Number: 1**
**Creator: Ortiz-Luis, Michael**

**List Source: Eurofins Calscience**

| Question | Answer | Comment |
|---|---|---|
| Radioactivity wasn't checked or is </= background as measured by a survey meter. | N/A | |
| The cooler's custody seal, if present, is intact. | True | |
| Sample custody seals, if present, are intact. | True | |
| The cooler or samples do not appear to have been compromised or tampered with. | True | |
| Samples were received on ice. | False | Thermal preservation not required. |
| Cooler Temperature is acceptable. | True | |
| Cooler Temperature is recorded. | True | |
| COC is present. | True | |
| COC is filled out in ink and legible. | True | |
| COC is filled out with all pertinent information. | True | |
| Is the Field Sampler's name present on COC? | True | |
| There are no discrepancies between the containers received and the COC. | True | |
| Samples are received within Holding Time (excluding tests with immediate HTs) | True | |
| Sample containers have legible labels. | True | |
| Containers are not broken or leaking. | True | |
| Sample collection date/times are provided. | True | |
| Appropriate sample containers are used. | True | |
| Sample bottles are completely filled. | True | |
| Sample Preservation Verified. | True | |
| There is sufficient vol. for all requested analyses, incl. any requested MS/MSDs | True | |
| Containers requiring zero headspace have no headspace or bubble is <6mm (1/4"). | True | |
| Multiphasic samples are not present. | True | |
| Samples do not require splitting or compositing. | True | |
| Residual Chlorine Checked. | N/A | |

eurofins | Environment Testing America

# ANALYTICAL REPORT

Eurofins Calscience
2841 Dow Avenue, Suite 100
Tustin, CA 92780
Tel: (714)895-5494

Laboratory Job ID: 570-97822-1
Client Project/Site: TRIPLE STOP CHEVRON

For:
Calclean Inc
1790 N. Case St
Orange, California 92865

Attn: Noel Shenoi

*Authorized for release by:*
*6/4/2022 12:10:56 PM*
Don Burley, Senior Project Manager
(657)212-3033
Donald.Burley@et.eurofinsus.com

Designee for

Cecile de Guia, Project Manager I
(714)895-5494
Cecile.deGuia@et.eurofinsus.com



# Table of Contents

## Glossary

| Abbreviation | These commonly used abbreviations may or may not be present in this report. |
|---|---|
| ¤ | Listed under the "D" column to designate that the result is reported on a dry weight basis |
| %R | Percent Recovery |
| CFL | Contains Free Liquid |
| CFU | Colony Forming Unit |
| CNF | Contains No Free Liquid |
| DER | Duplicate Error Ratio (normalized absolute difference) |
| Dil Fac | Dilution Factor |
| DL | Detection Limit (DoD/DOE) |
| DL, RA, RE, IN | Indicates a Dilution, Re-analysis, Re-extraction, or additional Initial metals/anion analysis of the sample |
| DLC | Decision Level Concentration (Radiochemistry) |
| EDL | Estimated Detection Limit (Dioxin) |
| LOD | Limit of Detection (DoD/DOE) |
| LOQ | Limit of Quantitation (DoD/DOE) |
| MCL | EPA recommended "Maximum Contaminant Level" |
| MDA | Minimum Detectable Activity (Radiochemistry) |
| MDC | Minimum Detectable Concentration (Radiochemistry) |
| MDL | Method Detection Limit |
| ML | Minimum Level (Dioxin) |
| MPN | Most Probable Number |
| MQL | Method Quantitation Limit |
| NC | Not Calculated |
| ND | Not Detected at the reporting limit (or MDL or EDL if shown) |
| NEG | Negative / Absent |
| POS | Positive / Present |
| PQL | Practical Quantitation Limit |
| PRES | Presumptive |
| QC | Quality Control |
| RER | Relative Error Ratio (Radiochemistry) |
| RL | Reporting Limit or Requested Limit (Radiochemistry) |
| RPD | Relative Percent Difference, a measure of the relative difference between two points |
| TEF | Toxicity Equivalent Factor (Dioxin) |
| TEQ | Toxicity Equivalent Quotient (Dioxin) |
| TNTC | Too Numerous To Count |

## Job ID: 570-97822-1

### Laboratory: Eurofins Calscience

**Narrative**

**Job Narrative**
**570-97822-1**

**Comments**
Please note that one or more samples in the following analytical report have exceeded the laboratory recommended holding time for tedlar bags (3 days). As per client-specific program requirements, associated qualifiers concerning holding time have been removed.

**Receipt**
The sample was received on 5/27/2022 7:30 PM. Unless otherwise noted below, the sample arrived in good condition, and where required, properly preserved and on ice. The temperature of the cooler at receipt was 22.0º C.

**Air Toxics**
No analytical or quality issues were noted, other than those described in the Definitions/Glossary page.

# Detection Summary

Client: Calclean Inc
Project/Site: TRIPLE STOP CHEVRON

Job ID: 570-97822-1

## Client Sample ID: TOTAL INLET

## Lab Sample ID: 570-97822-1

| Analyte | Result | Qualifier | RL | | Unit | Dil Fac | D | Method | Prep Type |
|---|---|---|---|---|---|---|---|---|---|
| Ethylbenzene | 0.16 | | 0.0013 | | ppm v/v | 2.5 | | TO-15 | Total/NA |
| Benzene - DL | 0.75 | | 0.0063 | | ppm v/v | 12.5 | | TO-15 | Total/NA |
| Toluene - DL | 0.19 | | 0.063 | | ppm v/v | 12.5 | | TO-15 | Total/NA |
| m,p-Xylene - DL | 0.32 | | 0.025 | | ppm v/v | 12.5 | | TO-15 | Total/NA |
| o-Xylene - DL | 0.12 | | 0.0063 | | ppm v/v | 12.5 | | TO-15 | Total/NA |
| Xylenes, Total - DL | 0.44 | | 0.031 | | ppm v/v | 12.5 | | TO-15 | Total/NA |
| TPH (as Gasoline) | 11 | | 2.0 | | ppm v/v | 1 | | TO3 | Total/NA |

| Analyte | Result | Qualifier | RL | | Unit | Dil Fac | D | Method | Prep Type |
|---|---|---|---|---|---|---|---|---|---|
| Ethylbenzene | 700 | | 5.4 | | ug/m3 | 2.5 | | TO-15 | Total/NA |
| Benzene - DL | 2400 | | 20 | | ug/m3 | 12.5 | | TO-15 | Total/NA |
| Toluene - DL | 730 | | 240 | | ug/m3 | 12.5 | | TO-15 | Total/NA |
| m,p-Xylene - DL | 1400 | | 110 | | ug/m3 | 12.5 | | TO-15 | Total/NA |
| o-Xylene - DL | 520 | | 27 | | ug/m3 | 12.5 | | TO-15 | Total/NA |
| Xylenes, Total - DL | 1900 | | 140 | | ug/m3 | 12.5 | | TO-15 | Total/NA |
| TPH (as Gasoline) | 47000 | | 8200 | | ug/m3 | 1 | | TO3 | Total/NA |

This Detection Summary does not include radiochemical test results.

# Client Sample Results

Client: Calclean Inc
Project/Site: TRIPLE STOP CHEVRON

Job ID: 570-97822-1

## Method: TO-15 - Volatile Organic Compounds in Ambient Air

**Client Sample ID: TOTAL INLET**
**Date Collected: 05/23/22 12:00**
**Date Received: 05/27/22 19:30**
**Sample Container: Tedlar Bag 1L**

**Lab Sample ID: 570-97822-1**
**Matrix: Air**

| Analyte | Result | Qualifier | RL | | Unit | D | Prepared | Analyzed | Dil Fac |
|---|---|---|---|---|---|---|---|---|---|
| **Ethylbenzene** | **0.16** | | 0.0013 | | ppm v/v | | | 05/29/22 08:00 | 2.5 |
| Methyl-t-Butyl Ether (MTBE) | ND | | 0.0050 | | ppm v/v | | | 05/29/22 08:00 | 2.5 |
| tert-Butyl alcohol (TBA) | ND | | 0.013 | | ppm v/v | | | 05/29/22 08:00 | 2.5 |
| Di-isopropyl ether (DIPE) | ND | | 0.0050 | | ppm v/v | | | 05/29/22 08:00 | 2.5 |
| Ethyl-t-butyl ether (ETBE) | ND | | 0.0050 | | ppm v/v | | | 05/29/22 08:00 | 2.5 |
| Tert-amyl-methyl ether (TAME) | ND | | 0.0050 | | ppm v/v | | | 05/29/22 08:00 | 2.5 |
| Ethanol | ND | | 0.13 | | ppm v/v | | | 05/29/22 08:00 | 2.5 |

| Analyte | Result | Qualifier | RL | | Unit | D | Prepared | Analyzed | Dil Fac |
|---|---|---|---|---|---|---|---|---|---|
| **Ethylbenzene** | **700** | | 5.4 | | ug/m3 | | | 05/29/22 08:00 | 2.5 |
| Methyl-t-Butyl Ether (MTBE) | ND | | 18 | | ug/m3 | | | 05/29/22 08:00 | 2.5 |
| tert-Butyl alcohol (TBA) | ND | | 38 | | ug/m3 | | | 05/29/22 08:00 | 2.5 |
| Di-isopropyl ether (DIPE) | ND | | 21 | | ug/m3 | | | 05/29/22 08:00 | 2.5 |
| Ethyl-t-butyl ether (ETBE) | ND | | 21 | | ug/m3 | | | 05/29/22 08:00 | 2.5 |
| Tert-amyl-methyl ether (TAME) | ND | | 21 | | ug/m3 | | | 05/29/22 08:00 | 2.5 |
| Ethanol | ND | | 240 | | ug/m3 | | | 05/29/22 08:00 | 2.5 |

| *Surrogate* | *%Recovery* | *Qualifier* | *Limits* | | *Prepared* | *Analyzed* | *Dil Fac* |
|---|---|---|---|---|---|---|---|
| *1,2-Dichloroethane-d4 (Surr)* | *100* | | *66 - 132* | | | *05/29/22 08:00* | *2.5* |
| *4-Bromofluorobenzene (Surr)* | *106* | | *70 - 130* | | | *05/29/22 08:00* | *2.5* |
| *Toluene-d8 (Surr)* | *105* | | *70 - 130* | | | *05/29/22 08:00* | *2.5* |

# Client Sample Results

Client: Calclean Inc
Project/Site: TRIPLE STOP CHEVRON

Job ID: 570-97822-1

## Method: TO-15 - Volatile Organic Compounds in Ambient Air - DL

**Client Sample ID: TOTAL INLET**
**Date Collected: 05/23/22 12:00**
**Date Received: 05/27/22 19:30**
**Sample Container: Tedlar Bag 1L**

**Lab Sample ID: 570-97822-1**
**Matrix: Air**

| Analyte | Result | Qualifier | RL | | Unit | D | Prepared | Analyzed | Dil Fac |
|---|---|---|---|---|---|---|---|---|---|
| Benzene | 0.75 | | 0.0063 | | ppm v/v | | | 05/31/22 22:52 | 12.5 |
| Toluene | 0.19 | | 0.063 | | ppm v/v | | | 05/31/22 22:52 | 12.5 |
| m,p-Xylene | 0.32 | | 0.025 | | ppm v/v | | | 05/31/22 22:52 | 12.5 |
| o-Xylene | 0.12 | | 0.0063 | | ppm v/v | | | 05/31/22 22:52 | 12.5 |
| Xylenes, Total | 0.44 | | 0.031 | | ppm v/v | | | 05/31/22 22:52 | 12.5 |

| Analyte | Result | Qualifier | RL | | Unit | D | Prepared | Analyzed | Dil Fac |
|---|---|---|---|---|---|---|---|---|---|
| Benzene | 2400 | | 20 | | ug/m3 | | | 05/31/22 22:52 | 12.5 |
| Toluene | 730 | | 240 | | ug/m3 | | | 05/31/22 22:52 | 12.5 |
| m,p-Xylene | 1400 | | 110 | | ug/m3 | | | 05/31/22 22:52 | 12.5 |
| o-Xylene | 520 | | 27 | | ug/m3 | | | 05/31/22 22:52 | 12.5 |
| Xylenes, Total | 1900 | | 140 | | ug/m3 | | | 05/31/22 22:52 | 12.5 |

| *Surrogate* | *%Recovery* | *Qualifier* | *Limits* | *Prepared* | *Analyzed* | *Dil Fac* |
|---|---|---|---|---|---|---|
| *1,2-Dichloroethane-d4 (Surr)* | *101* | | *66 - 132* | | *05/31/22 22:52* | *12.5* |
| *4-Bromofluorobenzene (Surr)* | *101* | | *70 - 130* | | *05/31/22 22:52* | *12.5* |
| *Toluene-d8 (Surr)* | *100* | | *70 - 130* | | *05/31/22 22:52* | *12.5* |

# Client Sample Results

Client: Calclean Inc
Project/Site: TRIPLE STOP CHEVRON

Job ID: 570-97822-1

## Method: TO3 - Volatile Organic Compounds in Ambient Air, Cryogenic Pre-Conc Techniques (GC)

**Client Sample ID: TOTAL INLET**
**Date Collected: 05/23/22 12:00**
**Date Received: 05/27/22 19:30**
**Sample Container: Tedlar Bag 1L**

**Lab Sample ID: 570-97822-1**
**Matrix: Air**

| Analyte | Result | Qualifier | RL | | Unit | D | Prepared | Analyzed | Dil Fac |
|---|---|---|---|---|---|---|---|---|---|
| TPH (as Gasoline) | 11 | | 2.0 | | ppm v/v | | | 05/28/22 11:09 | 1 |

| Analyte | Result | Qualifier | RL | | Unit | D | Prepared | Analyzed | Dil Fac |
|---|---|---|---|---|---|---|---|---|---|
| TPH (as Gasoline) | 47000 | | 8200 | | ug/m3 | | | 05/28/22 11:09 | 1 |

# Surrogate Summary

Client: Calclean Inc
Project/Site: TRIPLE STOP CHEVRON

Job ID: 570-97822-1

## Method: TO-15 - Volatile Organic Compounds in Ambient Air

**Matrix: Air** **Prep Type: Total/NA**

| | | Percent Surrogate Recovery (Acceptance Limits) | | |
|---|---|---|---|---|
| | | DCA | BFB | TOL |
| **Lab Sample ID** | **Client Sample ID** | **(66-132)** | **(70-130)** | **(70-130)** |
| 570-97822-1 | TOTAL INLET | 100 | 106 | 105 |
| 570-97822-1 - DL | TOTAL INLET | 101 | 101 | 100 |
| LCS 570-237725/3 | Lab Control Sample | 98 | 99 | 100 |
| LCS 570-238319/1010 | Lab Control Sample | 95 | 99 | 98 |
| LCSD 570-237725/4 | Lab Control Sample Dup | 99 | 97 | 101 |
| LCSD 570-238319/11 | Lab Control Sample Dup | 101 | 100 | 98 |
| MB 570-237725/6 | Method Blank | 100 | 102 | 100 |
| MB 570-238319/13 | Method Blank | 104 | 101 | 95 |

**Surrogate Legend**

DCA = 1,2-Dichloroethane-d4 (Surr)
BFB = 4-Bromofluorobenzene (Surr)
TOL = Toluene-d8 (Surr)

# QC Sample Results

Client: Calclean Inc
Project/Site: TRIPLE STOP CHEVRON

Job ID: 570-97822-1

## Method: TO-15 - Volatile Organic Compounds in Ambient Air

**Lab Sample ID: MB 570-237725/6**
**Matrix: Air**
**Analysis Batch: 237725**

**Client Sample ID: Method Blank**
**Prep Type: Total/NA**

| Analyte | MB Result | MB Qualifier | RL | | Unit | D | Prepared | Analyzed | Dil Fac |
|---|---|---|---|---|---|---|---|---|---|
| Benzene | ND | | 0.00050 | | ppm v/v | | | 05/29/22 03:47 | 1 |
| Toluene | ND | | 0.0050 | | ppm v/v | | | 05/29/22 03:47 | 1 |
| Ethylbenzene | ND | | 0.00050 | | ppm v/v | | | 05/29/22 03:47 | 1 |
| m,p-Xylene | ND | | 0.0020 | | ppm v/v | | | 05/29/22 03:47 | 1 |
| o-Xylene | ND | | 0.00050 | | ppm v/v | | | 05/29/22 03:47 | 1 |
| Xylenes, Total | ND | | 0.0025 | | ppm v/v | | | 05/29/22 03:47 | 1 |
| Methyl-t-Butyl Ether (MTBE) | ND | | 0.0020 | | ppm v/v | | | 05/29/22 03:47 | 1 |
| tert-Butyl alcohol (TBA) | ND | | 0.0050 | | ppm v/v | | | 05/29/22 03:47 | 1 |
| Di-isopropyl ether (DIPE) | ND | | 0.0020 | | ppm v/v | | | 05/29/22 03:47 | 1 |
| Ethyl-t-butyl ether (ETBE) | ND | | 0.0020 | | ppm v/v | | | 05/29/22 03:47 | 1 |
| Tert-amyl-methyl ether (TAME) | ND | | 0.0020 | | ppm v/v | | | 05/29/22 03:47 | 1 |
| Ethanol | ND | | 0.050 | | ppm v/v | | | 05/29/22 03:47 | 1 |

| Analyte | MB Result | MB Qualifier | RL | | Unit | D | Prepared | Analyzed | Dil Fac |
|---|---|---|---|---|---|---|---|---|---|
| Benzene | ND | | 1.6 | | ug/m3 | | | 05/29/22 03:47 | 1 |
| Toluene | ND | | 19 | | ug/m3 | | | 05/29/22 03:47 | 1 |
| Ethylbenzene | ND | | 2.2 | | ug/m3 | | | 05/29/22 03:47 | 1 |
| m,p-Xylene | ND | | 8.7 | | ug/m3 | | | 05/29/22 03:47 | 1 |
| o-Xylene | ND | | 2.2 | | ug/m3 | | | 05/29/22 03:47 | 1 |
| Xylenes, Total | ND | | 11 | | ug/m3 | | | 05/29/22 03:47 | 1 |
| Methyl-t-Butyl Ether (MTBE) | ND | | 7.2 | | ug/m3 | | | 05/29/22 03:47 | 1 |
| tert-Butyl alcohol (TBA) | ND | | 15 | | ug/m3 | | | 05/29/22 03:47 | 1 |
| Di-isopropyl ether (DIPE) | ND | | 8.4 | | ug/m3 | | | 05/29/22 03:47 | 1 |
| Ethyl-t-butyl ether (ETBE) | ND | | 8.4 | | ug/m3 | | | 05/29/22 03:47 | 1 |
| Tert-amyl-methyl ether (TAME) | ND | | 8.4 | | ug/m3 | | | 05/29/22 03:47 | 1 |
| Ethanol | ND | | 94 | | ug/m3 | | | 05/29/22 03:47 | 1 |

| *Surrogate* | *MB %Recovery* | *MB Qualifier* | *Limits* | | *Prepared* | *Analyzed* | *Dil Fac* |
|---|---|---|---|---|---|---|---|
| *1,2-Dichloroethane-d4 (Surr)* | *100* | | *66 - 132* | | | *05/29/22 03:47* | *1* |
| *4-Bromofluorobenzene (Surr)* | *102* | | *70 - 130* | | | *05/29/22 03:47* | *1* |
| *Toluene-d8 (Surr)* | *100* | | *70 - 130* | | | *05/29/22 03:47* | *1* |

**Lab Sample ID: LCS 570-237725/3**
**Matrix: Air**
**Analysis Batch: 237725**

**Client Sample ID: Lab Control Sample**
**Prep Type: Total/NA**

| Analyte | | | Spike Added | LCS Result | LCS Qualifier | Unit | D | %Rec | %Rec Limits | | |
|---|---|---|---|---|---|---|---|---|---|---|---|
| Benzene | | | 0.0250 | 0.02325 | | ppm v/v | | 93 | 68 - 134 | | |
| Toluene | | | 0.0250 | 0.02273 | | ppm v/v | | 91 | 70 - 130 | | |
| Ethylbenzene | | | 0.0250 | 0.02259 | | ppm v/v | | 90 | 70 - 130 | | |
| m,p-Xylene | | | 0.0500 | 0.04607 | | ppm v/v | | 92 | 70 - 130 | | |
| o-Xylene | | | 0.0250 | 0.02253 | | ppm v/v | | 90 | 68 - 130 | | |
| Methyl-t-Butyl Ether (MTBE) | | | 0.0250 | 0.02364 | | ppm v/v | | 95 | 70 - 130 | | |
| tert-Butyl alcohol (TBA) | | | 0.0500 | 0.04752 | | ppm v/v | | 95 | 65 - 132 | | |
| Di-isopropyl ether (DIPE) | | | 0.0250 | 0.02353 | | ppm v/v | | 94 | 58 - 144 | | |
| Ethyl-t-butyl ether (ETBE) | | | 0.0250 | 0.02346 | | ppm v/v | | 94 | 67 - 130 | | |
| Tert-amyl-methyl ether (TAME) | | | 0.0250 | 0.02343 | | ppm v/v | | 94 | 70 - 130 | | |
| Ethanol | | | 0.100 | 0.09464 | | ppm v/v | | 95 | 61 - 133 | | |

## Method: TO-15 - Volatile Organic Compounds in Ambient Air (Continued)

| Analyte | | | Spike Added | LCS Result | LCS Qualifier | Unit | D | %Rec | %Rec Limits | | |
|---|---|---|---|---|---|---|---|---|---|---|---|
| Benzene | | | 80 | 74.26 | | ug/m3 | | 93 | 68 - 134 | | |
| Toluene | | | 94 | 85.65 | | ug/m3 | | 91 | 70 - 130 | | |
| Ethylbenzene | | | 110 | 98.11 | | ug/m3 | | 90 | 70 - 130 | | |
| m,p-Xylene | | | 220 | 200.1 | | ug/m3 | | 92 | 70 - 130 | | |
| o-Xylene | | | 110 | 97.83 | | ug/m3 | | 90 | 68 - 130 | | |
| Methyl-t-Butyl Ether (MTBE) | | | 90 | 85.23 | | ug/m3 | | 95 | 70 - 130 | | |
| tert-Butyl alcohol (TBA) | | | 150 | 144.1 | | ug/m3 | | 95 | 65 - 132 | | |
| Di-isopropyl ether (DIPE) | | | 100 | 98.34 | | ug/m3 | | 94 | 58 - 144 | | |
| Ethyl-t-butyl ether (ETBE) | | | 100 | 98.02 | | ug/m3 | | 94 | 67 - 130 | | |
| Tert-amyl-methyl ether (TAME) | | | 100 | 97.89 | | ug/m3 | | 94 | 70 - 130 | | |
| Ethanol | | | 190 | 178.3 | | ug/m3 | | 95 | 61 - 133 | | |

| *Surrogate* | *LCS %Recovery* | *LCS Qualifier* | *Limits* |
|---|---|---|---|
| *1,2-Dichloroethane-d4 (Surr)* | *98* | | *66 - 132* |
| *4-Bromofluorobenzene (Surr)* | *99* | | *70 - 130* |
| *Toluene-d8 (Surr)* | *100* | | *70 - 130* |

**Lab Sample ID: LCSD 570-237725/4**
**Matrix: Air**
**Analysis Batch: 237725**

**Client Sample ID: Lab Control Sample Dup**
**Prep Type: Total/NA**

| Analyte | | | Spike Added | LCSD Result | LCSD Qualifier | Unit | D | %Rec | %Rec Limits | RPD | RPD Limit |
|---|---|---|---|---|---|---|---|---|---|---|---|
| Benzene | | | 0.0250 | 0.02270 | | ppm v/v | | 91 | 68 - 134 | 2 | 25 |
| Toluene | | | 0.0250 | 0.02214 | | ppm v/v | | 89 | 70 - 130 | 3 | 25 |
| Ethylbenzene | | | 0.0250 | 0.02208 | | ppm v/v | | 88 | 70 - 130 | 2 | 25 |
| m,p-Xylene | | | 0.0500 | 0.04308 | | ppm v/v | | 86 | 70 - 130 | 7 | 25 |
| o-Xylene | | | 0.0250 | 0.02180 | | ppm v/v | | 87 | 68 - 130 | 3 | 25 |
| Methyl-t-Butyl Ether (MTBE) | | | 0.0250 | 0.02197 | | ppm v/v | | 88 | 70 - 130 | 7 | 25 |
| tert-Butyl alcohol (TBA) | | | 0.0500 | 0.04448 | | ppm v/v | | 89 | 65 - 132 | 7 | 25 |
| Di-isopropyl ether (DIPE) | | | 0.0250 | 0.02207 | | ppm v/v | | 88 | 58 - 144 | 6 | 25 |
| Ethyl-t-butyl ether (ETBE) | | | 0.0250 | 0.02240 | | ppm v/v | | 90 | 67 - 130 | 5 | 25 |
| Tert-amyl-methyl ether (TAME) | | | 0.0250 | 0.02245 | | ppm v/v | | 90 | 70 - 130 | 4 | 25 |
| Ethanol | | | 0.100 | 0.08713 | | ppm v/v | | 87 | 61 - 133 | 8 | 25 |
| **Analyte** | | | **Spike Added** | **LCSD Result** | **LCSD Qualifier** | **Unit** | **D** | **%Rec** | **%Rec Limits** | **RPD** | **RPD Limit** |
| Benzene | | | 80 | 72.51 | | ug/m3 | | 91 | 68 - 134 | 2 | 25 |
| Toluene | | | 94 | 83.43 | | ug/m3 | | 89 | 70 - 130 | 3 | 25 |
| Ethylbenzene | | | 110 | 95.87 | | ug/m3 | | 88 | 70 - 130 | 2 | 25 |
| m,p-Xylene | | | 220 | 187.1 | | ug/m3 | | 86 | 70 - 130 | 7 | 25 |
| o-Xylene | | | 110 | 94.65 | | ug/m3 | | 87 | 68 - 130 | 3 | 25 |
| Methyl-t-Butyl Ether (MTBE) | | | 90 | 79.21 | | ug/m3 | | 88 | 70 - 130 | 7 | 25 |
| tert-Butyl alcohol (TBA) | | | 150 | 134.8 | | ug/m3 | | 89 | 65 - 132 | 7 | 25 |
| Di-isopropyl ether (DIPE) | | | 100 | 92.21 | | ug/m3 | | 88 | 58 - 144 | 6 | 25 |
| Ethyl-t-butyl ether (ETBE) | | | 100 | 93.59 | | ug/m3 | | 90 | 67 - 130 | 5 | 25 |
| Tert-amyl-methyl ether (TAME) | | | 100 | 93.82 | | ug/m3 | | 90 | 70 - 130 | 4 | 25 |
| Ethanol | | | 190 | 164.2 | | ug/m3 | | 87 | 61 - 133 | 8 | 25 |

| *Surrogate* | *LCSD %Recovery* | *LCSD Qualifier* | *Limits* |
|---|---|---|---|
| *1,2-Dichloroethane-d4 (Surr)* | *99* | | *66 - 132* |
| *4-Bromofluorobenzene (Surr)* | *97* | | *70 - 130* |
| *Toluene-d8 (Surr)* | *101* | | *70 - 130* |

## Method: TO-15 - Volatile Organic Compounds in Ambient Air

**Lab Sample ID: MB 570-238319/13**
**Matrix: Air**
**Analysis Batch: 238319**

**Client Sample ID: Method Blank**
**Prep Type: Total/NA**

| Analyte | MB Result | MB Qualifier | RL | | Unit | D | Prepared | Analyzed | Dil Fac |
|---|---|---|---|---|---|---|---|---|---|
| Benzene | ND | | 0.00050 | | ppm v/v | | | 05/31/22 22:11 | 1 |
| Toluene | ND | | 0.0050 | | ppm v/v | | | 05/31/22 22:11 | 1 |
| Ethylbenzene | ND | | 0.00050 | | ppm v/v | | | 05/31/22 22:11 | 1 |
| m,p-Xylene | ND | | 0.0020 | | ppm v/v | | | 05/31/22 22:11 | 1 |
| o-Xylene | ND | | 0.00050 | | ppm v/v | | | 05/31/22 22:11 | 1 |
| Xylenes, Total | ND | | 0.0025 | | ppm v/v | | | 05/31/22 22:11 | 1 |
| Methyl-t-Butyl Ether (MTBE) | ND | | 0.0020 | | ppm v/v | | | 05/31/22 22:11 | 1 |
| tert-Butyl alcohol (TBA) | ND | | 0.0050 | | ppm v/v | | | 05/31/22 22:11 | 1 |
| Di-isopropyl ether (DIPE) | ND | | 0.0020 | | ppm v/v | | | 05/31/22 22:11 | 1 |
| Ethyl-t-butyl ether (ETBE) | ND | | 0.0020 | | ppm v/v | | | 05/31/22 22:11 | 1 |
| Tert-amyl-methyl ether (TAME) | ND | | 0.0020 | | ppm v/v | | | 05/31/22 22:11 | 1 |
| Ethanol | ND | | 0.050 | | ppm v/v | | | 05/31/22 22:11 | 1 |

| Analyte | MB Result | MB Qualifier | RL | | Unit | D | Prepared | Analyzed | Dil Fac |
|---|---|---|---|---|---|---|---|---|---|
| Benzene | ND | | 1.6 | | ug/m3 | | | 05/31/22 22:11 | 1 |
| Toluene | ND | | 19 | | ug/m3 | | | 05/31/22 22:11 | 1 |
| Ethylbenzene | ND | | 2.2 | | ug/m3 | | | 05/31/22 22:11 | 1 |
| m,p-Xylene | ND | | 8.7 | | ug/m3 | | | 05/31/22 22:11 | 1 |
| o-Xylene | ND | | 2.2 | | ug/m3 | | | 05/31/22 22:11 | 1 |
| Xylenes, Total | ND | | 11 | | ug/m3 | | | 05/31/22 22:11 | 1 |
| Methyl-t-Butyl Ether (MTBE) | ND | | 7.2 | | ug/m3 | | | 05/31/22 22:11 | 1 |
| tert-Butyl alcohol (TBA) | ND | | 15 | | ug/m3 | | | 05/31/22 22:11 | 1 |
| Di-isopropyl ether (DIPE) | ND | | 8.4 | | ug/m3 | | | 05/31/22 22:11 | 1 |
| Ethyl-t-butyl ether (ETBE) | ND | | 8.4 | | ug/m3 | | | 05/31/22 22:11 | 1 |
| Tert-amyl-methyl ether (TAME) | ND | | 8.4 | | ug/m3 | | | 05/31/22 22:11 | 1 |
| Ethanol | ND | | 94 | | ug/m3 | | | 05/31/22 22:11 | 1 |

| *Surrogate* | *MB %Recovery* | *MB Qualifier* | *Limits* | *Prepared* | *Analyzed* | *Dil Fac* |
|---|---|---|---|---|---|---|
| *1,2-Dichloroethane-d4 (Surr)* | *104* | | *66 - 132* | | *05/31/22 22:11* | *1* |
| *4-Bromofluorobenzene (Surr)* | *101* | | *70 - 130* | | *05/31/22 22:11* | *1* |
| *Toluene-d8 (Surr)* | *95* | | *70 - 130* | | *05/31/22 22:11* | *1* |

**Lab Sample ID: LCS 570-238319/1010**
**Matrix: Air**
**Analysis Batch: 238319**

**Client Sample ID: Lab Control Sample**
**Prep Type: Total/NA**

| Analyte | Spike Added | LCS Result | LCS Qualifier | Unit | D | %Rec | %Rec Limits |
|---|---|---|---|---|---|---|---|
| Benzene | 0.0250 | 0.02523 | | ppm v/v | | 101 | 68 - 134 |
| Toluene | 0.0250 | 0.02539 | | ppm v/v | | 102 | 70 - 130 |
| Ethylbenzene | 0.0250 | 0.02466 | | ppm v/v | | 99 | 70 - 130 |
| m,p-Xylene | 0.0500 | 0.04923 | | ppm v/v | | 98 | 70 - 130 |
| o-Xylene | 0.0250 | 0.02484 | | ppm v/v | | 99 | 68 - 130 |
| Methyl-t-Butyl Ether (MTBE) | 0.0250 | 0.02496 | | ppm v/v | | 100 | 70 - 130 |
| tert-Butyl alcohol (TBA) | 0.0500 | 0.04961 | | ppm v/v | | 99 | 65 - 132 |
| Di-isopropyl ether (DIPE) | 0.0250 | 0.02506 | | ppm v/v | | 100 | 58 - 144 |
| Ethyl-t-butyl ether (ETBE) | 0.0250 | 0.02461 | | ppm v/v | | 98 | 67 - 130 |
| Tert-amyl-methyl ether (TAME) | 0.0250 | 0.02502 | | ppm v/v | | 100 | 70 - 130 |
| Ethanol | 0.100 | 0.1001 | | ppm v/v | | 100 | 61 - 133 |

## Method: TO-15 - Volatile Organic Compounds in Ambient Air (Continued)

| Analyte | | | Spike Added | LCS Result | LCS Qualifier | Unit | D | %Rec | %Rec Limits | | |
|---|---|---|---|---|---|---|---|---|---|---|---|
| Benzene | | | 80 | 80.62 | | ug/m3 | | 101 | 68 - 134 | | |
| Toluene | | | 94 | 95.67 | | ug/m3 | | 102 | 70 - 130 | | |
| Ethylbenzene | | | 110 | 107.1 | | ug/m3 | | 99 | 70 - 130 | | |
| m,p-Xylene | | | 220 | 213.8 | | ug/m3 | | 98 | 70 - 130 | | |
| o-Xylene | | | 110 | 107.9 | | ug/m3 | | 99 | 68 - 130 | | |
| Methyl-t-Butyl Ether (MTBE) | | | 90 | 89.98 | | ug/m3 | | 100 | 70 - 130 | | |
| tert-Butyl alcohol (TBA) | | | 150 | 150.4 | | ug/m3 | | 99 | 65 - 132 | | |
| Di-isopropyl ether (DIPE) | | | 100 | 104.7 | | ug/m3 | | 100 | 58 - 144 | | |
| Ethyl-t-butyl ether (ETBE) | | | 100 | 102.8 | | ug/m3 | | 98 | 67 - 130 | | |
| Tert-amyl-methyl ether (TAME) | | | 100 | 104.6 | | ug/m3 | | 100 | 70 - 130 | | |
| Ethanol | | | 190 | 188.6 | | ug/m3 | | 100 | 61 - 133 | | |

| *Surrogate* | *LCS %Recovery* | *LCS Qualifier* | *Limits* |
|---|---|---|---|
| *1,2-Dichloroethane-d4 (Surr)* | *95* | | *66 - 132* |
| *4-Bromofluorobenzene (Surr)* | *99* | | *70 - 130* |
| *Toluene-d8 (Surr)* | *98* | | *70 - 130* |

**Lab Sample ID: LCSD 570-238319/11**
**Matrix: Air**
**Analysis Batch: 238319**

**Client Sample ID: Lab Control Sample Dup**
**Prep Type: Total/NA**

| Analyte | | | Spike Added | LCSD Result | LCSD Qualifier | Unit | D | %Rec | %Rec Limits | RPD | RPD Limit |
|---|---|---|---|---|---|---|---|---|---|---|---|
| Benzene | | | 0.0250 | 0.02379 | | ppm v/v | | 95 | 68 - 134 | 6 | 25 |
| Toluene | | | 0.0250 | 0.02371 | | ppm v/v | | 95 | 70 - 130 | 7 | 25 |
| Ethylbenzene | | | 0.0250 | 0.02367 | | ppm v/v | | 95 | 70 - 130 | 4 | 25 |
| m,p-Xylene | | | 0.0500 | 0.04693 | | ppm v/v | | 94 | 70 - 130 | 5 | 25 |
| o-Xylene | | | 0.0250 | 0.02337 | | ppm v/v | | 93 | 68 - 130 | 6 | 25 |
| Methyl-t-Butyl Ether (MTBE) | | | 0.0250 | 0.02451 | | ppm v/v | | 98 | 70 - 130 | 2 | 25 |
| tert-Butyl alcohol (TBA) | | | 0.0500 | 0.04933 | | ppm v/v | | 99 | 65 - 132 | 1 | 25 |
| Di-isopropyl ether (DIPE) | | | 0.0250 | 0.02429 | | ppm v/v | | 97 | 58 - 144 | 3 | 25 |
| Ethyl-t-butyl ether (ETBE) | | | 0.0250 | 0.02401 | | ppm v/v | | 96 | 67 - 130 | 2 | 25 |
| Tert-amyl-methyl ether (TAME) | | | 0.0250 | 0.02392 | | ppm v/v | | 96 | 70 - 130 | 5 | 25 |
| Ethanol | | | 0.100 | 0.09594 | | ppm v/v | | 96 | 61 - 133 | 4 | 25 |
| **Analyte** | | | **Spike Added** | **LCSD Result** | **LCSD Qualifier** | **Unit** | **D** | **%Rec** | **%Rec Limits** | **RPD** | **RPD Limit** |
| Benzene | | | 80 | 76.00 | | ug/m3 | | 95 | 68 - 134 | 6 | 25 |
| Toluene | | | 94 | 89.35 | | ug/m3 | | 95 | 70 - 130 | 7 | 25 |
| Ethylbenzene | | | 110 | 102.8 | | ug/m3 | | 95 | 70 - 130 | 4 | 25 |
| m,p-Xylene | | | 220 | 203.8 | | ug/m3 | | 94 | 70 - 130 | 5 | 25 |
| o-Xylene | | | 110 | 101.5 | | ug/m3 | | 93 | 68 - 130 | 6 | 25 |
| Methyl-t-Butyl Ether (MTBE) | | | 90 | 88.37 | | ug/m3 | | 98 | 70 - 130 | 2 | 25 |
| tert-Butyl alcohol (TBA) | | | 150 | 149.5 | | ug/m3 | | 99 | 65 - 132 | 1 | 25 |
| Di-isopropyl ether (DIPE) | | | 100 | 101.5 | | ug/m3 | | 97 | 58 - 144 | 3 | 25 |
| Ethyl-t-butyl ether (ETBE) | | | 100 | 100.3 | | ug/m3 | | 96 | 67 - 130 | 2 | 25 |
| Tert-amyl-methyl ether (TAME) | | | 100 | 99.97 | | ug/m3 | | 96 | 70 - 130 | 5 | 25 |
| Ethanol | | | 190 | 180.8 | | ug/m3 | | 96 | 61 - 133 | 4 | 25 |

| *Surrogate* | *LCSD %Recovery* | *LCSD Qualifier* | *Limits* |
|---|---|---|---|
| *1,2-Dichloroethane-d4 (Surr)* | *101* | | *66 - 132* |
| *4-Bromofluorobenzene (Surr)* | *100* | | *70 - 130* |
| *Toluene-d8 (Surr)* | *98* | | *70 - 130* |

# QC Sample Results

Client: Calclean Inc
Project/Site: TRIPLE STOP CHEVRON

Job ID: 570-97822-1

## Method: TO3 - Volatile Organic Compounds in Ambient Air, Cryogenic Pre-Conc Techniques (GC)

**Lab Sample ID: MB 570-237689/4**
**Matrix: Air**
**Analysis Batch: 237689**

**Client Sample ID: Method Blank**
**Prep Type: Total/NA**

| Analyte | MB Result | MB Qualifier | RL | | Unit | D | Prepared | Analyzed | Dil Fac |
|---|---|---|---|---|---|---|---|---|---|
| TPH (as Gasoline) | ND | | 2.0 | | ppm v/v | | | 05/28/22 10:17 | 1 |

| Analyte | MB Result | MB Qualifier | RL | | Unit | D | Prepared | Analyzed | Dil Fac |
|---|---|---|---|---|---|---|---|---|---|
| TPH (as Gasoline) | ND | | 8200 | | ug/m3 | | | 05/28/22 10:17 | 1 |

**Lab Sample ID: LCS 570-237689/2**
**Matrix: Air**
**Analysis Batch: 237689**

**Client Sample ID: Lab Control Sample**
**Prep Type: Total/NA**

| Analyte | | | Spike Added | LCS Result | LCS Qualifier | Unit | D | %Rec | %Rec Limits | | |
|---|---|---|---|---|---|---|---|---|---|---|---|
| TPH (as Gasoline) | | | 200 | 187.6 | | ppm v/v | | 94 | 80 - 120 | | |

| Analyte | | | Spike Added | LCS Result | LCS Qualifier | Unit | D | %Rec | %Rec Limits | | |
|---|---|---|---|---|---|---|---|---|---|---|---|
| TPH (as Gasoline) | | | 820000 | 767400 | | ug/m3 | | 94 | 80 - 120 | | |

# QC Association Summary

Client: Calclean Inc
Project/Site: TRIPLE STOP CHEVRON

Job ID: 570-97822-1

## Air - GC/MS VOA

### Analysis Batch: 237725

| Lab Sample ID | Client Sample ID | Prep Type | Matrix | Method | Prep Batch |
|---|---|---|---|---|---|
| 570-97822-1 | TOTAL INLET | Total/NA | Air | TO-15 | |
| MB 570-237725/6 | Method Blank | Total/NA | Air | TO-15 | |
| LCS 570-237725/3 | Lab Control Sample | Total/NA | Air | TO-15 | |
| LCSD 570-237725/4 | Lab Control Sample Dup | Total/NA | Air | TO-15 | |

### Analysis Batch: 238319

| Lab Sample ID | Client Sample ID | Prep Type | Matrix | Method | Prep Batch |
|---|---|---|---|---|---|
| 570-97822-1 - DL | TOTAL INLET | Total/NA | Air | TO-15 | |
| MB 570-238319/13 | Method Blank | Total/NA | Air | TO-15 | |
| LCS 570-238319/1010 | Lab Control Sample | Total/NA | Air | TO-15 | |
| LCSD 570-238319/11 | Lab Control Sample Dup | Total/NA | Air | TO-15 | |

## Air - GC VOA

### Analysis Batch: 237689

| Lab Sample ID | Client Sample ID | Prep Type | Matrix | Method | Prep Batch |
|---|---|---|---|---|---|
| 570-97822-1 | TOTAL INLET | Total/NA | Air | TO3 | |
| MB 570-237689/4 | Method Blank | Total/NA | Air | TO3 | |
| LCS 570-237689/2 | Lab Control Sample | Total/NA | Air | TO3 | |

# Lab Chronicle

Client: Calclean Inc
Project/Site: TRIPLE STOP CHEVRON

Job ID: 570-97822-1

## Client Sample ID: TOTAL INLET

**Date Collected: 05/23/22 12:00**
**Date Received: 05/27/22 19:30**

## Lab Sample ID: 570-97822-1

**Matrix: Air**

| Prep Type | Batch Type | Batch Method | Run | Dil Factor | Initial Amount | Final Amount | Batch Number | Prepared or Analyzed | Analyst | Lab |
|---|---|---|---|---|---|---|---|---|---|---|
| Total/NA | Analysis | TO-15 | | 2.5 | 250 mL | 250 mL | 237725 | 05/29/22 08:00 | T1W | ECL 4 |
| | Instrument ID: | GCMSZZ | | | | | | | | |
| Total/NA | Analysis | TO-15 | DL | 12.5 | 250 mL | 250 mL | 238319 | 05/31/22 22:52 | UHOG | ECL 4 |
| | Instrument ID: | GCMSZZ | | | | | | | | |
| Total/NA | Analysis | TO3 | | 1 | | | 237689 | 05/28/22 11:09 | QXZ2 | ECL 4 |
| | Instrument ID: | GC13 | | | | | | | | |

**Laboratory References:**

ECL 4 = Eurofins Calscience Tustin, 2841 Dow Avenue, Tustin, CA 92780, TEL (714)895-5494

# Accreditation/Certification Summary

Client: Calclean Inc
Project/Site: TRIPLE STOP CHEVRON

Job ID: 570-97822-1

## Laboratory: Eurofins Calscience

The accreditations/certifications listed below are applicable to this report.

| Authority | Program | Identification Number | Expiration Date |
|---|---|---|---|
| Oregon | NELAP | CA300001 | 01-31-23 |

# Method Summary

Client: Calclean Inc
Project/Site: TRIPLE STOP CHEVRON

Job ID: 570-97822-1

| Method | Method Description | Protocol | Laboratory |
|---|---|---|---|
| TO-15 | Volatile Organic Compounds in Ambient Air | EPA | ECL 4 |
| TO3 | Volatile Organic Compounds in Ambient Air, Cryogenic Pre-Conc Techniques (GC) | EPA | ECL 4 |

**Protocol References:**

EPA = US Environmental Protection Agency

**Laboratory References:**

ECL 4 = Eurofins Calscience  Tustin, 2841 Dow Avenue, Tustin, CA 92780, TEL (714)895-5494

# Sample Summary

Client: Calclean Inc
Project/Site: TRIPLE STOP CHEVRON

Job ID: 570-97822-1

| Lab Sample ID | Client Sample ID | Matrix | Collected | Received |
|---|---|---|---|---|
| 570-97822-1 | TOTAL INLET | Air | 05/23/22 12:00 | 05/27/22 19:30 |

97822

eurofins | Calscience

7440 Lincoln Way, Garden Grove CA 92841-1427 • (714) 895-5494
For courier service / sample drop off information, contact us26_sales@eurofinsus.com or call us.

570-97822 Chain of Custody

# CHAIN OF CUSTODY RECORD

DATE: 5/27/2022

PAGE: 1 OF 1

LABORATORY CLIENT: CALCLEAN, INC.

ADDRESS: 1790 N. CASE STREET

CITY: ORANGE STATE: CA ZIP: 92865

TEL. 714-921-1234 E-MAIL. noelshenoi@calclean.com

CLIENT PROJECT NAME / NUMBER: TRIPLE STOP CHEVRON

P.O. NO

PROJECT CONTACT: NOEL SHENOI (714) 936-2706

SAMPLER(S): (PRINT) JOHN OMALLEY

TURNAROUND TIME (Rush surcharges may apply to any TAT not "STANDARD"):
☐ SAME DAY ☐ 24 HR ☐ 48 HR ☐ 72 HR ☐ 5 DAYS ☑ STANDARD

~~☐ COELT EDF~~ GLOBAL ID: LOG CODE:

SPECIAL INSTRUCTIONS: ppmv & ug/m3

## REQUESTED ANALYSES

Please check box or fill in blank as needed

| LAB USE ONLY | SAMPLE ID | SAMPLING DATE | SAMPLING TIME | MATRIX | NO OF CONT. | Unpreserved | Preserved | Field Filtered | TPH-G (8015) | BTEX/MTBE (8021) | BTEX/OXYS (8260B) | | TPH-G,BTEX+OXYS (8260B) | FULL SCAN (8260B) | TPH-G,FULL SCAN (8260B) | TPH-G (TO-3M) | BTEX, OXYS (TO-15) | | | | | | | | | | |
|---|---|---|---|---|---|---|---|---|---|---|---|---|---|---|---|---|---|---|---|---|---|---|---|---|---|---|---|
| 1 | TOTAL INLET | 5/23/22 | 1200 | A | 1 | X | | | | | | | | | | X | X | | | | | | | | | | |

| Relinquished by: (Signature) | Received by: (Signature/Affiliation) | Date | Time |
|---|---|---|---|
| [signature] | [signature] ECI | 5/27/2022 | 9:30 |
| Relinquished by: (Signature) | Received by: (Signature/Affiliation) | Date | Time |
| Relinquished by: (Signature) | Received by: (Signature/Affiliation) | Date | Time |



6/4/2022

06/02/14 Revision

# Login Sample Receipt Checklist

Client: Calclean Inc

Job Number: 570-97822-1

**Login Number: 97822**
**List Number: 1**
**Creator: Cortez Diaz, Antonio**

**List Source: Eurofins Calscience**

| Question | Answer | Comment |
|---|---|---|
| Radioactivity wasn't checked or is </= background as measured by a survey meter. | N/A | |
| The cooler's custody seal, if present, is intact. | True | |
| Sample custody seals, if present, are intact. | True | |
| The cooler or samples do not appear to have been compromised or tampered with. | True | |
| Samples were received on ice. | False | Thermal preservation not required. |
| Cooler Temperature is acceptable. | True | |
| Cooler Temperature is recorded. | True | |
| COC is present. | True | |
| COC is filled out in ink and legible. | True | |
| COC is filled out with all pertinent information. | True | |
| Is the Field Sampler's name present on COC? | True | |
| There are no discrepancies between the containers received and the COC. | True | |
| Samples are received within Holding Time (excluding tests with immediate HTs) | False | Refer to Job Narrative for details. |
| Sample containers have legible labels. | True | |
| Containers are not broken or leaking. | True | |
| Sample collection date/times are provided. | True | |
| Appropriate sample containers are used. | True | |
| Sample bottles are completely filled. | True | |
| Sample Preservation Verified. | True | |
| There is sufficient vol. for all requested analyses, incl. any requested MS/MSDs | True | |
| Containers requiring zero headspace have no headspace or bubble is <6mm (1/4"). | True | |
| Multiphasic samples are not present. | True | |
| Samples do not require splitting or compositing. | True | |
| Residual Chlorine Checked. | N/A | |

eurofins | Environment Testing America

# ANALYTICAL REPORT

Eurofins Calscience
2841 Dow Avenue, Suite 100
Tustin, CA 92780
Tel: (714)895-5494

Laboratory Job ID: 570-98497-1
Client Project/Site: TRIPLE STOP CHEVRON

For:
Calclean Inc
1790 N. Case St
Orange, California 92865

Attn: Noel Shenoi

*Authorized for release by:*
*6/10/2022 12:05:26 PM*

Cecile de Guia, Project Manager I
(714)895-5494
Cecile.deGuia@et.eurofinsus.com

# Table of Contents

## Glossary

| Abbreviation | These commonly used abbreviations may or may not be present in this report. |
|---|---|
| ¤ | Listed under the "D" column to designate that the result is reported on a dry weight basis |
| %R | Percent Recovery |
| CFL | Contains Free Liquid |
| CFU | Colony Forming Unit |
| CNF | Contains No Free Liquid |
| DER | Duplicate Error Ratio (normalized absolute difference) |
| Dil Fac | Dilution Factor |
| DL | Detection Limit (DoD/DOE) |
| DL, RA, RE, IN | Indicates a Dilution, Re-analysis, Re-extraction, or additional Initial metals/anion analysis of the sample |
| DLC | Decision Level Concentration (Radiochemistry) |
| EDL | Estimated Detection Limit (Dioxin) |
| LOD | Limit of Detection (DoD/DOE) |
| LOQ | Limit of Quantitation (DoD/DOE) |
| MCL | EPA recommended "Maximum Contaminant Level" |
| MDA | Minimum Detectable Activity (Radiochemistry) |
| MDC | Minimum Detectable Concentration (Radiochemistry) |
| MDL | Method Detection Limit |
| ML | Minimum Level (Dioxin) |
| MPN | Most Probable Number |
| MQL | Method Quantitation Limit |
| NC | Not Calculated |
| ND | Not Detected at the reporting limit (or MDL or EDL if shown) |
| NEG | Negative / Absent |
| POS | Positive / Present |
| PQL | Practical Quantitation Limit |
| PRES | Presumptive |
| QC | Quality Control |
| RER | Relative Error Ratio (Radiochemistry) |
| RL | Reporting Limit or Requested Limit (Radiochemistry) |
| RPD | Relative Percent Difference, a measure of the relative difference between two points |
| TEF | Toxicity Equivalent Factor (Dioxin) |
| TEQ | Toxicity Equivalent Quotient (Dioxin) |
| TNTC | Too Numerous To Count |

## Job ID: 570-98497-1

### Laboratory: Eurofins Calscience

**Narrative**

**Job Narrative**
**570-98497-1**

**Comments**
No additional comments.

**Receipt**
The sample was received on 6/3/2022 7:15 PM. Unless otherwise noted below, the sample arrived in good condition, and where required, properly preserved and on ice. The temperature of the cooler at receipt was 22.0º C.

**Receipt Exceptions**

The following sample was received outside of holding time: TOTAL INLET (570-98497-1).

**Air Toxics**
No analytical or quality issues were noted, other than those described in the Definitions/Glossary page.

# Detection Summary

Client: Calclean Inc
Project/Site: TRIPLE STOP CHEVRON

Job ID: 570-98497-1

## Client Sample ID: TOTAL INLET

## Lab Sample ID: 570-98497-1

| Analyte | Result | Qualifier | RL | | Unit | Dil Fac | D | Method | Prep Type |
|---|---|---|---|---|---|---|---|---|---|
| Toluene - DL | 0.21 | | 0.050 | | ppm v/v | 10 | | TO-15 | Total/NA |
| Ethylbenzene - DL | 0.10 | | 0.0050 | | ppm v/v | 10 | | TO-15 | Total/NA |
| m,p-Xylene - DL | 0.44 | | 0.020 | | ppm v/v | 10 | | TO-15 | Total/NA |
| o-Xylene - DL | 0.18 | | 0.0050 | | ppm v/v | 10 | | TO-15 | Total/NA |
| Xylenes, Total - DL | 0.62 | | 0.025 | | ppm v/v | 10 | | TO-15 | Total/NA |
| Benzene - DL3 | 0.83 | | 0.013 | | ppm v/v | 25 | | TO-15 | Total/NA |
| TPH (as Gasoline) | 9.7 | | 2.0 | | ppm v/v | 1 | | TO3 | Total/NA |

| Analyte | Result | Qualifier | RL | | Unit | Dil Fac | D | Method | Prep Type |
|---|---|---|---|---|---|---|---|---|---|
| Toluene - DL | 770 | | 190 | | ug/m3 | 10 | | TO-15 | Total/NA |
| Ethylbenzene - DL | 440 | | 22 | | ug/m3 | 10 | | TO-15 | Total/NA |
| m,p-Xylene - DL | 1900 | | 87 | | ug/m3 | 10 | | TO-15 | Total/NA |
| o-Xylene - DL | 800 | | 22 | | ug/m3 | 10 | | TO-15 | Total/NA |
| Xylenes, Total - DL | 2700 | | 110 | | ug/m3 | 10 | | TO-15 | Total/NA |
| Benzene - DL3 | 2700 | | 40 | | ug/m3 | 25 | | TO-15 | Total/NA |
| TPH (as Gasoline) | 40000 | | 8200 | | ug/m3 | 1 | | TO3 | Total/NA |

This Detection Summary does not include radiochemical test results.

# Client Sample Results

Client: Calclean Inc
Project/Site: TRIPLE STOP CHEVRON

Job ID: 570-98497-1

## Method: TO-15 - Volatile Organic Compounds in Ambient Air

**Client Sample ID: TOTAL INLET**
**Date Collected: 05/30/22 12:00**
**Date Received: 06/03/22 19:15**
**Sample Container: Tedlar Bag 1L**

**Lab Sample ID: 570-98497-1**
**Matrix: Air**

| Analyte | Result | Qualifier | RL | | Unit | D | Prepared | Analyzed | Dil Fac |
|---|---|---|---|---|---|---|---|---|---|
| Methyl-t-Butyl Ether (MTBE) | ND | | 0.0020 | | ppm v/v | | | 06/05/22 11:54 | 1 |
| tert-Butyl alcohol (TBA) | ND | | 0.0050 | | ppm v/v | | | 06/05/22 11:54 | 1 |
| Di-isopropyl ether (DIPE) | ND | | 0.0020 | | ppm v/v | | | 06/05/22 11:54 | 1 |
| Ethyl-t-butyl ether (ETBE) | ND | | 0.0020 | | ppm v/v | | | 06/05/22 11:54 | 1 |
| Tert-amyl-methyl ether (TAME) | ND | | 0.0020 | | ppm v/v | | | 06/05/22 11:54 | 1 |
| Ethanol | ND | | 0.050 | | ppm v/v | | | 06/05/22 11:54 | 1 |

| Analyte | Result | Qualifier | RL | | Unit | D | Prepared | Analyzed | Dil Fac |
|---|---|---|---|---|---|---|---|---|---|
| Methyl-t-Butyl Ether (MTBE) | ND | | 7.2 | | ug/m3 | | | 06/05/22 11:54 | 1 |
| tert-Butyl alcohol (TBA) | ND | | 15 | | ug/m3 | | | 06/05/22 11:54 | 1 |
| Di-isopropyl ether (DIPE) | ND | | 8.4 | | ug/m3 | | | 06/05/22 11:54 | 1 |
| Ethyl-t-butyl ether (ETBE) | ND | | 8.4 | | ug/m3 | | | 06/05/22 11:54 | 1 |
| Tert-amyl-methyl ether (TAME) | ND | | 8.4 | | ug/m3 | | | 06/05/22 11:54 | 1 |
| Ethanol | ND | | 94 | | ug/m3 | | | 06/05/22 11:54 | 1 |

| *Surrogate* | *%Recovery* | *Qualifier* | *Limits* | | *Prepared* | *Analyzed* | *Dil Fac* |
|---|---|---|---|---|---|---|---|
| *1,2-Dichloroethane-d4 (Surr)* | *98* | | *66 - 132* | | | *06/05/22 11:54* | *1* |
| *4-Bromofluorobenzene (Surr)* | *106* | | *70 - 130* | | | *06/05/22 11:54* | *1* |
| *Toluene-d8 (Surr)* | *105* | | *70 - 130* | | | *06/05/22 11:54* | *1* |

# Client Sample Results

Client: Calclean Inc
Project/Site: TRIPLE STOP CHEVRON

Job ID: 570-98497-1

## Method: TO-15 - Volatile Organic Compounds in Ambient Air - DL

**Client Sample ID: TOTAL INLET**
**Date Collected: 05/30/22 12:00**
**Date Received: 06/03/22 19:15**
**Sample Container: Tedlar Bag 1L**

**Lab Sample ID: 570-98497-1**
**Matrix: Air**

| Analyte | Result | Qualifier | RL | | Unit | D | Prepared | Analyzed | Dil Fac |
|---|---|---|---|---|---|---|---|---|---|
| Toluene | 0.21 | | 0.050 | | ppm v/v | | | 06/05/22 12:37 | 10 |
| Ethylbenzene | 0.10 | | 0.0050 | | ppm v/v | | | 06/05/22 12:37 | 10 |
| m,p-Xylene | 0.44 | | 0.020 | | ppm v/v | | | 06/05/22 12:37 | 10 |
| o-Xylene | 0.18 | | 0.0050 | | ppm v/v | | | 06/05/22 12:37 | 10 |
| Xylenes, Total | 0.62 | | 0.025 | | ppm v/v | | | 06/05/22 12:37 | 10 |

| Analyte | Result | Qualifier | RL | | Unit | D | Prepared | Analyzed | Dil Fac |
|---|---|---|---|---|---|---|---|---|---|
| Toluene | 770 | | 190 | | ug/m3 | | | 06/05/22 12:37 | 10 |
| Ethylbenzene | 440 | | 22 | | ug/m3 | | | 06/05/22 12:37 | 10 |
| m,p-Xylene | 1900 | | 87 | | ug/m3 | | | 06/05/22 12:37 | 10 |
| o-Xylene | 800 | | 22 | | ug/m3 | | | 06/05/22 12:37 | 10 |
| Xylenes, Total | 2700 | | 110 | | ug/m3 | | | 06/05/22 12:37 | 10 |

| *Surrogate* | *%Recovery* | *Qualifier* | *Limits* | *Prepared* | *Analyzed* | *Dil Fac* |
|---|---|---|---|---|---|---|
| *1,2-Dichloroethane-d4 (Surr)* | *97* | | *66 - 132* | | *06/05/22 12:37* | *10* |
| *4-Bromofluorobenzene (Surr)* | *99* | | *70 - 130* | | *06/05/22 12:37* | *10* |
| *Toluene-d8 (Surr)* | *100* | | *70 - 130* | | *06/05/22 12:37* | *10* |

# Client Sample Results

Client: Calclean Inc
Project/Site: TRIPLE STOP CHEVRON

Job ID: 570-98497-1

## Method: TO-15 - Volatile Organic Compounds in Ambient Air - DL3

**Client Sample ID: TOTAL INLET**
**Date Collected: 05/30/22 12:00**
**Date Received: 06/03/22 19:15**
**Sample Container: Tedlar Bag 1L**

**Lab Sample ID: 570-98497-1**
**Matrix: Air**

| Analyte | Result | Qualifier | RL | | Unit | D | Prepared | Analyzed | Dil Fac |
|---|---|---|---|---|---|---|---|---|---|
| **Benzene** | **0.83** | | 0.013 | | ppm v/v | | | 06/05/22 19:36 | 25 |

| Analyte | Result | Qualifier | RL | | Unit | D | Prepared | Analyzed | Dil Fac |
|---|---|---|---|---|---|---|---|---|---|
| **Benzene** | **2700** | | 40 | | ug/m3 | | | 06/05/22 19:36 | 25 |

| *Surrogate* | *%Recovery* | *Qualifier* | *Limits* | *Prepared* | *Analyzed* | *Dil Fac* |
|---|---|---|---|---|---|---|
| *1,2-Dichloroethane-d4 (Surr)* | *104* | | *66 - 132* | | *06/05/22 19:36* | *25* |
| *4-Bromofluorobenzene (Surr)* | *98* | | *70 - 130* | | *06/05/22 19:36* | *25* |
| *Toluene-d8 (Surr)* | *100* | | *70 - 130* | | *06/05/22 19:36* | *25* |

# Client Sample Results

Client: Calclean Inc
Project/Site: TRIPLE STOP CHEVRON

Job ID: 570-98497-1

## Method: TO3 - Volatile Organic Compounds in Ambient Air, Cryogenic Pre-Conc Techniques (GC)

**Client Sample ID: TOTAL INLET**
**Date Collected: 05/30/22 12:00**
**Date Received: 06/03/22 19:15**
**Sample Container: Tedlar Bag 1L**

**Lab Sample ID: 570-98497-1**
**Matrix: Air**

| Analyte | Result | Qualifier | RL | | Unit | D | Prepared | Analyzed | Dil Fac |
|---|---|---|---|---|---|---|---|---|---|
| TPH (as Gasoline) | 9.7 | | 2.0 | | ppm v/v | | | 06/04/22 12:02 | 1 |

| Analyte | Result | Qualifier | RL | | Unit | D | Prepared | Analyzed | Dil Fac |
|---|---|---|---|---|---|---|---|---|---|
| TPH (as Gasoline) | 40000 | | 8200 | | ug/m3 | | | 06/04/22 12:02 | 1 |

# Surrogate Summary

Client: Calclean Inc
Project/Site: TRIPLE STOP CHEVRON

Job ID: 570-98497-1

## Method: TO-15 - Volatile Organic Compounds in Ambient Air

**Matrix: Air** **Prep Type: Total/NA**

| | | Percent Surrogate Recovery (Acceptance Limits) | | |
|---|---|---|---|---|
| | | DCA | BFB | TOL |
| **Lab Sample ID** | **Client Sample ID** | **(66-132)** | **(70-130)** | **(70-130)** |
| 570-98497-1 | TOTAL INLET | 98 | 106 | 105 |
| 570-98497-1 - DL | TOTAL INLET | 97 | 99 | 100 |
| 570-98497-1 - DL3 | TOTAL INLET | 104 | 98 | 100 |
| LCS 570-239198/4 | Lab Control Sample | 101 | 98 | 99 |
| LCSD 570-239198/5 | Lab Control Sample Dup | 101 | 98 | 99 |
| MB 570-239198/7 | Method Blank | 101 | 97 | 99 |

**Surrogate Legend**

DCA = 1,2-Dichloroethane-d4 (Surr)
BFB = 4-Bromofluorobenzene (Surr)
TOL = Toluene-d8 (Surr)

## Method: TO-15 - Volatile Organic Compounds in Ambient Air

**Lab Sample ID: MB 570-239198/7**
**Matrix: Air**
**Analysis Batch: 239198**

**Client Sample ID: Method Blank**
**Prep Type: Total/NA**

| Analyte | MB Result | MB Qualifier | RL | | Unit | D | Prepared | Analyzed | Dil Fac |
|---|---|---|---|---|---|---|---|---|---|
| Benzene | ND | | 0.00050 | | ppm v/v | | | 06/05/22 02:08 | 1 |
| Toluene | ND | | 0.0050 | | ppm v/v | | | 06/05/22 02:08 | 1 |
| Ethylbenzene | ND | | 0.00050 | | ppm v/v | | | 06/05/22 02:08 | 1 |
| m,p-Xylene | ND | | 0.0020 | | ppm v/v | | | 06/05/22 02:08 | 1 |
| o-Xylene | ND | | 0.00050 | | ppm v/v | | | 06/05/22 02:08 | 1 |
| Xylenes, Total | ND | | 0.0025 | | ppm v/v | | | 06/05/22 02:08 | 1 |
| Methyl-t-Butyl Ether (MTBE) | ND | | 0.0020 | | ppm v/v | | | 06/05/22 02:08 | 1 |
| tert-Butyl alcohol (TBA) | ND | | 0.0050 | | ppm v/v | | | 06/05/22 02:08 | 1 |
| Di-isopropyl ether (DIPE) | ND | | 0.0020 | | ppm v/v | | | 06/05/22 02:08 | 1 |
| Ethyl-t-butyl ether (ETBE) | ND | | 0.0020 | | ppm v/v | | | 06/05/22 02:08 | 1 |
| Tert-amyl-methyl ether (TAME) | ND | | 0.0020 | | ppm v/v | | | 06/05/22 02:08 | 1 |
| Ethanol | ND | | 0.050 | | ppm v/v | | | 06/05/22 02:08 | 1 |

| Analyte | MB Result | MB Qualifier | RL | | Unit | D | Prepared | Analyzed | Dil Fac |
|---|---|---|---|---|---|---|---|---|---|
| Benzene | ND | | 1.6 | | ug/m3 | | | 06/05/22 02:08 | 1 |
| Toluene | ND | | 19 | | ug/m3 | | | 06/05/22 02:08 | 1 |
| Ethylbenzene | ND | | 2.2 | | ug/m3 | | | 06/05/22 02:08 | 1 |
| m,p-Xylene | ND | | 8.7 | | ug/m3 | | | 06/05/22 02:08 | 1 |
| o-Xylene | ND | | 2.2 | | ug/m3 | | | 06/05/22 02:08 | 1 |
| Xylenes, Total | ND | | 11 | | ug/m3 | | | 06/05/22 02:08 | 1 |
| Methyl-t-Butyl Ether (MTBE) | ND | | 7.2 | | ug/m3 | | | 06/05/22 02:08 | 1 |
| tert-Butyl alcohol (TBA) | ND | | 15 | | ug/m3 | | | 06/05/22 02:08 | 1 |
| Di-isopropyl ether (DIPE) | ND | | 8.4 | | ug/m3 | | | 06/05/22 02:08 | 1 |
| Ethyl-t-butyl ether (ETBE) | ND | | 8.4 | | ug/m3 | | | 06/05/22 02:08 | 1 |
| Tert-amyl-methyl ether (TAME) | ND | | 8.4 | | ug/m3 | | | 06/05/22 02:08 | 1 |
| Ethanol | ND | | 94 | | ug/m3 | | | 06/05/22 02:08 | 1 |

| *Surrogate* | *MB %Recovery* | *MB Qualifier* | *Limits* | *Prepared* | *Analyzed* | *Dil Fac* |
|---|---|---|---|---|---|---|
| *1,2-Dichloroethane-d4 (Surr)* | *101* | | *66 - 132* | | *06/05/22 02:08* | *1* |
| *4-Bromofluorobenzene (Surr)* | *97* | | *70 - 130* | | *06/05/22 02:08* | *1* |
| *Toluene-d8 (Surr)* | *99* | | *70 - 130* | | *06/05/22 02:08* | *1* |

**Lab Sample ID: LCS 570-239198/4**
**Matrix: Air**
**Analysis Batch: 239198**

**Client Sample ID: Lab Control Sample**
**Prep Type: Total/NA**

| Analyte | Spike Added | LCS Result | LCS Qualifier | Unit | D | %Rec | %Rec Limits |
|---|---|---|---|---|---|---|---|
| Benzene | 0.0250 | 0.02099 | | ppm v/v | | 84 | 68 - 134 |
| Toluene | 0.0250 | 0.02111 | | ppm v/v | | 84 | 70 - 130 |
| Ethylbenzene | 0.0250 | 0.02002 | | ppm v/v | | 80 | 70 - 130 |
| m,p-Xylene | 0.0500 | 0.04245 | | ppm v/v | | 85 | 70 - 130 |
| o-Xylene | 0.0250 | 0.02206 | | ppm v/v | | 88 | 68 - 130 |
| Methyl-t-Butyl Ether (MTBE) | 0.0250 | 0.02165 | | ppm v/v | | 87 | 70 - 130 |
| tert-Butyl alcohol (TBA) | 0.0500 | 0.04292 | | ppm v/v | | 86 | 65 - 132 |
| Di-isopropyl ether (DIPE) | 0.0250 | 0.02048 | | ppm v/v | | 82 | 58 - 144 |
| Ethyl-t-butyl ether (ETBE) | 0.0250 | 0.02089 | | ppm v/v | | 84 | 67 - 130 |
| Tert-amyl-methyl ether (TAME) | 0.0250 | 0.02149 | | ppm v/v | | 86 | 70 - 130 |
| Ethanol | 0.100 | 0.08239 | | ppm v/v | | 82 | 61 - 133 |

## Method: TO-15 - Volatile Organic Compounds in Ambient Air (Continued)

| Analyte | | | Spike Added | LCS Result | LCS Qualifier | Unit | D | %Rec | %Rec Limits | | |
|---|---|---|---|---|---|---|---|---|---|---|---|
| Benzene | | | 80 | 67.06 | | ug/m3 | | 84 | 68 - 134 | | |
| Toluene | | | 94 | 79.54 | | ug/m3 | | 84 | 70 - 130 | | |
| Ethylbenzene | | | 110 | 86.95 | | ug/m3 | | 80 | 70 - 130 | | |
| m,p-Xylene | | | 220 | 184.3 | | ug/m3 | | 85 | 70 - 130 | | |
| o-Xylene | | | 110 | 95.77 | | ug/m3 | | 88 | 68 - 130 | | |
| Methyl-t-Butyl Ether (MTBE) | | | 90 | 78.06 | | ug/m3 | | 87 | 70 - 130 | | |
| tert-Butyl alcohol (TBA) | | | 150 | 130.1 | | ug/m3 | | 86 | 65 - 132 | | |
| Di-isopropyl ether (DIPE) | | | 100 | 85.57 | | ug/m3 | | 82 | 58 - 144 | | |
| Ethyl-t-butyl ether (ETBE) | | | 100 | 87.31 | | ug/m3 | | 84 | 67 - 130 | | |
| Tert-amyl-methyl ether (TAME) | | | 100 | 89.80 | | ug/m3 | | 86 | 70 - 130 | | |
| Ethanol | | | 190 | 155.2 | | ug/m3 | | 82 | 61 - 133 | | |

| *Surrogate* | *LCS %Recovery* | *LCS Qualifier* | *Limits* |
|---|---|---|---|
| *1,2-Dichloroethane-d4 (Surr)* | *101* | | *66 - 132* |
| *4-Bromofluorobenzene (Surr)* | *98* | | *70 - 130* |
| *Toluene-d8 (Surr)* | *99* | | *70 - 130* |

**Lab Sample ID: LCSD 570-239198/5**
**Matrix: Air**
**Analysis Batch: 239198**

**Client Sample ID: Lab Control Sample Dup**
**Prep Type: Total/NA**

| Analyte | | | Spike Added | LCSD Result | LCSD Qualifier | Unit | D | %Rec | %Rec Limits | RPD | RPD Limit |
|---|---|---|---|---|---|---|---|---|---|---|---|
| Benzene | | | 0.0250 | 0.02077 | | ppm v/v | | 83 | 68 - 134 | 1 | 25 |
| Toluene | | | 0.0250 | 0.02091 | | ppm v/v | | 84 | 70 - 130 | 1 | 25 |
| Ethylbenzene | | | 0.0250 | 0.02033 | | ppm v/v | | 81 | 70 - 130 | 2 | 25 |
| m,p-Xylene | | | 0.0500 | 0.04377 | | ppm v/v | | 88 | 70 - 130 | 3 | 25 |
| o-Xylene | | | 0.0250 | 0.02146 | | ppm v/v | | 86 | 68 - 130 | 3 | 25 |
| Methyl-t-Butyl Ether (MTBE) | | | 0.0250 | 0.02148 | | ppm v/v | | 86 | 70 - 130 | 1 | 25 |
| tert-Butyl alcohol (TBA) | | | 0.0500 | 0.04276 | | ppm v/v | | 86 | 65 - 132 | 0 | 25 |
| Di-isopropyl ether (DIPE) | | | 0.0250 | 0.02018 | | ppm v/v | | 81 | 58 - 144 | 1 | 25 |
| Ethyl-t-butyl ether (ETBE) | | | 0.0250 | 0.02154 | | ppm v/v | | 86 | 67 - 130 | 3 | 25 |
| Tert-amyl-methyl ether (TAME) | | | 0.0250 | 0.02143 | | ppm v/v | | 86 | 70 - 130 | 0 | 25 |
| Ethanol | | | 0.100 | 0.08206 | | ppm v/v | | 82 | 61 - 133 | 0 | 25 |
| **Analyte** | | | **Spike Added** | **LCSD Result** | **LCSD Qualifier** | **Unit** | **D** | **%Rec** | **%Rec Limits** | **RPD** | **RPD Limit** |
| Benzene | | | 80 | 66.36 | | ug/m3 | | 83 | 68 - 134 | 1 | 25 |
| Toluene | | | 94 | 78.81 | | ug/m3 | | 84 | 70 - 130 | 1 | 25 |
| Ethylbenzene | | | 110 | 88.27 | | ug/m3 | | 81 | 70 - 130 | 2 | 25 |
| m,p-Xylene | | | 220 | 190.1 | | ug/m3 | | 88 | 70 - 130 | 3 | 25 |
| o-Xylene | | | 110 | 93.19 | | ug/m3 | | 86 | 68 - 130 | 3 | 25 |
| Methyl-t-Butyl Ether (MTBE) | | | 90 | 77.45 | | ug/m3 | | 86 | 70 - 130 | 1 | 25 |
| tert-Butyl alcohol (TBA) | | | 150 | 129.6 | | ug/m3 | | 86 | 65 - 132 | 0 | 25 |
| Di-isopropyl ether (DIPE) | | | 100 | 84.34 | | ug/m3 | | 81 | 58 - 144 | 1 | 25 |
| Ethyl-t-butyl ether (ETBE) | | | 100 | 90.00 | | ug/m3 | | 86 | 67 - 130 | 3 | 25 |
| Tert-amyl-methyl ether (TAME) | | | 100 | 89.54 | | ug/m3 | | 86 | 70 - 130 | 0 | 25 |
| Ethanol | | | 190 | 154.6 | | ug/m3 | | 82 | 61 - 133 | 0 | 25 |

| *Surrogate* | *LCSD %Recovery* | *LCSD Qualifier* | *Limits* |
|---|---|---|---|
| *1,2-Dichloroethane-d4 (Surr)* | *101* | | *66 - 132* |
| *4-Bromofluorobenzene (Surr)* | *98* | | *70 - 130* |
| *Toluene-d8 (Surr)* | *99* | | *70 - 130* |

# QC Sample Results

Client: Calclean Inc
Project/Site: TRIPLE STOP CHEVRON

Job ID: 570-98497-1

## Method: TO3 - Volatile Organic Compounds in Ambient Air, Cryogenic Pre-Conc Techniques (GC)

**Lab Sample ID: MB 570-239045/3**
**Matrix: Air**
**Analysis Batch: 239045**

**Client Sample ID: Method Blank**
**Prep Type: Total/NA**

| Analyte | MB Result | MB Qualifier | RL | | Unit | D | Prepared | Analyzed | Dil Fac |
|---|---|---|---|---|---|---|---|---|---|
| TPH (as Gasoline) | ND | | 2.0 | | ppm v/v | | | 06/04/22 10:11 | 1 |

| Analyte | MB Result | MB Qualifier | RL | | Unit | D | Prepared | Analyzed | Dil Fac |
|---|---|---|---|---|---|---|---|---|---|
| TPH (as Gasoline) | ND | | 8200 | | ug/m3 | | | 06/04/22 10:11 | 1 |

**Lab Sample ID: LCS 570-239045/2**
**Matrix: Air**
**Analysis Batch: 239045**

**Client Sample ID: Lab Control Sample**
**Prep Type: Total/NA**

| Analyte | | | Spike Added | LCS Result | LCS Qualifier | Unit | D | %Rec | %Rec Limits | | |
|---|---|---|---|---|---|---|---|---|---|---|---|
| TPH (as Gasoline) | | | 200 | 202.2 | | ppm v/v | | 101 | 80 - 120 | | |

| Analyte | | | Spike Added | LCS Result | LCS Qualifier | Unit | D | %Rec | %Rec Limits | | |
|---|---|---|---|---|---|---|---|---|---|---|---|
| TPH (as Gasoline) | | | 820000 | 827200 | | ug/m3 | | 101 | 80 - 120 | | |

# QC Association Summary

Client: Calclean Inc
Project/Site: TRIPLE STOP CHEVRON

Job ID: 570-98497-1

## Air - GC/MS VOA

### Analysis Batch: 239198

| Lab Sample ID | Client Sample ID | Prep Type | Matrix | Method | Prep Batch |
|---|---|---|---|---|---|
| 570-98497-1 | TOTAL INLET | Total/NA | Air | TO-15 | |
| 570-98497-1 - DL | TOTAL INLET | Total/NA | Air | TO-15 | |
| 570-98497-1 - DL3 | TOTAL INLET | Total/NA | Air | TO-15 | |
| MB 570-239198/7 | Method Blank | Total/NA | Air | TO-15 | |
| LCS 570-239198/4 | Lab Control Sample | Total/NA | Air | TO-15 | |
| LCSD 570-239198/5 | Lab Control Sample Dup | Total/NA | Air | TO-15 | |

## Air - GC VOA

### Analysis Batch: 239045

| Lab Sample ID | Client Sample ID | Prep Type | Matrix | Method | Prep Batch |
|---|---|---|---|---|---|
| 570-98497-1 | TOTAL INLET | Total/NA | Air | TO3 | |
| MB 570-239045/3 | Method Blank | Total/NA | Air | TO3 | |
| LCS 570-239045/2 | Lab Control Sample | Total/NA | Air | TO3 | |

# Lab Chronicle

Client: Calclean Inc
Project/Site: TRIPLE STOP CHEVRON

Job ID: 570-98497-1

## Client Sample ID: TOTAL INLET

**Date Collected: 05/30/22 12:00**
**Date Received: 06/03/22 19:15**

## Lab Sample ID: 570-98497-1

**Matrix: Air**

| Prep Type | Batch Type | Batch Method | Run | Dil Factor | Initial Amount | Final Amount | Batch Number | Prepared or Analyzed | Analyst | Lab |
|---|---|---|---|---|---|---|---|---|---|---|
| Total/NA | Analysis | TO-15 | | 1 | 250 mL | 250 mL | 239198 | 06/05/22 11:54 | UHOG | ECL 4 |
| | Instrument ID: | GCMSAA | | | | | | | | |
| Total/NA | Analysis | TO-15 | DL | 10 | 250 mL | 250 mL | 239198 | 06/05/22 12:37 | UHOG | ECL 4 |
| | Instrument ID: | GCMSAA | | | | | | | | |
| Total/NA | Analysis | TO-15 | DL3 | 25 | 250 mL | 250 mL | 239198 | 06/05/22 19:36 | UHOG | ECL 4 |
| | Instrument ID: | GCMSAA | | | | | | | | |
| Total/NA | Analysis | TO3 | | 1 | | | 239045 | 06/04/22 12:02 | UB5N | ECL 4 |
| | Instrument ID: | GC13 | | | | | | | | |

**Laboratory References:**

ECL 4 = Eurofins Calscience Tustin, 2841 Dow Avenue, Tustin, CA 92780, TEL (714)895-5494

# Accreditation/Certification Summary

Client: Calclean Inc
Project/Site: TRIPLE STOP CHEVRON

Job ID: 570-98497-1

## Laboratory: Eurofins Calscience

The accreditations/certifications listed below are applicable to this report.

| Authority | Program | Identification Number | Expiration Date |
|---|---|---|---|
| Oregon | NELAP | 4175 | 01-31-23 |

# Method Summary

Client: Calclean Inc
Project/Site: TRIPLE STOP CHEVRON

Job ID: 570-98497-1

| Method | Method Description | Protocol | Laboratory |
|---|---|---|---|
| TO-15 | Volatile Organic Compounds in Ambient Air | EPA | ECL 4 |
| TO3 | Volatile Organic Compounds in Ambient Air, Cryogenic Pre-Conc Techniques (GC) | EPA | ECL 4 |

**Protocol References:**

EPA = US Environmental Protection Agency

**Laboratory References:**

ECL 4 = Eurofins Calscience  Tustin, 2841 Dow Avenue, Tustin, CA 92780, TEL (714)895-5494

# Sample Summary

Client: Calclean Inc
Project/Site: TRIPLE STOP CHEVRON

Job ID: 570-98497-1

| Lab Sample ID | Client Sample ID | Matrix | Collected | Received |
|---|---|---|---|---|
| 570-98497-1 | TOTAL INLET | Air | 05/30/22 12:00 | 06/03/22 19:15 |

98497

eurofins | Calscience

7440 Lincoln Way, Garden Grove CA 92841-1427 • (714) 895-5494
For courier service / sample drop off information, contact us26_sales@eurofinsus.com or call us.

570-98497 Chain of Custody

# CHAIN OF CUSTODY RECORD

DATE: 6/3/2022

PAGE: 1 OF 1

LABORATORY CLIENT: CALCLEAN, INC.

ADDRESS: 1790 N. CASE STREET

CITY: ORANGE STATE: CA ZIP: 92865

TEL: 714-921-1234 E-MAIL: noelshenoi@calclean com

CLIENT PROJECT NAME / NUMBER: TRIPLE STOP CHEVRON

P O. NO

PROJECT CONTACT: NOEL SHENOI (714) 936-2706

SAMPLER(S): (PRINT) JOHN OMALLEY

TURNAROUND TIME (Rush surcharges may apply to any TAT not 'STANDARD'):
☐ SAME DAY ☐ 24 HR ☐ 48 HR ☐ 72 HR ☐ 5 DAYS ☑ STANDARD

~~☐ GEOLT EDF~~ GLOBAL ID: LOG CODE:

SPECIAL INSTRUCTIONS: ppmv and ug/m3

## REQUESTED ANALYSES

Please check box or fill in blank as needed

| LAB USE ONLY | SAMPLE ID | SAMPLING DATE | SAMPLING TIME | MATRIX | NO. OF CONT. | Unpreserved | Preserved | Field Filtered | TPH-G (8015) | BTEX/MTBE (8021) | BTEX/OXYS (8260B) | | TPH-G,BTEX+OXYS (8260B) | FULL SCAN (8260B) | TPH-G,FULL SCAN (8260B) | TPH-G (TO-3M) | BTEX, OXYS (TO-15) | | | | | | | | |
|---|---|---|---|---|---|---|---|---|---|---|---|---|---|---|---|---|---|---|---|---|---|---|---|---|---|
| 1 | TOTAL INLET | 5/30/22 | 1200 | A | 1 | X | | | | | | | | | | X | X | | | | | | | | |

| Relinquished by (Signature) | Received by (Signature/Affiliation) | Date | Time |
|---|---|---|---|
| Noel Shenoi | Mt FC | 6/3/2022 | FC 1915 |
| Relinquished by (Signature) | Received by (Signature/Affiliation) | Date | Time |
| Relinquished by (Signature) | Received by (Signature/Affiliation) | Date | Time |

Page 10 of 20

6/10/2022

06/02/14 Revision

# Login Sample Receipt Checklist

Client: Calclean Inc

Job Number: 570-98497-1

**Login Number: 98497**
**List Number: 1**
**Creator: Cortez Diaz, Antonio**

**List Source: Eurofins Calscience**

| Question | Answer | Comment |
|---|---|---|
| Radioactivity wasn't checked or is </= background as measured by a survey meter. | N/A | |
| The cooler's custody seal, if present, is intact. | True | |
| Sample custody seals, if present, are intact. | True | |
| The cooler or samples do not appear to have been compromised or tampered with. | True | |
| Samples were received on ice. | False | Thermal preservation not required. |
| Cooler Temperature is acceptable. | True | |
| Cooler Temperature is recorded. | True | |
| COC is present. | True | |
| COC is filled out in ink and legible. | True | |
| COC is filled out with all pertinent information. | True | |
| Is the Field Sampler's name present on COC? | True | |
| There are no discrepancies between the containers received and the COC. | True | |
| Samples are received within Holding Time (excluding tests with immediate HTs) | False | Refer to Job Narrative for details. |
| Sample containers have legible labels. | True | |
| Containers are not broken or leaking. | True | |
| Sample collection date/times are provided. | True | |
| Appropriate sample containers are used. | True | |
| Sample bottles are completely filled. | True | |
| Sample Preservation Verified. | True | |
| There is sufficient vol. for all requested analyses, incl. any requested MS/MSDs | True | |
| Containers requiring zero headspace have no headspace or bubble is <6mm (1/4"). | True | |
| Multiphasic samples are not present. | True | |
| Samples do not require splitting or compositing. | True | |
| Residual Chlorine Checked. | N/A | |

eurofins | Environment Testing America

# ANALYTICAL REPORT

Eurofins Calscience
2841 Dow Avenue, Suite 100
Tustin, CA 92780
Tel: (714)895-5494

Laboratory Job ID: 570-99348-1
Client Project/Site: TRIPLE STOP CHEVRON

For:
Calclean Inc
1790 N. Case St
Orange, California 92865

Attn: Noel Shenoi

*Authorized for release by:*
*6/16/2022 10:22:37 PM*

Cecile de Guia, Project Manager I
(714)895-5494
Cecile.deGuia@et.eurofinsus.com



# Table of Contents

## Glossary

| Abbreviation | These commonly used abbreviations may or may not be present in this report. |
|---|---|
| ¤ | Listed under the "D" column to designate that the result is reported on a dry weight basis |
| %R | Percent Recovery |
| CFL | Contains Free Liquid |
| CFU | Colony Forming Unit |
| CNF | Contains No Free Liquid |
| DER | Duplicate Error Ratio (normalized absolute difference) |
| Dil Fac | Dilution Factor |
| DL | Detection Limit (DoD/DOE) |
| DL, RA, RE, IN | Indicates a Dilution, Re-analysis, Re-extraction, or additional Initial metals/anion analysis of the sample |
| DLC | Decision Level Concentration (Radiochemistry) |
| EDL | Estimated Detection Limit (Dioxin) |
| LOD | Limit of Detection (DoD/DOE) |
| LOQ | Limit of Quantitation (DoD/DOE) |
| MCL | EPA recommended "Maximum Contaminant Level" |
| MDA | Minimum Detectable Activity (Radiochemistry) |
| MDC | Minimum Detectable Concentration (Radiochemistry) |
| MDL | Method Detection Limit |
| ML | Minimum Level (Dioxin) |
| MPN | Most Probable Number |
| MQL | Method Quantitation Limit |
| NC | Not Calculated |
| ND | Not Detected at the reporting limit (or MDL or EDL if shown) |
| NEG | Negative / Absent |
| POS | Positive / Present |
| PQL | Practical Quantitation Limit |
| PRES | Presumptive |
| QC | Quality Control |
| RER | Relative Error Ratio (Radiochemistry) |
| RL | Reporting Limit or Requested Limit (Radiochemistry) |
| RPD | Relative Percent Difference, a measure of the relative difference between two points |
| TEF | Toxicity Equivalent Factor (Dioxin) |
| TEQ | Toxicity Equivalent Quotient (Dioxin) |
| TNTC | Too Numerous To Count |

## Job ID: 570-99348-1

### Laboratory: Eurofins Calscience

**Narrative**

**Job Narrative**
**570-99348-1**

**Comments**
No additional comments.

**Receipt**
The sample was received on 6/10/2022 7:25 PM. Unless otherwise noted below, the sample arrived in good condition, and where required, properly preserved and on ice. The temperature of the cooler at receipt was 22.0º C.

**Air Toxics**
No analytical or quality issues were noted, other than those described in the Definitions/Glossary page.

# Detection Summary

Client: Calclean Inc
Project/Site: TRIPLE STOP CHEVRON

Job ID: 570-99348-1

## Client Sample ID: TOTAL INLET

## Lab Sample ID: 570-99348-1

| Analyte | Result | Qualifier | RL | | Unit | Dil Fac | D | Method | Prep Type |
|---|---|---|---|---|---|---|---|---|---|
| Toluene | 0.035 | | 0.0050 | | ppm v/v | 1 | | TO-15 | Total/NA |
| Ethylbenzene | 0.031 | | 0.00050 | | ppm v/v | 1 | | TO-15 | Total/NA |
| m,p-Xylene | 0.10 | | 0.0020 | | ppm v/v | 1 | | TO-15 | Total/NA |
| o-Xylene | 0.044 | | 0.00050 | | ppm v/v | 1 | | TO-15 | Total/NA |
| Xylenes, Total | 0.14 | | 0.0025 | | ppm v/v | 1 | | TO-15 | Total/NA |
| Benzene - DL | 0.55 | | 0.0050 | | ppm v/v | 10 | | TO-15 | Total/NA |
| TPH (as Gasoline) | 4.6 | | 2.0 | | ppm v/v | 1 | | TO3 | Total/NA |

| Analyte | Result | Qualifier | RL | | Unit | Dil Fac | D | Method | Prep Type |
|---|---|---|---|---|---|---|---|---|---|
| Toluene | 130 | | 19 | | ug/m3 | 1 | | TO-15 | Total/NA |
| Ethylbenzene | 130 | | 2.2 | | ug/m3 | 1 | | TO-15 | Total/NA |
| m,p-Xylene | 430 | | 8.7 | | ug/m3 | 1 | | TO-15 | Total/NA |
| o-Xylene | 190 | | 2.2 | | ug/m3 | 1 | | TO-15 | Total/NA |
| Xylenes, Total | 630 | | 11 | | ug/m3 | 1 | | TO-15 | Total/NA |
| Benzene - DL | 1700 | | 16 | | ug/m3 | 10 | | TO-15 | Total/NA |
| TPH (as Gasoline) | 19000 | | 8200 | | ug/m3 | 1 | | TO3 | Total/NA |

This Detection Summary does not include radiochemical test results.

# Client Sample Results

Client: Calclean Inc
Project/Site: TRIPLE STOP CHEVRON

Job ID: 570-99348-1

## Method: TO-15 - Volatile Organic Compounds in Ambient Air

**Client Sample ID: TOTAL INLET**
**Date Collected: 06/08/22 12:00**
**Date Received: 06/10/22 19:25**
**Sample Container: Tedlar Bag 1L**

**Lab Sample ID: 570-99348-1**
**Matrix: Air**

| Analyte | Result | Qualifier | RL | | Unit | D | Prepared | Analyzed | Dil Fac |
|---|---|---|---|---|---|---|---|---|---|
| **Toluene** | **0.035** | | 0.0050 | | ppm v/v | | | 06/11/22 05:24 | 1 |
| **Ethylbenzene** | **0.031** | | 0.00050 | | ppm v/v | | | 06/11/22 05:24 | 1 |
| **m,p-Xylene** | **0.10** | | 0.0020 | | ppm v/v | | | 06/11/22 05:24 | 1 |
| **o-Xylene** | **0.044** | | 0.00050 | | ppm v/v | | | 06/11/22 05:24 | 1 |
| **Xylenes, Total** | **0.14** | | 0.0025 | | ppm v/v | | | 06/11/22 05:24 | 1 |
| Methyl-t-Butyl Ether (MTBE) | ND | | 0.0020 | | ppm v/v | | | 06/11/22 05:24 | 1 |
| tert-Butyl alcohol (TBA) | ND | | 0.0050 | | ppm v/v | | | 06/11/22 05:24 | 1 |
| Di-isopropyl ether (DIPE) | ND | | 0.0020 | | ppm v/v | | | 06/11/22 05:24 | 1 |
| Ethyl-t-butyl ether (ETBE) | ND | | 0.0020 | | ppm v/v | | | 06/11/22 05:24 | 1 |
| Tert-amyl methyl ether | ND | | 0.0020 | | ppm v/v | | | 06/11/22 05:24 | 1 |
| Ethanol | ND | | 0.050 | | ppm v/v | | | 06/11/22 05:24 | 1 |

| Analyte | Result | Qualifier | RL | | Unit | D | Prepared | Analyzed | Dil Fac |
|---|---|---|---|---|---|---|---|---|---|
| **Toluene** | **130** | | 19 | | ug/m3 | | | 06/11/22 05:24 | 1 |
| **Ethylbenzene** | **130** | | 2.2 | | ug/m3 | | | 06/11/22 05:24 | 1 |
| **m,p-Xylene** | **430** | | 8.7 | | ug/m3 | | | 06/11/22 05:24 | 1 |
| **o-Xylene** | **190** | | 2.2 | | ug/m3 | | | 06/11/22 05:24 | 1 |
| **Xylenes, Total** | **630** | | 11 | | ug/m3 | | | 06/11/22 05:24 | 1 |
| Methyl-t-Butyl Ether (MTBE) | ND | | 7.2 | | ug/m3 | | | 06/11/22 05:24 | 1 |
| tert-Butyl alcohol (TBA) | ND | | 15 | | ug/m3 | | | 06/11/22 05:24 | 1 |
| Di-isopropyl ether (DIPE) | ND | | 8.4 | | ug/m3 | | | 06/11/22 05:24 | 1 |
| Ethyl-t-butyl ether (ETBE) | ND | | 8.4 | | ug/m3 | | | 06/11/22 05:24 | 1 |
| Tert-amyl methyl ether | ND | | 8.4 | | ug/m3 | | | 06/11/22 05:24 | 1 |
| Ethanol | ND | | 94 | | ug/m3 | | | 06/11/22 05:24 | 1 |

| *Surrogate* | *%Recovery* | *Qualifier* | *Limits* | | *Prepared* | *Analyzed* | *Dil Fac* |
|---|---|---|---|---|---|---|---|
| *1,2-Dichloroethane-d4 (Surr)* | *97* | | *66 - 132* | | | *06/11/22 05:24* | *1* |
| *4-Bromofluorobenzene (Surr)* | *105* | | *70 - 130* | | | *06/11/22 05:24* | *1* |
| *Toluene-d8 (Surr)* | *103* | | *70 - 130* | | | *06/11/22 05:24* | *1* |

# Client Sample Results

Client: Calclean Inc
Project/Site: TRIPLE STOP CHEVRON

Job ID: 570-99348-1

## Method: TO-15 - Volatile Organic Compounds in Ambient Air - DL

**Client Sample ID: TOTAL INLET**
**Date Collected: 06/08/22 12:00**
**Date Received: 06/10/22 19:25**
**Sample Container: Tedlar Bag 1L**

**Lab Sample ID: 570-99348-1**
**Matrix: Air**

| Analyte | Result | Qualifier | RL | | Unit | D | Prepared | Analyzed | Dil Fac |
|---|---|---|---|---|---|---|---|---|---|
| **Benzene** | **0.55** | | 0.0050 | | ppm v/v | | | 06/11/22 06:06 | 10 |

| Analyte | Result | Qualifier | RL | | Unit | D | Prepared | Analyzed | Dil Fac |
|---|---|---|---|---|---|---|---|---|---|
| **Benzene** | **1700** | | 16 | | ug/m3 | | | 06/11/22 06:06 | 10 |

| *Surrogate* | *%Recovery* | *Qualifier* | *Limits* | *Prepared* | *Analyzed* | *Dil Fac* |
|---|---|---|---|---|---|---|
| *1,2-Dichloroethane-d4 (Surr)* | *95* | | *66 - 132* | | *06/11/22 06:06* | *10* |
| *4-Bromofluorobenzene (Surr)* | *99* | | *70 - 130* | | *06/11/22 06:06* | *10* |
| *Toluene-d8 (Surr)* | *100* | | *70 - 130* | | *06/11/22 06:06* | *10* |

# Client Sample Results

Client: Calclean Inc
Project/Site: TRIPLE STOP CHEVRON

Job ID: 570-99348-1

## Method: TO3 - Volatile Organic Compounds in Ambient Air, Cryogenic Pre-Conc Techniques (GC)

**Client Sample ID: TOTAL INLET**
**Date Collected: 06/08/22 12:00**
**Date Received: 06/10/22 19:25**
**Sample Container: Tedlar Bag 1L**

**Lab Sample ID: 570-99348-1**
**Matrix: Air**

| Analyte | Result | Qualifier | RL | | Unit | D | Prepared | Analyzed | Dil Fac |
|---|---|---|---|---|---|---|---|---|---|
| TPH (as Gasoline) | 4.6 | | 2.0 | | ppm v/v | | | 06/10/22 22:33 | 1 |

| Analyte | Result | Qualifier | RL | | Unit | D | Prepared | Analyzed | Dil Fac |
|---|---|---|---|---|---|---|---|---|---|
| TPH (as Gasoline) | 19000 | | 8200 | | ug/m3 | | | 06/10/22 22:33 | 1 |

# Surrogate Summary

Client: Calclean Inc
Project/Site: TRIPLE STOP CHEVRON

Job ID: 570-99348-1

## Method: TO-15 - Volatile Organic Compounds in Ambient Air

**Matrix: Air** **Prep Type: Total/NA**

| | | Percent Surrogate Recovery (Acceptance Limits) | | |
|---|---|---|---|---|
| | | DCA | BFB | TOL |
| **Lab Sample ID** | **Client Sample ID** | **(66-132)** | **(70-130)** | **(70-130)** |
| 570-99348-1 | TOTAL INLET | 97 | 105 | 103 |
| 570-99348-1 - DL | TOTAL INLET | 95 | 99 | 100 |
| LCS 570-240518/3 | Lab Control Sample | 94 | 97 | 98 |
| LCSD 570-240518/4 | Lab Control Sample Dup | 96 | 97 | 99 |
| MB 570-240518/6 | Method Blank | 100 | 98 | 99 |

**Surrogate Legend**

DCA = 1,2-Dichloroethane-d4 (Surr)
BFB = 4-Bromofluorobenzene (Surr)
TOL = Toluene-d8 (Surr)

# QC Sample Results

Client: Calclean Inc
Project/Site: TRIPLE STOP CHEVRON

Job ID: 570-99348-1

## Method: TO-15 - Volatile Organic Compounds in Ambient Air

**Lab Sample ID: MB 570-240518/6**
**Matrix: Air**
**Analysis Batch: 240518**

**Client Sample ID: Method Blank**
**Prep Type: Total/NA**

| Analyte | MB Result | MB Qualifier | RL | | Unit | D | Prepared | Analyzed | Dil Fac |
|---|---|---|---|---|---|---|---|---|---|
| Benzene | ND | | 0.00050 | | ppm v/v | | | 06/11/22 01:33 | 1 |
| Toluene | ND | | 0.0050 | | ppm v/v | | | 06/11/22 01:33 | 1 |
| Ethylbenzene | ND | | 0.00050 | | ppm v/v | | | 06/11/22 01:33 | 1 |
| m,p-Xylene | ND | | 0.0020 | | ppm v/v | | | 06/11/22 01:33 | 1 |
| o-Xylene | ND | | 0.00050 | | ppm v/v | | | 06/11/22 01:33 | 1 |
| Xylenes, Total | ND | | 0.0025 | | ppm v/v | | | 06/11/22 01:33 | 1 |
| Methyl-t-Butyl Ether (MTBE) | ND | | 0.0020 | | ppm v/v | | | 06/11/22 01:33 | 1 |
| tert-Butyl alcohol (TBA) | ND | | 0.0050 | | ppm v/v | | | 06/11/22 01:33 | 1 |
| Di-isopropyl ether (DIPE) | ND | | 0.0020 | | ppm v/v | | | 06/11/22 01:33 | 1 |
| Ethyl-t-butyl ether (ETBE) | ND | | 0.0020 | | ppm v/v | | | 06/11/22 01:33 | 1 |
| Tert-amyl methyl ether | ND | | 0.0020 | | ppm v/v | | | 06/11/22 01:33 | 1 |
| Ethanol | ND | | 0.050 | | ppm v/v | | | 06/11/22 01:33 | 1 |

| Analyte | MB Result | MB Qualifier | RL | | Unit | D | Prepared | Analyzed | Dil Fac |
|---|---|---|---|---|---|---|---|---|---|
| Benzene | ND | | 1.6 | | ug/m3 | | | 06/11/22 01:33 | 1 |
| Toluene | ND | | 19 | | ug/m3 | | | 06/11/22 01:33 | 1 |
| Ethylbenzene | ND | | 2.2 | | ug/m3 | | | 06/11/22 01:33 | 1 |
| m,p-Xylene | ND | | 8.7 | | ug/m3 | | | 06/11/22 01:33 | 1 |
| o-Xylene | ND | | 2.2 | | ug/m3 | | | 06/11/22 01:33 | 1 |
| Xylenes, Total | ND | | 11 | | ug/m3 | | | 06/11/22 01:33 | 1 |
| Methyl-t-Butyl Ether (MTBE) | ND | | 7.2 | | ug/m3 | | | 06/11/22 01:33 | 1 |
| tert-Butyl alcohol (TBA) | ND | | 15 | | ug/m3 | | | 06/11/22 01:33 | 1 |
| Di-isopropyl ether (DIPE) | ND | | 8.4 | | ug/m3 | | | 06/11/22 01:33 | 1 |
| Ethyl-t-butyl ether (ETBE) | ND | | 8.4 | | ug/m3 | | | 06/11/22 01:33 | 1 |
| Tert-amyl methyl ether | ND | | 8.4 | | ug/m3 | | | 06/11/22 01:33 | 1 |
| Ethanol | ND | | 94 | | ug/m3 | | | 06/11/22 01:33 | 1 |

| *Surrogate* | *MB %Recovery* | *MB Qualifier* | *Limits* | *Prepared* | *Analyzed* | *Dil Fac* |
|---|---|---|---|---|---|---|
| *1,2-Dichloroethane-d4 (Surr)* | *100* | | *66 - 132* | | *06/11/22 01:33* | *1* |
| *4-Bromofluorobenzene (Surr)* | *98* | | *70 - 130* | | *06/11/22 01:33* | *1* |
| *Toluene-d8 (Surr)* | *99* | | *70 - 130* | | *06/11/22 01:33* | *1* |

**Lab Sample ID: LCS 570-240518/3**
**Matrix: Air**
**Analysis Batch: 240518**

**Client Sample ID: Lab Control Sample**
**Prep Type: Total/NA**

| Analyte | Spike Added | LCS Result | LCS Qualifier | Unit | D | %Rec | %Rec Limits |
|---|---|---|---|---|---|---|---|
| Benzene | 0.0250 | 0.02020 | | ppm v/v | | 81 | 68 - 134 |
| Toluene | 0.0250 | 0.02001 | | ppm v/v | | 80 | 70 - 130 |
| Ethylbenzene | 0.0250 | 0.01927 | | ppm v/v | | 77 | 70 - 130 |
| m,p-Xylene | 0.0500 | 0.04005 | | ppm v/v | | 80 | 70 - 130 |
| o-Xylene | 0.0250 | 0.02097 | | ppm v/v | | 84 | 68 - 130 |
| Methyl-t-Butyl Ether (MTBE) | 0.0250 | 0.02025 | | ppm v/v | | 81 | 70 - 130 |
| tert-Butyl alcohol (TBA) | 0.0500 | 0.03977 | | ppm v/v | | 80 | 65 - 132 |
| Di-isopropyl ether (DIPE) | 0.0250 | 0.01913 | | ppm v/v | | 77 | 58 - 144 |
| Ethyl-t-butyl ether (ETBE) | 0.0250 | 0.01931 | | ppm v/v | | 77 | 67 - 130 |
| Tert-amyl methyl ether | 0.0250 | 0.02070 | | ppm v/v | | 83 | 70 - 130 |
| Ethanol | 0.100 | 0.07520 | | ppm v/v | | 75 | 61 - 133 |

## Method: TO-15 - Volatile Organic Compounds in Ambient Air (Continued)

| Analyte | | | Spike Added | LCS Result | LCS Qualifier | Unit | D | %Rec | %Rec Limits | | |
|---|---|---|---|---|---|---|---|---|---|---|---|
| Benzene | | | 80 | 64.54 | | ug/m3 | | 81 | 68 - 134 | | |
| Toluene | | | 94 | 75.39 | | ug/m3 | | 80 | 70 - 130 | | |
| Ethylbenzene | | | 110 | 83.68 | | ug/m3 | | 77 | 70 - 130 | | |
| m,p-Xylene | | | 220 | 173.9 | | ug/m3 | | 80 | 70 - 130 | | |
| o-Xylene | | | 110 | 91.07 | | ug/m3 | | 84 | 68 - 130 | | |
| Methyl-t-Butyl Ether (MTBE) | | | 90 | 73.01 | | ug/m3 | | 81 | 70 - 130 | | |
| tert-Butyl alcohol (TBA) | | | 150 | 120.6 | | ug/m3 | | 80 | 65 - 132 | | |
| Di-isopropyl ether (DIPE) | | | 100 | 79.94 | | ug/m3 | | 77 | 58 - 144 | | |
| Ethyl-t-butyl ether (ETBE) | | | 100 | 80.71 | | ug/m3 | | 77 | 67 - 130 | | |
| Tert-amyl methyl ether | | | 100 | 86.50 | | ug/m3 | | 83 | 70 - 130 | | |
| Ethanol | | | 190 | 141.7 | | ug/m3 | | 75 | 61 - 133 | | |

| *Surrogate* | *LCS %Recovery* | *LCS Qualifier* | *Limits* |
|---|---|---|---|
| *1,2-Dichloroethane-d4 (Surr)* | *94* | | *66 - 132* |
| *4-Bromofluorobenzene (Surr)* | *97* | | *70 - 130* |
| *Toluene-d8 (Surr)* | *98* | | *70 - 130* |

**Lab Sample ID: LCSD 570-240518/4**
**Matrix: Air**
**Analysis Batch: 240518**

**Client Sample ID: Lab Control Sample Dup**
**Prep Type: Total/NA**

| Analyte | | | Spike Added | LCSD Result | LCSD Qualifier | Unit | D | %Rec | %Rec Limits | RPD | RPD Limit |
|---|---|---|---|---|---|---|---|---|---|---|---|
| Benzene | | | 0.0250 | 0.02019 | | ppm v/v | | 81 | 68 - 134 | 0 | 25 |
| Toluene | | | 0.0250 | 0.02028 | | ppm v/v | | 81 | 70 - 130 | 1 | 25 |
| Ethylbenzene | | | 0.0250 | 0.01946 | | ppm v/v | | 78 | 70 - 130 | 1 | 25 |
| m,p-Xylene | | | 0.0500 | 0.04067 | | ppm v/v | | 81 | 70 - 130 | 2 | 25 |
| o-Xylene | | | 0.0250 | 0.02000 | | ppm v/v | | 80 | 68 - 130 | 5 | 25 |
| Methyl-t-Butyl Ether (MTBE) | | | 0.0250 | 0.02006 | | ppm v/v | | 80 | 70 - 130 | 1 | 25 |
| tert-Butyl alcohol (TBA) | | | 0.0500 | 0.03992 | | ppm v/v | | 80 | 65 - 132 | 0 | 25 |
| Di-isopropyl ether (DIPE) | | | 0.0250 | 0.01881 | | ppm v/v | | 75 | 58 - 144 | 2 | 25 |
| Ethyl-t-butyl ether (ETBE) | | | 0.0250 | 0.02002 | | ppm v/v | | 80 | 67 - 130 | 4 | 25 |
| Tert-amyl methyl ether | | | 0.0250 | 0.02036 | | ppm v/v | | 81 | 70 - 130 | 2 | 25 |
| Ethanol | | | 0.100 | 0.07604 | | ppm v/v | | 76 | 61 - 133 | 1 | 25 |
| Analyte | | | Spike Added | LCSD Result | LCSD Qualifier | Unit | D | %Rec | %Rec Limits | RPD | RPD Limit |
| Benzene | | | 80 | 64.51 | | ug/m3 | | 81 | 68 - 134 | 0 | 25 |
| Toluene | | | 94 | 76.41 | | ug/m3 | | 81 | 70 - 130 | 1 | 25 |
| Ethylbenzene | | | 110 | 84.48 | | ug/m3 | | 78 | 70 - 130 | 1 | 25 |
| m,p-Xylene | | | 220 | 176.6 | | ug/m3 | | 81 | 70 - 130 | 2 | 25 |
| o-Xylene | | | 110 | 86.86 | | ug/m3 | | 80 | 68 - 130 | 5 | 25 |
| Methyl-t-Butyl Ether (MTBE) | | | 90 | 72.33 | | ug/m3 | | 80 | 70 - 130 | 1 | 25 |
| tert-Butyl alcohol (TBA) | | | 150 | 121.0 | | ug/m3 | | 80 | 65 - 132 | 0 | 25 |
| Di-isopropyl ether (DIPE) | | | 100 | 78.61 | | ug/m3 | | 75 | 58 - 144 | 2 | 25 |
| Ethyl-t-butyl ether (ETBE) | | | 100 | 83.66 | | ug/m3 | | 80 | 67 - 130 | 4 | 25 |
| Tert-amyl methyl ether | | | 100 | 85.10 | | ug/m3 | | 81 | 70 - 130 | 2 | 25 |
| Ethanol | | | 190 | 143.3 | | ug/m3 | | 76 | 61 - 133 | 1 | 25 |

| *Surrogate* | *LCSD %Recovery* | *LCSD Qualifier* | *Limits* |
|---|---|---|---|
| *1,2-Dichloroethane-d4 (Surr)* | *96* | | *66 - 132* |
| *4-Bromofluorobenzene (Surr)* | *97* | | *70 - 130* |
| *Toluene-d8 (Surr)* | *99* | | *70 - 130* |

# QC Sample Results

Client: Calclean Inc
Project/Site: TRIPLE STOP CHEVRON

Job ID: 570-99348-1

## Method: TO3 - Volatile Organic Compounds in Ambient Air, Cryogenic Pre-Conc Techniques (GC)

**Lab Sample ID: MB 570-240417/3**
**Matrix: Air**
**Analysis Batch: 240417**

**Client Sample ID: Method Blank**
**Prep Type: Total/NA**

| Analyte | MB Result | MB Qualifier | RL | | Unit | D | Prepared | Analyzed | Dil Fac |
|---|---|---|---|---|---|---|---|---|---|
| TPH (as Gasoline) | ND | | 2.0 | | ppm v/v | | | 06/10/22 09:50 | 1 |

| Analyte | MB Result | MB Qualifier | RL | | Unit | D | Prepared | Analyzed | Dil Fac |
|---|---|---|---|---|---|---|---|---|---|
| TPH (as Gasoline) | ND | | 8200 | | ug/m3 | | | 06/10/22 09:50 | 1 |

**Lab Sample ID: LCS 570-240417/2**
**Matrix: Air**
**Analysis Batch: 240417**

**Client Sample ID: Lab Control Sample**
**Prep Type: Total/NA**

| Analyte | | | Spike Added | LCS Result | LCS Qualifier | Unit | D | %Rec | %Rec Limits | | |
|---|---|---|---|---|---|---|---|---|---|---|---|
| TPH (as Gasoline) | | | 200 | 193.9 | | ppm v/v | | 97 | 80 - 120 | | |

| Analyte | | | Spike Added | LCS Result | LCS Qualifier | Unit | D | %Rec | %Rec Limits | | |
|---|---|---|---|---|---|---|---|---|---|---|---|
| TPH (as Gasoline) | | | 820000 | 793000 | | ug/m3 | | 97 | 80 - 120 | | |

# QC Association Summary

Client: Calclean Inc
Project/Site: TRIPLE STOP CHEVRON

Job ID: 570-99348-1

## Air - GC/MS VOA

### Analysis Batch: 240518

| Lab Sample ID | Client Sample ID | Prep Type | Matrix | Method | Prep Batch |
|---|---|---|---|---|---|
| 570-99348-1 | TOTAL INLET | Total/NA | Air | TO-15 | |
| 570-99348-1 - DL | TOTAL INLET | Total/NA | Air | TO-15 | |
| MB 570-240518/6 | Method Blank | Total/NA | Air | TO-15 | |
| LCS 570-240518/3 | Lab Control Sample | Total/NA | Air | TO-15 | |
| LCSD 570-240518/4 | Lab Control Sample Dup | Total/NA | Air | TO-15 | |

## Air - GC VOA

### Analysis Batch: 240417

| Lab Sample ID | Client Sample ID | Prep Type | Matrix | Method | Prep Batch |
|---|---|---|---|---|---|
| 570-99348-1 | TOTAL INLET | Total/NA | Air | TO3 | |
| MB 570-240417/3 | Method Blank | Total/NA | Air | TO3 | |
| LCS 570-240417/2 | Lab Control Sample | Total/NA | Air | TO3 | |

# Lab Chronicle

Client: Calclean Inc
Project/Site: TRIPLE STOP CHEVRON

Job ID: 570-99348-1

## Client Sample ID: TOTAL INLET

**Date Collected: 06/08/22 12:00**
**Date Received: 06/10/22 19:25**

## Lab Sample ID: 570-99348-1

**Matrix: Air**

| Prep Type | Batch Type | Batch Method | Run | Dil Factor | Initial Amount | Final Amount | Batch Number | Prepared or Analyzed | Analyst | Lab |
|---|---|---|---|---|---|---|---|---|---|---|
| Total/NA | Analysis | TO-15 | | 1 | 250 mL | 250 mL | 240518 | 06/11/22 05:24 | T1W | ECL 4 |
| | Instrument ID: GCMSAA | | | | | | | | | |
| Total/NA | Analysis | TO-15 | DL | 10 | 250 mL | 250 mL | 240518 | 06/11/22 06:06 | T1W | ECL 4 |
| | Instrument ID: GCMSAA | | | | | | | | | |
| Total/NA | Analysis | TO3 | | 1 | | | 240417 | 06/10/22 22:33 | UHOG | ECL 4 |
| | Instrument ID: GC13 | | | | | | | | | |

**Laboratory References:**

ECL 4 = Eurofins Calscience Tustin, 2841 Dow Avenue, Tustin, CA 92780, TEL (714)895-5494

# Accreditation/Certification Summary

Client: Calclean Inc
Project/Site: TRIPLE STOP CHEVRON

Job ID: 570-99348-1

## Laboratory: Eurofins Calscience

The accreditations/certifications listed below are applicable to this report.

| Authority | Program | Identification Number | Expiration Date |
|---|---|---|---|
| Oregon | NELAP | 4175 | 01-31-23 |

# Method Summary

Client: Calclean Inc
Project/Site: TRIPLE STOP CHEVRON

Job ID: 570-99348-1

| Method | Method Description | Protocol | Laboratory |
|---|---|---|---|
| TO-15 | Volatile Organic Compounds in Ambient Air | EPA | ECL 4 |
| TO3 | Volatile Organic Compounds in Ambient Air, Cryogenic Pre-Conc Techniques (GC) | EPA | ECL 4 |

**Protocol References:**

EPA = US Environmental Protection Agency

**Laboratory References:**

ECL 4 = Eurofins Calscience  Tustin, 2841 Dow Avenue, Tustin, CA 92780, TEL (714)895-5494

# Sample Summary

Client: Calclean Inc
Project/Site: TRIPLE STOP CHEVRON

Job ID: 570-99348-1

| Lab Sample ID | Client Sample ID | Matrix | Collected | Received |
|---|---|---|---|---|
| 570-99348-1 | TOTAL INLET | Air | 06/08/22 12:00 | 06/10/22 19:25 |

eurofins | Calscience

# CHAIN OF CUSTODY RECORD

7440 Lincoln Way, Garden Grove, CA 92841-1427 • (714) 895-5494
For courier service / sample drop off information, contact us26_sales@eurofinsus.com or call us.

WO # / LAB USE ONLY

DATE: 6/10/2022

PAGE: 1 OF 1

LABORATORY CLIENT: CALCLEAN, INC.

ADDRESS: 1790 N. CASE STREET

CITY: ORANGE STATE: CA ZIP: 92865

TEL: 714-921-1234 E-MAIL: noelshenoi@calclean com

CLIENT PROJECT NAME / NUMBER: TRIPLE STOP CHEVRON

P.O. NO.:

PROJECT CONTACT: NOEL SHENOI (714) 936-2706

SAMPLER(S): (PRINT) JOHN OMALLEY

TURNAROUND TIME (Rush surcharges may apply to any TAT not "STANDARD"):
☐ SAME DAY ☐ 24 HR ☐ 48 HR ☐ 72 HR ☐ 5 DAYS ☑ STANDARD

~~☐ COELT EDF~~ GLOBAL ID: LOG CODE:

SPECIAL INSTRUCTIONS: ppmv and ug/m3

## REQUESTED ANALYSES

Please check box or fill in blank as needed

| LAB USE ONLY | SAMPLE ID | SAMPLING DATE | SAMPLING TIME | MATRIX | NO. OF CONT. | Unpreserved | Preserved | Field Filtered | TPH-G (8015) | BTEX/MTBE (8021) | BTEX/OXYS (8260B) | | TPH-G,BTEX+OXYS (8260B) | FULL SCAN (8260B) | TPH-G,FULL SCAN (8260B) | TPH-G (TO-3M) | BTEX, OXYS (TO-15) | | | | | | | | | | |
|---|---|---|---|---|---|---|---|---|---|---|---|---|---|---|---|---|---|---|---|---|---|---|---|---|---|---|---|
| | TOTAL INLET | 6/8/22 | 1200 | A | 1 | | | | | | | | | | | X | X | | | | | | | | | | |

570-99348 Chain of Custody

| Relinquished by: (Signature) | Received by: (Signature/Affiliation) | Date | Time |
|---|---|---|---|
| Noel Shenoi | [signature] | 6/10/2022 | 1925 |
| Relinquished by: (Signature) | Received by: (Signature/Affiliation) | Date | Time |
| Relinquished by: (Signature) | Received by: (Signature/Affiliation) | Date | Time |

Page 10 of 19

06/10/2022

06/02/14 Revision

# Login Sample Receipt Checklist

Client: Calclean Inc

Job Number: 570-99348-1

**Login Number: 99348**
**List Number: 1**
**Creator: Ortiz-Luis, Michael**

**List Source: Eurofins Calscience**

| Question | Answer | Comment |
|---|---|---|
| Radioactivity wasn't checked or is </= background as measured by a survey meter. | N/A | |
| The cooler's custody seal, if present, is intact. | True | |
| Sample custody seals, if present, are intact. | True | |
| The cooler or samples do not appear to have been compromised or tampered with. | True | |
| Samples were received on ice. | False | Thermal preservation not required. |
| Cooler Temperature is acceptable. | True | |
| Cooler Temperature is recorded. | True | |
| COC is present. | True | |
| COC is filled out in ink and legible. | True | |
| COC is filled out with all pertinent information. | True | |
| Is the Field Sampler's name present on COC? | True | |
| There are no discrepancies between the containers received and the COC. | True | |
| Samples are received within Holding Time (excluding tests with immediate HTs) | True | |
| Sample containers have legible labels. | True | |
| Containers are not broken or leaking. | True | |
| Sample collection date/times are provided. | True | |
| Appropriate sample containers are used. | True | |
| Sample bottles are completely filled. | True | |
| Sample Preservation Verified. | True | |
| There is sufficient vol. for all requested analyses, incl. any requested MS/MSDs | True | |
| Containers requiring zero headspace have no headspace or bubble is <6mm (1/4"). | True | |
| Multiphasic samples are not present. | True | |
| Samples do not require splitting or compositing. | True | |
| Residual Chlorine Checked. | N/A | |

# ATTACHMENT 2

# HIGH VACUUM DUAL PHASE EXTRACTION SYSTEM
# FIELD DATA SHEETS

# HIGH VACUUM [ ] SVE or [x] DPE FIELD DATA SHEET

**CalClean Inc.**
(714) 936-2706

Project Location: **1034 W. GENTILE AVE.** City: **LAYTON, UT** Site #: **TRIPLE STOP CHEVRON** Date: 5/2/2022 Page 1 of 9

Client:

Operator (s): John

| | | | | | EXTRACTION WELLS | | | | | | | | | | | | | | | | |
|---|---|---|---|---|---|---|---|---|---|---|---|---|---|---|---|---|---|---|---|---|---|
| | | Well I.D. | | | MW-19 | | | MW-42 | | | MW-43 | | | MW-44 | | | Air Sparge Wells that are ON | | | Water Meter Readings | Cumul. Water Extracted |
| | | Screen Interval: From-To (ft) | | | | | | | | | | | | | | | | | | | |
| | | Initial Depth To Water DTW (ft) | | | 8.97/19.05 TD | | | 9.44/19.24 TD | | | 9.98/17.78 TD | | | 9.19/19.24 TD | | | | | | | |
| Time | Unit Vacuum | Air Flowrate | TOX Temp. | Vapor Inlet Conc. | Off/On | DTW | Stinger Depth | Off/On | DTW | Stinger Depth | Off/On | DTW | Stinger Depth | Off/On | DTW | Stinger Depth | | | | units | gals |
| 5-2 | ("Hg.) | (cfm) | (degF) | (ppmv) | (ppmv) | (ft) | (feet) | (ppmv) | (ft) | (feet) | (ppmv) | (ft) | (feet) | (ppmv) | (ft) | (feet) | | | | 4552020 | |
| 1250 | | | | Ø | ON | | 18' | | | 18' | | | 16' | | | 18' | | | | | |
| 1315 | | | | Ø | OFF | | | ON | | | | | | | | | | | | | |
| 1335 | | | | Ø | | | | OFF | | | ON | | | | | | | | | | |
| 1400 | | | | Ø | | | | | | | OFF | | | ON | | | | | | | |
| 1420 | 17 | 95 | 731 | Ø | ON | | | ON | | | ON | | | | | | 1 | 2 | 3 | | |
| 1600 | 17 | 95 | 756 | Ø | | | | | | | | | | | | | | | | 4552630 | 610 |
| 5-3 | | | | | | | | | | | | | | | | | | | | | |
| 0800 | 17 | 95 | 786 | 18 | | | | | | | | | | | | | | | | 4556610 | 4590 |
| 1200 | 17 | 95 | 759 | 16 | 3 | | | 8 | | | 6 | | | 5 | | | | | | | |
| 1600 | 17 | 95 | 775 | 15 | | | | | | | | | | | | | | | | 4560480 | 8460 |
| 5-4 | | | | | | | | | | | | | | | | | | | | | |
| 0800 | 17 | 95 | 752 | 15 | | | | | | | | | | | | | | | | 4566320 | 14300 |
| 1200 | 17 | 95 | 758 | 14 | 4 | | | 7 | | | 6 | | | 6 | | | | | | | |
| 1600 | 17 | 95 | 769 | 16 | | | | | | | | | | | | | 5 | 2 | 3 | 4569220 | 17200 |
| 5-5 | | | | | | | | | | | | | | | | | | | | | |
| 0800 | 17 | 95 | 757 | 15 | | | | | | | | | | | | | | | | 4574950 | 22930 |
| 1200 | 17 | 95 | 762 | 13 | 3 | | | 8 | | | 4 | | | 4 | | | | | | | |
| 1600 | 17 | 95 | 767 | 14 | | | | | | | | | | | | | | | | 4577480 | 25460 |
| 1700 | | | | | | | | | | | OFF | | | | | | | | | | |

Comments: 5-2-22 @ 1230 start system / @ 1250 open MW-19 @ 1310 collect air sample MW-19 / @ 1315 close MW-19 open MW-42 @ 1330 collect air sample MW-42 / @ 1335 close MW-42 open MW-43 @ 1355 collect air sample MW-43 / @ 1400 close MW-43 open MW-44 @ 1415 collect air sample MW-44 / @ 1420 open MW-19, MW-42, & MW-44 @ 1430 collect total Inlet air sample / @ 1450 collect stack air sample / 5-3-22 @ 1200 Effluent water 5-4-22 @ 1300 Close AS-1, open AS-5 / 5-5-22 @ 0900 collect effluent water samples 5-5-22 @ 1700 Close MW-43

PH @ 7.33

# HIGH VACUUM [ ] SVE or [X] DPE FIELD DATA SHEET

**CalClean Inc.**
(714) 936-2706

Project Location: **1034 W. GENTILE AVE.** City: **LAYTON, UT** Site #: **TRIPLE STOP CHEVRON** Date: 5/5/2022 Page 2 of 9

Client:

Operator (s): John

| | | | | | EXTRACTION WELLS | | | | | | | | | | | | | | | | |
|---|---|---|---|---|---|---|---|---|---|---|---|---|---|---|---|---|---|---|---|---|---|
| | | Well I.D. | | | MW-19 | | | MW-31 | | | MW-42 | | | MW-44 | | | Air Sparge wells that are ON | | | Water Meter Readings | Cumul. Water Extracted |
| | | Screen Interval: From-To (ft) | | | | | | | | | | | | | | | | | | | |
| | | Initial Depth To Water DTW (ft) | | | 8.97/19.05 TD | | | 9.76/18.80 TD | | | 9.44/19.24 TD | | | 9.19/19.24 TD | | | | | | | |
| Time | Unit Vacuum ("Hg.) | Air Flowrate (cfm) | TOX Temp. (degF) | Vapor Inlet Conc. (ppmv) | Off/On (ppmv) | DTW (ft) | Stinger Depth (feet) | Off/On (ppmv) | DTW (ft) | Stinger Depth (feet) | Off/On (ppmv) | DTW (ft) | Stinger Depth (feet) | Off/On (ppmv) | DTW (ft) | Stinger Depth (feet) | | | | units 4552020 | gals |
| 5-5 | | | | | ON | | 18' | OFF | | 18' | ON | | 18' | ON | | 18' | 5 | 2 | 3 | | |
| 1700 | | | | | | | | ON | | | | | | | | | | | | | |
| 5-6 | | | | | | | | | | | | | | | | | | | | | |
| 0800 | 20 | 90 | 753 | 14 | | | | | | | | | | | | | | | | 4582470 | 30450 |
| 1200 | 20 | 90 | 751 | 13 | 5 | | | 3 | | | 6 | | | 4 | | | | | | | |
| 1600 | 20 | 90 | 755 | 13 | | | | | | | | | | | | | | | | 4584560 | 32540 |
| 5-7 | | | | | | | | | | | | | | | | | | | | | |
| 0800 | 20 | 90 | 752 | 11 | | | | | | | | | | | | | | | | 4589270 | 37250 |
| 1200 | 20 | 90 | 758 | 10 | 4 | | | 3 | | | 4 | | | 3 | | | 1 | 2 | 3 | | |
| 1600 | 20 | 90 | 755 | 10 | | | | | | | | | | | | | | | | 4591760 | 39740 |
| 5-8 | | | | | | | | | | | | | | | | | | | | | |
| 0800 | 20 | 90 | 749 | 10 | | | | | | | | | | | | | | | | 4596270 | 44250 |
| 1200 | 20 | 90 | 757 | 11 | 4 | | | 4 | | | 5 | | | 4 | | | | | | | |
| 1600 | 20 | 90 | 763 | 10 | | | | | | | | | | | | | | | | 4598280 | 46260 |
| 5-9 | | | | | | | | | | | | | | | | | | | | | |
| 0800 | 20 | 90 | 758 | 8 | | | | | | | | | | | | | | | | 4602860 | 50840 |
| 1200 | 20 | 90 | 752 | 8 | 3 | | | 3 | | | 4 | | | 4 | | | | | | | |
| 1600 | 20 | 90 | 766 | 9 | | | | | | | | | | | | | | | | 4605010 | 52990 |
| 5-10 | | | | | | | | | | | | | | | | | | | | | |
| 0800 | 20 | 90 | 767 | 10 | | | | | | | | | | | | | | | | 4609290 | 57270 |
| 1000 | | | | | close | | | close | | | | | | close | | | | | | | |

Comments: 5-5-22@1700 open MW-31 / 5-7-22@1100 close AS-5, open AS-1 / 5-9-22@1200 collect total Inlet air sample / 5-10-22@1000 close MW-19, MW-31, & MW-44 – also close sparge wells 5, 2, & 3

# HIGH VACUUM [ ] SVE or [x] DPE FIELD DATA SHEET

**CalClean Inc.**
(714) 936-2706

Project Location: **1034 W. GENTILE AVE.** City: **LAYTON, UT** Site #: **TRIPLE STOP CHEVRON** Date: 5/10/2022 Page 3 of 9

Client:

Operator (s): John

| | | | | | EXTRACTION WELLS | | | | | | | | | | | | | | | | | |
|---|---|---|---|---|---|---|---|---|---|---|---|---|---|---|---|---|---|---|---|---|---|---|
| | Well I.D. | | | | MW-1 | | | MW-4 | | | MW-40 | | | MW-42 | | | MW-45 | | | Water Meter Readings | Cumul. Water Extracted | Sparge wells that are on 3.5scfm on wells |
| | Screen Interval: From-To (ft) | | | | | | | | | | | | | | | | | | | | | |
| | Initial Depth To Water DTW (ft) | | | | 11.15/19.45 TD | | | 10.97/19.00 TD | | | 9.26/19.50 TD | | | 9.44/19.24 TD | | | 10.63/17.80 TD | | | | | |
| Time | Unit Vacuum ("Hg.) | Air Flowrate (cfm) | TOX Temp. (degF) | Vapor Inlet Conc. (ppmv) | Off/On (ppmv) | DTW (ft) | Stinger Depth (feet) | Off/On (ppmv) | DTW (ft) | Stinger Depth (feet) | Off/On (ppmv) | DTW (ft) | Stinger Depth (feet) | Off/On (ppmv) | DTW (ft) | Stinger Depth (feet) | Off/On (ppmv) | DTW (ft) | Stinger Depth (feet) | units 4552020 | gals | |
| 5-10 | | | | | | | 18' | | | 18' | | | 18' | ON | | 18' | | | 17' | | | 4,5,6 |
| 1600 | | | | | ON | | | ON | | | ON | | | | | | ON | | | | | |
| 1630 | 19 | 105 | 790 | 6 | | | | | | | | | | | | | | | | 4609650 | 57630 | |
| 5-11 | | | | | | | | | | | | | | | | | | | | | | |
| 0800 | 19 | 105 | 763 | 7 | | | | | | | | | | | | | | | | 4614390 | 62370 | |
| 1200 | 19 | 105 | 759 | 6 | 3 | | | 2 | | | 3 | | | 4 | | | 2 | | | | | |
| 1600 | 19 | 105 | 768 | 7 | | | | | | | | | | | | | | | | 4616730 | 64710 | |
| 5-12 | | | | | | | | | | | | | | | | | | | | | | |
| 0800 | 19 | 105 | 771 | 6 | | | | | | | | | | | | | | | | 4621440 | 69420 | |
| 1200 | 19 | 105 | 767 | 7 | 3 | | | 2 | | | 4 | | | 4 | | | 3 | | | | | |
| 1600 | 19 | 105 | 762 | 7 | | | | | | | | | | | | | | | | 4623940 | 71920 | |
| 5-13 | | | | | | | | | | | | | | | | | | | | | | |
| 0800 | 19 | 105 | 768 | 8 | | | | | | | | | | | | | | | | 4628800 | 76780 | |
| 1200 | 19 | 105 | 758 | 6 | 2 | | | 2 | | | 3 | | | 4 | | | 2 | | | | | |
| 1600 | 19 | 105 | 751 | 6 | | | | | | | | | | | | | | | | 4631310 | 79290 | |
| 5-14 | | | | | | | | | | | | | | | | | | | | | | |
| 0800 | 19 | 105 | 750 | 7 | | | | | | | | | | | | | | | | 4636090 | 84070 | |
| 1200 | 19 | 105 | 752 | 7 | 3 | | | 2 | | | 3 | | | 4 | | | 3 | | | | | 2,3,6 |
| 1600 | 19 | 105 | 756 | 9 | | | | | | | | | | | | | | | | 4638130 | 86110 | |

Comments: 5-10-22@1600 open MW-1, MW-4, MW-40, & MW-45 — also open sparge wells 4,5,&6 — @1630 collect total Inlet air sample / 5-11-22@1000 Effluent water PH@6.52 / 5-14-22@1000 close sparge wells 4&5 — open sparge wells 2&3 /

# HIGH VACUUM [ ] SVE or [x] DPE FIELD DATA SHEET

**CalClean Inc.**
(714) 936-2706

Project Location: **1034 W. GENTILE AVE.** City: **LAYTON, UT** Site #: **TRIPLE STOP CHEVRON** Date: 5/15/2022 Page 4 of 9

Client:

Operator (s): John

| | | | | | EXTRACTION WELLS | | | | | | | | | | | | | | | | |
|---|---|---|---|---|---|---|---|---|---|---|---|---|---|---|---|---|---|---|---|---|---|
| | | Well I.D. | | | MW-1 | | | MW-4 | | | MW-40 | | | MW-42 | | | MW-45 | | | Water Meter Readings | Cumul. Water Extracted |
| | | Screen Interval: From-To (ft) | | | | | | | | | | | | | | | | | | | |
| | | Initial Depth To Water DTW (ft) | | | 11.15/19.45 TD | | | 10.97/19.00 TD | | | 9.26/19.50 TD | | | 9.44/19.24 TD | | | 10.63/17.80 TD | | | | |
| Time | Unit Vacuum ("Hg.) | Air Flowrate (cfm) | TOX Temp. (degF) | Vapor Inlet Conc. (ppmv) | Off/On (ppmv) | DTW (ft) | Stinger Depth (feet) | Off/On (ppmv) | DTW (ft) | Stinger Depth (feet) | Off/On (ppmv) | DTW (ft) | Stinger Depth (feet) | Off/On (ppmv) | DTW (ft) | Stinger Depth (feet) | Off/On (ppmv) | DTW (ft) | Stinger Depth (feet) | units 4552020 | gals |
| 5-15 | | | | | ON | | 18' | ON | | 18' | ON | | 18' | ON | | 18' | ON | | 17' | | |
| 0800 | 19 | 105 | 761 | 7 | | | | | | | | | | | | | | | | 4642470 | 90450 |
| 1200 | 19 | 105 | 758 | 6 | 2 | | | 2 | | | 2 | | | 4 | | | 3 | | | | |
| 1600 | 19 | 105 | 754 | 7 | | | | | | | | | | | | | | | | 4644640 | 92620 |
| 5-16 | | | | | | | | | | | | | | | | | | | | | |
| 0800 | 19 | 105 | 756 | 7 | | | | | | | | | | | | | | | | 4648810 | 96790 |
| 1200 | 19 | 105 | 760 | 7 | 2 | | | 2 | | | 3 | | | 5 | | | 3 | | | | |
| 1600 | 19 | 105 | 758 | 7 | | | | | | | | | | | | | | | | 4650910 | 98890 |
| 5-17 | | | | | | | | | | | | | | | | | | | | | |
| 0800 | 19 | 105 | 751 | 5 | | | | | | | | | | | | | | | | 4654960 | 102940 |
| 1200 | 19 | 105 | 755 | 6 | 2 | | | 1 | | | 3 | | | 4 | | | 3 | | | | |
| 1600 | 19 | 105 | 755 | 6 | | | | | | | | | | | | | | | | 4655810 | 103790 |
| 5-18 | | | | | | | | | | | | | | | | | | | | | |
| 0800 | 19 | 105 | 756 | 6 | | | | | | | | | | | | | | | | 4659810 | 107790 |
| 1200 | 19 | 105 | 755 | 5 | 2 | | | 2 | | | 3 | | | 4 | | | 3 | | | | |
| 1600 | 19 | 105 | 752 | 6 | | | | | | | | | | | | | | | | 4661920 | 109900 |
| 5-19 | | | | | | | | | | | | | | | | | | | | | |
| 0800 | 19 | 105 | 755 | 6 | | | | | | | | | | | | | | | | 4665800 | 113780 |
| 1200 | 19 | 105 | 750 | 5 | 2 | | | 2 | | | 2 | | | 5 | | | 3 | | | | |
| 1600 | 19 | 105 | 751 | 5 | | | | | | | | | | | | | | | | 4667660 | 115640 |

Sparge wells that are on 3.5scfm on wells 2,3,6

Comments: 5-16-22 @ 1200 collect total Inlet air sample / 5-17-22 @ 1300 Effluent water PH @ 7.13

# HIGH VACUUM [ ] SVE or [x] DPE FIELD DATA SHEET

**CalClean Inc.**
(714) 936-2706

Project Location: **1034 W. GENTILE AVE.** City: **LAYTON, UT** Site #: **TRIPLE STOP CHEVRON** Date: 5/20/2022 Page 5 of 9

Client:

Operator (s): John

## EXTRACTION WELLS

| Time | Unit Vacuum ("Hg.) | Air Flowrate (cfm) | TOX Temp. (degF) | Vapor Inlet Conc. (ppmv) | MW-1 Off/On (ppmv) | MW-1 DTW (ft) | MW-1 Stinger Depth (feet) | MW-4 Off/On (ppmv) | MW-4 DTW (ft) | MW-4 Stinger Depth (feet) | MW-40 Off/On (ppmv) | MW-40 DTW (ft) | MW-40 Stinger Depth (feet) | MW-42 Off/On (ppmv) | MW-42 DTW (ft) | MW-42 Stinger Depth (feet) | MW-45 Off/On (ppmv) | MW-45 DTW (ft) | MW-45 Stinger Depth (feet) | Water Meter Readings units 4552020 | Cumul. Water Extracted gals | Sparge wells that are on 3.5scfm on wells |
|---|---|---|---|---|---|---|---|---|---|---|---|---|---|---|---|---|---|---|---|---|---|---|
| Screen Interval: From-To (ft) | | | | | | | | | | | | | | | | | | | | | | |
| Initial Depth To Water DTW (ft) | | | | | 11.15 | 19.45 TD | | 10.97 | 19.00 TD | | 9.26 | 19.50 TD | | 9.44 | 19.24 TD | | 10.63 | 17.80 TD | | | | |
| 5-20 | | | | | ON | | 18' | ON | | 18' | ON | | 18' | ON | | 18' | ON | | 17' | | | 2,3,6 |
| 0800 | 19 | 105 | 742 | 4 | | | | | | | | | | | | | | | | 4671350 | 119330 | |
| 1200 | 19 | 105 | 739 | 5 | 2 | | | 1 | | | 2 | | | 4 | | | 3 | | | | | |
| 1600 | 19 | 105 | 731 | 6 | | | | | | | | | | | | | | | | 4673330 | 121310 | |
| 5-21 | | | | | | | | | | | | | | | | | | | | | | |
| 0800 | 19 | 105 | 724 | 6 | | | | | | | | | | | | | | | | 4687210 | 125190 | |
| 1200 | 19 | 105 | 721 | 4 | 2 | | | 2 | | | 2 | | | 3 | | | 3 | | | | | |
| 1600 | 19 | 105 | 728 | 5 | | | | | | | | | | | | | | | | 4679050 | 127030 | |
| 5-22 | | | | | | | | | | | | | | | | | | | | | | |
| 0800 | 19 | 105 | 724 | 4 | | | | | | | | | | | | | | | | 4682750 | 130730 | |
| 1200 | 19 | 105 | 719 | 6 | 2 | | | 2 | | | 3 | | | 4 | | | 3 | | | | | |
| 1600 | 19 | 105 | 719 | 4 | | | | | | | | | | | | | | | | 4684520 | 132500 | |
| 5-23 | | | | | | | | | | | | | | | | | | | | | | |
| 0800 | 19 | 105 | 727 | 5 | | | | | | | | | | | | | | | | 4688230 | 136210 | |
| 1200 | 19 | 105 | 723 | 5 | 2 | | | 2 | | | 2 | | | 3 | | | 3 | | | | | |
| 1600 | 19 | 105 | 716 | 5 | | | | | | | | | | | | | | | | 4689910 | 137890 | |
| 5-24 | | | | | | | | | | | | | | | | | | | | | | |
| 0800 | 19 | 105 | 720 | 4 | | | | | | | | | | | | | | | | 4692450 | 140430 | |
| | | | | | | | | OFF | | | OFF | | | | | | | | | | | 1,3,6 |

Comments: 5-23-22 @ 1200 collect Total Inlet air sample / 5-24-22 @ 1000 close MW-4, MW-40, and AS-2

# HIGH VACUUM [ ] SVE or [X] DPE FIELD DATA SHEET

**CalClean Inc.**
(714) 936-2706

Project Location: **1034 W. GENTILE AVE.** City: **LAYTON, UT** Site #: **TRIPLE STOP CHEVRON** Date: 5/24/2022 Page 6 of 9

Client:

Operator (s): John

| | | | | | EXTRACTION WELLS | | | | | | | | | | | | | | | | | | |
|---|---|---|---|---|---|---|---|---|---|---|---|---|---|---|---|---|---|---|---|---|---|---|---|
| | | Well I.D. | | | MW-1 | | | MW-19 | | | MW-31 | | | MW-42 | | | MW-45 | | | Water Meter Readings | Cumul. Water Extracted | Sparge wells that are on 3.5scfm on wells |
| | | Screen Interval: From-To (ft) | | | | | | | | | | | | | | | | | | | | |
| | | Initial Depth To Water DTW (ft) | | | 11.15/19.45 TD | | | 8.97/19.05 TD | | | 9.76/18.80 TD | | | 9.44/19.24 TD | | | 10.63/17.80 TD | | | | | |
| Time | Unit Vacuum ("Hg.) | Air Flowrate (cfm) | TOX Temp. (degF) | Vapor Inlet Conc. (ppmv) | Off/On (ppmv) | DTW (ft) | Stinger Depth (feet) | Off/On (ppmv) | DTW (ft) | Stinger Depth (feet) | Off/On (ppmv) | DTW (ft) | Stinger Depth (feet) | Off/On (ppmv) | DTW (ft) | Stinger Depth (feet) | Off/On (ppmv) | DTW (ft) | Stinger Depth (feet) | units 4552020 | gals | |
| 5-24 | | | | | ON | | 18' | | | | | | | ON | | 18' | ON | 17' | | | | 1,3,6 |
| 1000 | | | | | | | | ON | | 18' | ON | | 18' | | | | | | | | | |
| 1200 | 17 | 115 | 722 | 12 | 3 | | | 6 | | | 5 | | | 4 | | | 3 | | | | | |
| 1600 | 17 | 115 | 716 | 9 | | | | | | | | | | | | | | | | 4693950 | 141830 | |
| 5-25 | | | | | | | | | | | | | | | | | | | | | | |
| 0800 | 17 | 115 | 721 | 7 | | | | | | | | | | | | | | | | 4698900 | 146880 | |
| 1200 | 17 | 115 | 722 | 8 | 3 | | | 5 | | | 4 | | | 4 | | | 3 | | | | | |
| 1600 | 17 | 115 | 726 | 6 | | | | | | | | | | | | | | | | 4701330 | 149310 | |
| 5-26 | | | | | | | | | | | | | | | | | | | | | | |
| 0800 | 17 | 115 | 719 | 7 | | | | | | | | | | | | | | | | 4705830 | 153810 | |
| 1200 | 17 | 115 | 724 | 8 | 3 | | | 4 | | | 4 | | | 3 | | | 3 | | | | | |
| 1600 | 17 | 115 | 720 | 8 | | | | | | | | | | | | | | | | 4708220 | 156200 | |
| 5-27 | | | | | | | | | | | | | | | | | | | | | | |
| 0800 | 17 | 115 | 720 | 7 | | | | | | | | | | | | | | | | 4712520 | 160500 | |
| 1200 | 17 | 115 | 726 | 7 | 2 | | | 5 | | | 4 | | | 3 | | | 3 | | | | | |
| 1600 | 17 | 115 | 716 | 9 | | | | | | | | | | | | | | | | 4714420 | 162400 | |
| 5-28 | | | | | | | | | | | | | | | | | | | | | | |
| 0800 | 17 | 115 | 727 | 7 | | | | | | | | | | | | | | | | 4717200 | 165180 | |
| 1200 | 17 | 115 | 722 | 7 | 2 | | | 4 | | | 3 | | | 4 | | | 3 | | | | | |
| 1600 | 17 | 115 | 719 | 7 | | | | | | | | | | | | | | | | 4719450 | 167430 | |

Comments: 5-24-22@1000 open MW-19, MW-31, and AS-1 / 5-25-22@1300 Effluent PH@ 7.29

# HIGH VACUUM [ ] SVE or [x] DPE FIELD DATA SHEET

**CalClean Inc.**
(714) 936-2706

Project Location: **1034 W. GENTILE AVE.** City: **LAYTON, UT** Site #: **TRIPLE STOP CHEVRON** Date: 5/29/2022 Page 7 of 9

Client:

Operator (s): John

| | | | | | EXTRACTION WELLS | | | | | | | | | | | | | | | | |
|---|---|---|---|---|---|---|---|---|---|---|---|---|---|---|---|---|---|---|---|---|---|
| | | Well I.D. | | | MW-1 | | | MW-19 | | | MW-31 | | | MW-42 | | | MW-45 | | | Water Meter Readings | Cumul. Water Extracted |
| | | Screen Interval: From-To (ft) | | | | | | | | | | | | | | | | | | | |
| | | Initial Depth To Water DTW (ft) | | | 11.15/19.45 TD | | | 8.97/19.05 TD | | | 9.76/18.80 TD | | | 9.44/19.24 TD | | | 10.63/17.80 TD | | | | |
| Time | Unit Vacuum ("Hg.) | Air Flowrate (cfm) | TOX Temp. (degF) | Vapor Inlet Conc. (ppmv) | Off/On (ppmv) | DTW (ft) | Stinger Depth (feet) | Off/On (ppmv) | DTW (ft) | Stinger Depth (feet) | Off/On (ppmv) | DTW (ft) | Stinger Depth (feet) | Off/On (ppmv) | DTW (ft) | Stinger Depth (feet) | Off/On (ppmv) | DTW (ft) | Stinger Depth (feet) | units 4552020 | gals |
| 5-29 | | | | | ON | | 18' | ON | | 18' | ON | | 18' | ON | | 18' | ON | | 17' | | |
| 0800 | 17 | 115 | 722 | 5 | | | | | | | | | | | | | | | | 4723620 | 171600 |
| 1200 | 17 | 115 | 721 | 6 | 2 | | | 4 | | | 3 | | | 3 | | | 3 | | | | |
| 1600 | 17 | 115 | 718 | 6 | | | | | | | | | | | | | | | | 4725520 | 173500 |
| 5-30 | | | | | | | | | | | | | | | | | | | | | |
| 0800 | 17 | 115 | 725 | 6 | | | | | | | | | | | | | | | | 4729730 | 177710 |
| 1200 | 17 | 115 | 720 | 6 | 3 | | | 5 | | | 3 | | | 4 | | | 3 | | | | |
| 1600 | 17 | 115 | 723 | 5 | | | | | | | | | | | | | | | | 4731650 | 179630 |
| 5-31 | | | | | | | | | | | | | | | | | | | | | |
| 0800 | 17 | 115 | 717 | 6 | | | | | | | | | | | | | | | | 4735850 | 183830 |
| 1200 | 17 | 115 | 710 | 4 | 2 | | | 3 | | | 3 | | | 3 | | | 3 | | | | |
| 1600 | 17 | 115 | 713 | 4 | | | | | | | | | | | | | | | | 4737840 | 185820 |
| 6-1 | | | | | | | | | | | | | | | | | | | | | |
| 0800 | 17 | 115 | 706 | 5 | | | | | | | | | | | | | | | | 4741880 | 189860 |
| 1200 | 17 | 115 | 711 | 6 | 2 | | | 4 | | | 3 | | | 4 | | | 3 | | | | |
| 1300 | | | | | OFF | | | | | | | | | | | | OFF | | | | |

Sparge wells that are on 3.5 scfm on wells 1, 3, 6

Comments: 5-30-22 @ 1200 collect Total Inlet air sample / 5-31-22 @ 1200 Effluent water PH @ 6.93
6-1-22 @ 1300 close MW-1 & MW-45

# HIGH VACUUM [ ] SVE or [X] DPE FIELD DATA SHEET

**CalClean Inc.**
(714) 936-2706

Project Location: **1034 W. GENTILE AVE.** City: **LAYTON, UT** Site #: **TRIPLE STOP CHEVRON** Date: 6/1/2022 Page 8 of 9

Client:

Operator (s): John

| | | | | | EXTRACTION WELLS | | | | | | | | | | | | | | | | | |
|---|---|---|---|---|---|---|---|---|---|---|---|---|---|---|---|---|---|---|---|---|---|---|
| | | Well I.D. | | | MW-19 | | | MW-31 | | | MW-40 | | | MW-42 | | | MW-44 | | | Water Meter Readings | Cumul. Water Extracted | Sparge wells that are on 3.5 scfm on wells |
| | | Screen Interval: From-To (ft) | | | | | | | | | | | | | | | | | | | | |
| | | Initial Depth To Water DTW (ft) | | | 8.97/19.05 TD | | | 9.76/18.80 TD | | | 9.26/19.50 TD | | | 9.44/19.24 TD | | | 9.19/19.24 TD | | | | | |
| Time | Unit Vacuum ("Hg.) | Air Flowrate (cfm) | TOX Temp. (degF) | Vapor Inlet Conc. (ppmv) | Off/On (ppmv) | DTW (ft) | Stinger Depth (feet) | Off/On (ppmv) | DTW (ft) | Stinger Depth (feet) | Off/On (ppmv) | DTW (ft) | Stinger Depth (feet) | Off/On (ppmv) | DTW (ft) | Stinger Depth (feet) | Off/On (ppmv) | DTW (ft) | Stinger Depth (feet) | units 4552020 | gals | |
| 6-1 | | | | | ON | | 18' | ON | | 18' | | | | ON | | 18' | | | | | | 1,3,6 |
| 1300 | | | | | | | | | | | ON | | 18' | | | | ON | | 18' | | | |
| 1600 | 17 | 115 | 716 | 5 | | | | | | | | | | | | | | | | 4743940 | 191920 | |
| 6-2 | | | | | | | | | | | | | | | | | | | | | | |
| 0800 | 17 | 115 | 705 | 6 | | | | | | | | | | | | | | | | 4749360 | 197340 | |
| 1200 | 17 | 115 | 712 | 5 | 2 | | | 3 | | | 3 | | | 3 | | | 3 | | | | | |
| 1600 | 17 | 115 | 722 | 4 | | | | | | | | | | | | | | | | 4751740 | 199720 | |
| 6-3 | | | | | | | | | | | | | | | | | | | | | | |
| 0800 | 17 | 115 | 731 | 5 | | | | | | | | | | | | | | | | 4756520 | 204500 | |
| 1200 | 17 | 115 | 720 | 6 | 2 | | | 3 | | | 3 | | | 4 | | | 3 | | | | | |
| 1600 | 17 | 115 | 728 | 5 | | | | | | | | | | | | | | | | 4758640 | 206620 | |
| 6-4 | | | | | | | | | | | | | | | | | | | | | | |
| 0800 | 17 | 115 | 731 | 4 | | | | | | | | | | | | | | | | 4763670 | 211650 | |
| 1200 | 17 | 115 | 729 | 5 | 2 | | | 2 | | | 3 | | | 3 | | | 3 | | | | | |
| 1600 | 17 | 115 | 733 | 3 | | | | | | | | | | | | | | | | 4765920 | 213900 | |
| 6-5 | | | | | | | | | | | | | | | | | | | | | | |
| 0800 | 17 | 115 | 728 | 4 | | | | | | | | | | | | | | | | 4770530 | 218510 | |
| 1200 | 17 | 115 | 730 | 5 | 2 | | | 2 | | | 3 | | | 3 | | | 3 | | | | | |
| 1600 | 17 | 115 | 727 | 3 | | | | | | | | | | | | | | | | 4772930 | 220710 | |
| | | | | | | | | | | | | | | | | | | | | | | |
| | | | | | | | | | | | | | | | | | | | | | | |

Comments: 6-1-22@1300 open MW-40 & MW-44

# HIGH VACUUM [ ] SVE or [x] DPE FIELD DATA SHEET

**CalClean Inc.**
(714) 936-2706

Project Location: **1034 W. GENTILE AVE.** City: **LAYTON, UT** Site #: **TRIPLE STOP CHEVRON** Date: 6/6/2022 Page 9 of 9

Client:

Operator (s): John

| | | | | | EXTRACTION WELLS | | | | | | | | | | | | | | | | | |
|---|---|---|---|---|---|---|---|---|---|---|---|---|---|---|---|---|---|---|---|---|---|---|
| | | Well I.D. | | | MW-19 | | | MW-31 | | | MW-40 | | | MW-42 | | | MW-44 | | | Water Meter Readings | Cumul. Water Extracted | Sparge wells that are on 3.5 scfm on wells |
| | | Screen Interval: From-To (ft) | | | | | | | | | | | | | | | | | | | | |
| | | Initial Depth To Water DTW (ft) | | | 8.97/19.05 TD | | | 9.76/18.80 TD | | | 9.26/19.50 TD | | | 9.44/19.24 TD | | | 9.19/19.24 TD | | | | | |
| Time | Unit Vacuum ("Hg.) | Air Flowrate (cfm) | TOX Temp. (degF) | Vapor Inlet Conc. (ppmv) | Off/On (ppmv) | DTW (ft) | Stinger Depth (feet) | Off/On (ppmv) | DTW (ft) | Stinger Depth (feet) | Off/On (ppmv) | DTW (ft) | Stinger Depth (feet) | Off/On (ppmv) | DTW (ft) | Stinger Depth (feet) | Off/On (ppmv) | DTW (ft) | Stinger Depth (feet) | units 4552020 | gals | |
| 6-6 | | | | | ON | | 18' | ON | | 18' | ON | | 18' | ON | | 18' | ON | | 18' | | | 1,3,6 |
| 0800 | 17 | 115 | 734 | 4 | | | | | | | | | | | | | | | | 4777130 | 225110 | |
| 1200 | 17 | 115 | 730 | 4 | 2 | | | 2 | | | 3 | | | 3 | | | 2 | | | | | |
| 1600 | 17 | 115 | 728 | 5 | | | | | | | | | | | | | | | | 4779270 | 227250 | |
| 6-7 | | | | | | | | | | | | | | | | | | | | | | |
| 0800 | 17 | 115 | 732 | 3 | | | | | | | | | | | | | | | | 4783500 | 231480 | |
| 1200 | 17 | 115 | 728 | 4 | 2 | | | 2 | | | 2 | | | 3 | | | 2 | | | | | |
| 1600 | 17 | 115 | 731 | 5 | | | | | | | | | | | | | | | | 4785680 | 233660 | |
| 6-8 | | | | | | | | | | | | | | | | | | | | | | |
| 0800 | 17 | 115 | 729 | 4 | | | | | | | | | | | | | | | | 4789960 | 237940 | |
| 1200 | 17 | 115 | 732 | 5 | 2 | | | 2 | | | 3 | | | 3 | | | 2 | | | | | |
| 1230 | | | | | off | | | off | | | off | | | off | | | off | | | 4790750 | 238730 | off |
| | | | | | | | | | | | | | | | | | | | | stop | | |

Comments: 6-8-22@1200 collect total Inlet air sample /
6-8-22@1230 close all wells, shut system off

# HIGH VACUUM [ ] SVE or [X] DPE FIELD DATA SHEET

CALCLEAN INC.
(714) 936-2706
Page 1 of 6

Project Location: 1034 W. GENTILE AVE. City: LAYTON, UT Site #: TRIPLE STOP CHEVRON Date: 5/3/2022

Client:

Operator (s): John

## OBSERVATION WELLS

| WELL | MW-20 | | MW-30 | | MW-41 | | | | | | | | | | | | | | | | | |
|---|---|---|---|---|---|---|---|---|---|---|---|---|---|---|---|---|---|---|---|---|---|---|
| SCREEN | | TD | | TD | | TD | | | | | | | | | | | | | | | | |
| DTW (ft) | 9.53 | 19.55 | | 18.90 | | 19.35 | | | | | | | | | | | | | | | | |
| Time | Vacuum "$H_2O$ | DTW (ft) | Vacuum "$H_2O$ | DTW (ft) | Vacuum "$H_2O$ | DTW (ft) | Vacuum "$H_2O$ | DTW (ft) | Vacuum "$H_2O$ | DTW (ft) | Vacuum "$H_2O$ | DTW (ft) | Vacuum "$H_2O$ | DTW (ft) | Vacuum "$H_2O$ | DTW (ft) | Vacuum "$H_2O$ | DTW (ft) | Vacuum "$H_2O$ | DTW (ft) | Vacuum "$H_2O$ | DTW (ft) |
| 5-3 | | | | | | | | | | | | | | | | | | | | | | |
| 0900 | 0.02 | 9.80 | 0.00 | 9.80 | 0.01 | 10.88 | | | | | | | | | | | | | | | | |
| 1500 | 0.12 | 9.54 | 0.02 | 9.83 | 0.00 | 10.98 | | | | | | | | | | | | | | | | |
| 5-4 | | | | | | | | | | | | | | | | | | | | | | |
| 0900 | 0.06 | 9.97 | 0.01 | 9.89 | 0.00 | 11.11 | | | | | | | | | | | | | | | | |
| 1500 | 0.05 | 9.93 | 0.00 | 9.96 | +0.02 | 10.82 | | | | | | | | | | | | | | | | |
| 5-5 | | | | | | | | | | | | | | | | | | | | | | |
| 0900 | 0.06 | 10.03 | 0.01 | 10.06 | 0.00 | 11.13 | | | | | | | | | | | | | | | | |
| 1500 | 0.06 | 10.08 | 0.00 | 10.10 | 0.00 | 11.16 | | | | | | | | | | | | | | | | |
| 5-6 | | | | | | | | | | | | | | | | | | | | | | |
| 0900 | 0.05 | 10.14 | 0.00 | 10.13 | +0.01 | 11.22 | | | | | | | | | | | | | | | | |
| 1500 | 0.03 | 10.20 | 0.00 | 10.14 | 0.00 | 11.26 | | | | | | | | | | | | | | | | |
| 5-7 | | | | | | | | | | | | | | | | | | | | | | |
| 0900 | 0.02 | 10.25 | 0.00 | 10.16 | 0.00 | 11.30 | | | | | | | | | | | | | | | | |
| 1500 | 0.01 | 10.28 | 0.00 | 10.17 | 0.00 | 11.35 | | | | | | | | | | | | | | | | |
| 5-8 | | | | | | | | | | | | | | | | | | | | | | |
| 0900 | 0.01 | 10.31 | 0.00 | 10.18 | 0.01 | 11.39 | | | | | | | | | | | | | | | | |
| 1500 | 0.01 | 10.33 | 0.00 | 10.20 | 0.01 | 11.42 | | | | | | | | | | | | | | | | |
| 5-9 | | | | | | | | | | | | | | | | | | | | | | |
| 0900 | 0.01 | 10.34 | 0.00 | 10.22 | 0.00 | 11.42 | | | | | | | | | | | | | | | | |
| 1500 | 0.01 | 10.36 | 0.00 | 10.25 | 0.00 | 11.44 | | | | | | | | | | | | | | | | |

Comments:

(+= positive pressure on vacuum wells due to sparge wells)

# HIGH VACUUM [ ] SVE or [X] DPE FIELD DATA SHEET

CALCLEAN INC.
(714) 936-2706
Page 2 of 6

Project Location: 1034 W. GENTILE AVE. City: LAYTON, UT Site #: TRIPLE STOP CHEVRON Date: 5/11/2022

Client:

Operator (s): John

## OBSERVATION WELLS

| WELL | MW-20 | | MW-30 | | MW-41 | | MW-2 | | | | | | | | | | | | | | | |
|---|---|---|---|---|---|---|---|---|---|---|---|---|---|---|---|---|---|---|---|---|---|---|
| SCREEN | | TD | | TD | | TD | | TD | | | | | | | | | | | | | | |
| DTW (ft) | 9.53 | 9.55 | | 18.90 | | 19.35 | | 19.35 | | | | | | | | | | | | | | |
| Time | Vacuum "$H_2O$ | DTW (ft) | Vacuum "$H_2O$ | DTW (ft) | Vacuum "$H_2O$ | DTW (ft) | Vacuum "$H_2O$ | DTW (ft) | Vacuum "$H_2O$ | DTW (ft) | Vacuum "$H_2O$ | DTW (ft) | Vacuum "$H_2O$ | DTW (ft) | Vacuum "$H_2O$ | DTW (ft) | Vacuum "$H_2O$ | DTW (ft) | Vacuum "$H_2O$ | DTW (ft) | Vacuum "$H_2O$ | DTW (ft) |
| 5-11 | | | | | | | | | | | | | | | | | | | | | | |
| 0900 | 0.00 | 9.98 | +0.01 | 10.00 | 0.01 | 11.00 | 0.00 | 11.23 | | | | | | | | | | | | | | |
| 1500 | 0.01 | 10.00 | +0.09 | 9.66 | 0.01 | 10.98 | 0.00 | 11.25 | | | | | | | | | | | | | | |
| 5-12 | | | | | | | | | | | | | | | | | | | | | | |
| 0900 | 0.00 | 10.01 | +0.15 | 9.86 | 0.00 | 11.00 | 0.00 | 11.31 | | | | | | | | | | | | | | |
| 1500 | 0.00 | 9.98 | +0.18 | 9.83 | 0.01 | 10.97 | 0.00 | 11.32 | | | | | | | | | | | | | | |
| 5-13 | | | | | | | | | | | | | | | | | | | | | | |
| 0900 | +0.01 | 10.02 | +0.18 | 9.89 | 0.00 | 11.05 | 0.00 | 11.34 | | | | | | | | | | | | | | |
| 1500 | +0.01 | 10.05 | +0.17 | 9.91 | 0.00 | 11.08 | 0.00 | 11.36 | | | | | | | | | | | | | | |
| 5-14 | | | | | | | | | | | | | | | | | | | | | | |
| 0900 | +0.01 | 10.08 | +0.17 | 9.94 | 0.01 | 11.12 | 0.00 | 11.38 | | | | | | | | | | | | | | |
| 1500 | +0.01 | 10.06 | +0.03 | 9.91 | 0.01 | 11.17 | 0.00 | 11.38 | | | | | | | | | | | | | | |
| 5-15 | | | | | | | | | | | | | | | | | | | | | | |
| 0900 | +0.02 | 10.07 | +0.05 | 9.89 | 0.00 | 11.22 | 0.00 | 11.40 | | | | | | | | | | | | | | |
| 1500 | +0.02 | 10.06 | +0.03 | 9.90 | 0.00 | 11.20 | 0.00 | 11.41 | | | | | | | | | | | | | | |
| 5-16 | | | | | | | | | | | | | | | | | | | | | | |
| 0900 | +0.03 | 10.08 | +0.04 | 9.89 | 0.00 | 11.19 | 0.00 | 11.42 | | | | | | | | | | | | | | |
| 1500 | +0.04 | 10.09 | +0.05 | 9.91 | 0.00 | 11.20 | 0.00 | 11.42 | | | | | | | | | | | | | | |
| 5-17 | | | | | | | | | | | | | | | | | | | | | | |
| 0900 | +0.04 | 10.11 | +0.04 | 9.95 | 0.00 | 11.21 | 0.00 | 11.43 | | | | | | | | | | | | | | |
| 1500 | +0.02 | 10.06 | +0.03 | 9.92 | 0.01 | 11.18 | 0.00 | 11.42 | | | | | | | | | | | | | | |

Comments: 5-10-22 no data

(+ = positive pressure on vacuum wells due to sparge wells)

# HIGH VACUUM [ ] SVE or [X] DPE FIELD DATA SHEET

CALCLEAN INC.
(714) 936-2706
Page 3 of 6

Project Location: 1034 W. GENTILE AVE. City: LAYTON, UT Site #: TRIPLE STOP CHEVRON Date: 5/18/2022

Client: Operator (s): John

## OBSERVATION WELLS

| WELL | MW-20 | | MW-30 | | MW-41 | | MW-2 | | | | | | | | | | | | | | | |
|---|---|---|---|---|---|---|---|---|---|---|---|---|---|---|---|---|---|---|---|---|---|---|
| SCREEN | | TD | | TD | | TD | | TD | | | | | | | | | | | | | | |
| DTW (ft) | 9.53 | 19.55 | | 18.90 | | 19.35 | | 19.35 | | | | | | | | | | | | | | |
| Time | Vacuum "$H_2O$ | DTW (ft) | Vacuum "$H_2O$ | DTW (ft) | Vacuum "$H_2O$ | DTW (ft) | Vacuum "$H_2O$ | DTW (ft) | Vacuum "$H_2O$ | DTW (ft) | Vacuum "$H_2O$ | DTW (ft) | Vacuum "$H_2O$ | DTW (ft) | Vacuum "$H_2O$ | DTW (ft) | Vacuum "$H_2O$ | DTW (ft) | Vacuum "$H_2O$ | DTW (ft) | Vacuum "$H_2O$ | DTW (ft) |
| 5-18 | | | | | | | | | | | | | | | | | | | | | | |
| 0900 | +0.02 | 10.02 | +0.03 | 9.87 | 0.01 | 11.12 | 0.00 | 11.41 | | | | | | | | | | | | | | |
| 1500 | +0.02 | 10.07 | +0.04 | 9.90 | 0.00 | 11.15 | 0.00 | 11.42 | | | | | | | | | | | | | | |
| 5-19 | | | | | | | | | | | | | | | | | | | | | | |
| 0900 | +0.03 | 10.10 | +0.04 | 9.93 | 0.01 | 11.19 | 0.00 | 11.43 | | | | | | | | | | | | | | |
| 1500 | +0.04 | 10.08 | +0.03 | 9.92 | 0.01 | 11.20 | 0.00 | 11.42 | | | | | | | | | | | | | | |
| 5-20 | | | | | | | | | | | | | | | | | | | | | | |
| 0900 | +0.04 | 10.10 | +0.04 | 9.94 | 0.00 | 11.22 | 0.00 | 11.44 | | | | | | | | | | | | | | |
| 1500 | +0.03 | 10.11 | +0.04 | 9.92 | 0.00 | 11.20 | 0.00 | 11.42 | | | | | | | | | | | | | | |
| 5-21 | | | | | | | | | | | | | | | | | | | | | | |
| 0900 | +0.03 | 10.09 | +0.03 | 9.90 | 0.00 | 11.20 | 0.00 | 11.41 | | | | | | | | | | | | | | |
| 1500 | +0.03 | 10.11 | +0.02 | 9.93 | 0.01 | 11.21 | 0.00 | 11.42 | | | | | | | | | | | | | | |
| 5-22 | | | | | | | | | | | | | | | | | | | | | | |
| 0900 | +0.03 | 10.13 | +0.02 | 9.97 | 0.00 | 11.23 | 0.00 | 11.44 | | | | | | | | | | | | | | |
| 1500 | +0.02 | 10.12 | +0.03 | 9.98 | 0.01 | 11.24 | 0.00 | 11.44 | | | | | | | | | | | | | | |
| 5-23 | | | | | | | | | | | | | | | | | | | | | | |
| 0900 | +0.02 | 10.14 | +0.03 | 9.99 | 0.01 | 11.25 | 0.00 | 11.45 | | | | | | | | | | | | | | |
| 1500 | +0.03 | 10.12 | +0.02 | 10.00 | 0.01 | 11.23 | 0.00 | 11.43 | | | | | | | | | | | | | | |
| 5-24 | | | | | | | | | | | | | | | | | | | | | | |
| 0900 | +0.03 | 10.14 | +0.02 | 10.01 | 0.01 | 11.24 | 0.00 | 11.44 | | | | | | | | | | | | | | |

Comments:

(+ = positive pressure on vacuum well due to sparge wells)

# HIGH VACUUM [ ] SVE or [X] DPE FIELD DATA SHEET

CALCLEAN INC.
(714) 936-2706


Project Location: 1034 W. GENTILE AVE. City: LAYTON, UT Site #: TRIPLE STOP CHEVRON Date: 5/25/2022

Client: Operator (s): John

## OBSERVATION WELLS

| WELL | MW-20 | | MW-30 | | MW-41 | | MW-2 | | | | | | | | | | | | | | | |
|---|---|---|---|---|---|---|---|---|---|---|---|---|---|---|---|---|---|---|---|---|---|---|
| SCREEN | | | | | | | | | | | | | | | | | | | | | | |
| DTW (ft) | 9.53 | TD 19.55 | | TD 18.90 | | TD 19.35 | | TD 19.35 | | | | | | | | | | | | | | |
| Time | Vacuum "$H_2O$ | DTW (ft) | Vacuum "$H_2O$ | DTW (ft) | Vacuum "$H_2O$ | DTW (ft) | Vacuum "$H_2O$ | DTW (ft) | Vacuum "$H_2O$ | DTW (ft) | Vacuum "$H_2O$ | DTW (ft) | Vacuum "$H_2O$ | DTW (ft) | Vacuum "$H_2O$ | DTW (ft) | Vacuum "$H_2O$ | DTW (ft) | Vacuum "$H_2O$ | DTW (ft) | Vacuum "$H_2O$ | DTW (ft) |
| 5-25 | | | | | | | | | | | | | | | | | | | | | | |
| 0900 | +0.01 | 10.19 | 0.00 | 9.95 | 0.00 | 11.33 | 0.00 | 11.41 | | | | | | | | | | | | | | |
| 1500 | +0.02 | 10.26 | 0.02 | 10.16 | 0.01 | 11.35 | 0.00 | 11.41 | | | | | | | | | | | | | | |
| 5-26 | | | | | | | | | | | | | | | | | | | | | | |
| 0900 | 0.00 | 10.32 | 0.01 | 10.13 | 0.01 | 11.42 | 0.00 | 11.44 | | | | | | | | | | | | | | |
| 1500 | +0.02 | 10.32 | 0.00 | 10.10 | 0.02 | 11.41 | 0.00 | 11.42 | | | | | | | | | | | | | | |
| 5-27 | | | | | | | | | | | | | | | | | | | | | | |
| 0900 | +0.02 | 10.35 | 0.00 | 10.12 | 0.01 | 11.44 | 0.00 | 11.44 | | | | | | | | | | | | | | |
| 1500 | +0.02 | 10.33 | 0.01 | 10.11 | 0.01 | 11.41 | 0.00 | 11.43 | | | | | | | | | | | | | | |
| 5-28 | | | | | | | | | | | | | | | | | | | | | | |
| 0900 | +0.01 | 10.35 | 0.01 | 10.13 | 0.01 | 11.43 | 0.00 | 11.45 | | | | | | | | | | | | | | |
| 1500 | +0.02 | 10.33 | 0.01 | 10.11 | 0.02 | 11.40 | 0.00 | 11.42 | | | | | | | | | | | | | | |
| 5-29 | | | | | | | | | | | | | | | | | | | | | | |
| 0900 | Raining | | — | — | — | — | — | — | | | | | | | | | | | | | | |
| 1500 | +0.01 | 10.27 | 0.02 | 10.09 | 0.01 | 11.37 | 0.00 | 11.41 | | | | | | | | | | | | | | |
| 5-30 | | | | | | | | | | | | | | | | | | | | | | |
| 0900 | +0.02 | 10.30 | 0.01 | 10.10 | 0.01 | 11.39 | 0.00 | 11.43 | | | | | | | | | | | | | | |
| 1500 | Raining | | — | — | — | — | — | — | | | | | | | | | | | | | | |
| 5-31 | | | | | | | | | | | | | | | | | | | | | | |
| 0900 | +0.02 | 10.33 | 0.01 | 10.09 | 0.02 | 11.37 | 0.00 | 11.40 | | | | | | | | | | | | | | |
| 1500 | +0.01 | 10.32 | 0.00 | 10.08 | 0.02 | 11.36 | 0.01 | 11.41 | | | | | | | | | | | | | | |

Comments:

(+ = positive pressure on vacuum well due to sparge wells)

# HIGH VACUUM [ ] SVE or [X] DPE FIELD DATA SHEET

CALCLEAN INC.
(714) 936-2706
Page 5 of 6

Project Location: 1034 W. GENTILE AVE. City: LAYTON, UT Site #: TRIPLE STOP CHEVRON Date: 6/1/2022

Client: Operator (s): John

## OBSERVATION WELLS

| WELL | MW-20 | | MW-30 | | MW-41 | | MW-2 | | | | | | | | | | | | | | | |
|---|---|---|---|---|---|---|---|---|---|---|---|---|---|---|---|---|---|---|---|---|---|---|
| SCREEN | | | | | | | | | | | | | | | | | | | | | | |
| DTW (ft) | 9.53 | TD 19.55 | | TD 18.90 | | TD 19.35 | | TD 19.35 | | | | | | | | | | | | | | |
| Time | Vacuum "$H_2O$ | DTW (ft) | Vacuum "$H_2O$ | DTW (ft) | Vacuum "$H_2O$ | DTW (ft) | Vacuum "$H_2O$ | DTW (ft) | Vacuum "$H_2O$ | DTW (ft) | Vacuum "$H_2O$ | DTW (ft) | Vacuum "$H_2O$ | DTW (ft) | Vacuum "$H_2O$ | DTW (ft) | Vacuum "$H_2O$ | DTW (ft) | Vacuum "$H_2O$ | DTW (ft) | Vacuum "$H_2O$ | DTW (ft) |
| 6-1 | | | | | | | | | | | | | | | | | | | | | | |
| 0900 | +0.01 | 10.32 | 0.01 | 10.07 | 0.01 | 11.36 | 0.01 | 11.40 | | | | | | | | | | | | | | |
| 1500 | +0.02 | 10.30 | 0.02 | 10.10 | 0.00 | 11.40 | 0.00 | 11.38 | | | | | | | | | | | | | | |
| 6-2 | | | | | | | | | | | | | | | | | | | | | | |
| 0900 | +0.01 | 10.43 | 0.01 | 10.23 | 0.01 | 11.51 | 0.00 | 11.39 | | | | | | | | | | | | | | |
| 1500 | +0.01 | 10.35 | 0.01 | 10.16 | 0.01 | 11.44 | 0.00 | 11.38 | | | | | | | | | | | | | | |
| 6-3 | | | | | | | | | | | | | | | | | | | | | | |
| 0900 | +0.01 | 10.41 | 0.02 | 10.20 | 0.01 | 11.49 | 0.01 | 11.40 | | | | | | | | | | | | | | |
| 1500 | +0.01 | 10.37 | 0.01 | 10.17 | 0.01 | 11.46 | 0.00 | 11.37 | | | | | | | | | | | | | | |
| 6-4 | | | | | | | | | | | | | | | | | | | | | | |
| 0900 | +0.02 | 10.34 | 0.01 | 10.18 | 0.01 | 11.49 | 0.00 | 11.38 | | | | | | | | | | | | | | |
| 1500 | +0.01 | 10.38 | 0.01 | 10.22 | 0.00 | 11.53 | 0.00 | 11.39 | | | | | | | | | | | | | | |
| 6-5 | | | | | | | | | | | | | | | | | | | | | | |
| 0900 | +0.01 | 10.43 | 0.01 | 10.26 | 0.00 | 11.56 | 0.00 | 11.37 | | | | | | | | | | | | | | |
| 1500 | +0.01 | 10.39 | 0.01 | 10.21 | 0.00 | 11.52 | 0.00 | 11.38 | | | | | | | | | | | | | | |
| 6-6 | | | | | | | | | | | | | | | | | | | | | | |
| 0900 | +0.01 | 10.41 | 0.01 | 10.23 | 0.01 | 11.54 | 0.00 | 11.40 | | | | | | | | | | | | | | |
| 1500 | +0.02 | 10.38 | 0.01 | 10.19 | 0.00 | 11.52 | 0.00 | 11.38 | | | | | | | | | | | | | | |
| 6-7 | | | | | | | | | | | | | | | | | | | | | | |
| 0900 | +0.01 | 10.42 | 0.01 | 10.25 | 0.00 | 11.55 | 0.00 | 11.41 | | | | | | | | | | | | | | |
| 1500 | +0.01 | 10.39 | 0.01 | 10.21 | 0.00 | 11.52 | 0.00 | 11.38 | | | | | | | | | | | | | | |

Comments:

(+=positive pressure on vacuum well due to sparge wells)

# HIGH VACUUM [ ] SVE or [X] DPE FIELD DATA SHEET

CALCLEAN INC.
(714) 936-2706

Project Location: 1034 W. GENTILE AVE. City: LAYTON, UT Site #: TRIPLE STOP CHEVRON Date: 6/8/2022



Client:

Operator (s): John

## OBSERVATION WELLS

| WELL | MW-20 | | MW-30 | | MW-41 | | MW-2 | | | | | | | | | | | | | | | |
|---|---|---|---|---|---|---|---|---|---|---|---|---|---|---|---|---|---|---|---|---|---|---|
| SCREEN | | | | | | | | | | | | | | | | | | | | | | |
| DTW (ft) | 9.53 | 9.55 TD | | 18.90 TD | | 19.35 TD | | 19.35 TD | | | | | | | | | | | | | | |
| Time | Vacuum "$H_2O$ | DTW (ft) | Vacuum "$H_2O$ | DTW (ft) | Vacuum "$H_2O$ | DTW (ft) | Vacuum "$H_2O$ | DTW (ft) | Vacuum "$H_2O$ | DTW (ft) | Vacuum "$H_2O$ | DTW (ft) | Vacuum "$H_2O$ | DTW (ft) | Vacuum "$H_2O$ | DTW (ft) | Vacuum "$H_2O$ | DTW (ft) | Vacuum "$H_2O$ | DTW (ft) | Vacuum "$H_2O$ | DTW (ft) |
| 6-8 | | | | | | | | | | | | | | | | | | | | | | |
| 0900 | +0.01 | 10.41 | 0.01 | 10.24 | 0.00 | 11.56 | 0.00 | 11.40 | | | | | | | | | | | | | | |

Comments:

(+ = positive pressure on vacuum well due to sparge wells)